

## NOTICE OF BOARD MEETING

### HEBER-OVERGAARD FIRE DISTRICT BOARD OF DIRECTORS

Pursuant to A.R.S. 38-431.02(C). Notice is hereby given to the members of the Heber-Overgaard Fire District and the general public that the Heber-Overgaard Fire District will hold a meeting open to the public on August 16, 2022 at 6pm. in the Heber-Overgaard Fire Station, Overgaard, Navajo County, Arizona. As indicated in the following agenda, the Board may vote to go into executive session, which will not be open to the public to discuss certain matters.

Pursuant to the Americans with Disabilities Act (ADA), the Heber-Overgaard Fire District endeavors to ensure the accessibility of its meetings to all persons with disabilities. If you need an accommodation for a meeting, please contact the Fire District's Administration at 928-535-4346 at least 48 hours prior to the meeting so that an accommodation can be arranged.

#### Pledge

1. CALL TO ORDER and ROLL CALL OF BOARD MEMBERS:
2. CONSENT AGENDA:
  - A. APPROVAL OF MINUTES:
    1. Regular Session minutes of July 19, 2022

**MOTION to accept the July 19, 2022 Board Meeting Minutes as presented**

#### B. REPORTS AND CORRESPONDENCE:

2. July 2022 Fire & EMS Reports
3. July 2022 Fire Chief's Report
4. July 2022 Deputy Chief's Report

**MOTION to accept the July 2022 Reports and Correspondence as presented.**

3. FINANCIAL REPORTING: July 2022 Financial and Ambulance Financial Statements.  
**MOTION to accept the July 2022 Financial and Ambulance Financial Statements as presented.**
4. CALL TO THE PUBLIC:
5. OLD BUSINESS:
  - A. Discussion and possible action regarding the change made to Section 2. Meetings, of the Heber Overgaard Fire District Board By-Laws:  
**MOTION to accept the change in Section 2. Meetings, to the Heber Overgaard Fire District Board By-Laws as presented.**

B. Update on apparatus, the tower, and grants:

6. NEW BUSINESS:

7. CALL TO THE PUBLIC:

8. ADJOURNMENT:

SOME BOARD MEMBERS AND/OR DISTRICT ATTORNEY MAY APPEAR TELEPHONICALLY ON ABOVE AGENDA ITEMS OR EXECUTIVE SESSIONS. A COPY OF THE AGENDA BACKGROUND MATERIAL PROVIDED TO BOARD MEMBERS (WITH THE EXCEPTION OF MATERIAL RELATING TO POSSIBLE EXECUTIVE SESSIONS) IS AVAILABLE FOR PUBLIC INSPECTION AT THE FIRE HALL FROM 8:00 A.M. TO 4:00 P.M. DAILY. UNDER A.R.S. SECTION 38-431.03 (A). THE BOARD RESERVES THE RIGHT TO ADJOURN INTO EXECUTIVE SESSION ON ABOVE AGENDA ITEMS WHEN NEEDED, ARS 38-431.03 (D) FOR LEGAL ADVICE ON ANY OF THE ABOVE AGENDA ITEMS OR ANY MATTER OF PROCEDURE.

Call to the Public A.R.S 38-431.01. (H). A public body may make an open call to the public during a public meeting, subject to reasonable time, place and manner restrictions, to allow individuals to address the public body on any issue within the jurisdiction of the public body. At the conclusion of an open call to the public, individual members of the public body may respond to criticism made by those who have addressed the public body, may ask staff to review a matter or may ask that a matter be put on a future agenda. However, members of the public body shall not discuss or take legal action on matters raised during an open call to the public unless the matters are properly noticed for discussion and legal action.

POSTED AT THE HEBER/OVERGAARD FIRE STATION, ON DATE: 8-12-22

Board Chairperson Announcement: Executive Sessions are Confidential.

**HEBER-OVERGAARD FIRE DISTRICT BOARD  
BOARD MEETING MINUTES  
August 16, 2022**

The meeting was called to order by Roger Owens at 18:00.

Attendees:

Roger Owens, Chairman  
Roxanne Flynn, Board Clerk \*absent  
Mike Brewer, Board Member \* telephonic

Steven Grumkoski, Board Member  
Jerry Call, Board Member  
Dee McCluskey – Fire Chief

1. CALL TO ORDER and ROLL CALL OF BOARD MEMBERS:

2. CONSENT AGENDA:

A. APPROVAL OF MINUTES

1. Regular Session minutes of July 19, 2022

**MOTION made by Jerry Call to accept the Regular Session Board Meeting minutes of July 19, 2022 as presented. Steven Grumkoski SECONDED the MOTION. All In Favor.**

B. REPORTS AND CORRESPONDENCE:

1. July 2022 Fire & EMS Reports
2. July 2022 Fire Chief's Report
3. July 2022 Deputy Chief's Report

**MOTION made by Jerry Call to accept the July 2022 Reports and Correspondence. Steven Grumkoski SECONDED the MOTION. All in Favor.**

3. FINANCIAL REPORTING: July 2022 Financial and Ambulance Financial Statements.

**MOTION made by Jerry Call to accept the July 2022 Financial and Ambulance Financial Statements as presented. Steven Grumkoski SECONDED the MOTION. All in favor.**

4. CALL TO THE PUBLIC:

5. OLD BUSINESS:

- A. Discussion and possible action regarding the change made to Section 2. Meetings, of the Heber Overgaard Fire District Board By-Laws:

**MOTION made by Steven Grumkoski to accept the change in Section 2. Meetings, to the Heber Overgaard Fire District Board By-Laws as present. Jerry Call SECONDED the MOTION. All in favor.**

B. Update on apparatus, the tower, and grants:

Chief McCluskey said the exhaust system grant for \$70k was submitted and the tower is still moving forward.

Deputy Chief Payne gave an update on the apparatus. Deputy Chief Payne said he found an Alexis F550 Attack Truck Mini Pumper in ILL for approximately \$360k and a Type 1 4x4 Engine with a 12 month build time for approximately \$610k.

MOTION made by Jerry Call to authorize the Chief and Jason to proceed as according to their presentation with the Attack Truck and the Type 1 Engine. Steven Grumkoski SECONDED the MOTION. All in favor.


6. NEW BUSINESS: N/A

7. CALL TO THE PUBLIC:

8. ADJOURNMENT

MOTION made by Jerry Call to Adjourn. Steven Grumkoski SECONDED the MOTION. All in Favor. 18:38

Respectfully Submitted,  
Shelley Neely  
Administrative Assistant

  
A horizontal line is drawn across the page, with five handwritten signatures above it. From left to right, the signatures correspond to the names listed below the line.

R. Owens      M. Brewer      J. Call      R. Flynn      S. Grumkoski

# HOFD INCIDENT RUN SUMMARY

## July 2022

<b>EMS – Billing Summary</b>	(JULY)	(YTD-2022)
ALS Transports	44	226
BLS Transports	7	22
Deceased	0	2
Helicopter	4	5
Patient Refusals	<u>18</u>	<u>110</u>
<b>Total EMS Billing</b>	<b>73</b>	<b>365</b>
<b>FIRE – Run Summary</b>	(JULY)	(YTD-2022)
Fire	4	22
Rescue & EMS	90	480
Hazardous Condition	3	10
Service Call	17	106
Good Intent Call	11	44
False Alarm & False Call	2	11
Severe Weather & Natural Disaster	0	0
Special Incident – Wildland Assignment	<u>1</u>	<u>8</u>
<b>Total EMS-FIRE Calls</b>	<b>128</b>	<b>682</b>
<b>ACTIVITY –Summary</b>	(JULY)	(YTD-2022)
Community Events	0	1
Burn Permit	9	39
Public Assist	0	3
Residential Lockbox Install	1	8
Lift Assist	0	0
Vehicle Lockout	4	37
Public Education	<u>0</u>	<u>1</u>
<b>Total ACTIVITY Calls</b>	<b>16</b>	<b>89</b>
<b>FIRE PREVENTION ACTIVITY –Summary</b>	(JULY)	(YTD-2022)
Initial Inspection	0	6
Re-Inspection	0	0
Annual Inspection	0	1
Firewise Inspections	0	3
Engine Company Surveys	<u>0</u>	<u>0</u>
<b>Total PREVENTION ACTIVITY</b>	<b>0</b>	<b>10</b>

### RESPONSE TIMES

<b>EMS Response Times Month (JULY)</b>	<u>Minutes.Seconds</u>
In-District	<b>3.99 (+)</b>
Out of District – In CON	13.18 (+)
Out of CON	0.00 ()
<b>EMS Response Times 2022</b>	<u>Minutes.Seconds</u>
In-District	<b>4.14 (+)</b>
Out of District – In CON	14.32 (-)
Out of CON	33.83 (NC)

**The Mission of the Heber-Overgaard Fire District is to serve the people and protect lives and property by providing fire, rescue and emergency medical services.**



---

**FIRE CHIEF'S REPORT – AUGUST 16<sup>th</sup>, 2022**

## **Fire Chief's Report July 2022**

**William D. McCluskey**

- I. Administrative
  - a. 7/1-4 Chief – Vacation – Took Son to Wyoming
  - b. 7/5 Rim Country Radio Amateur Radio Association (RCARA) Bylaws Meeting
  - c. 7/11 HOCRN Board Meeting
  - d. 7/11 I40 Chief's Meeting
  - e. 7/12 Navajo County LEPC Meeting
  - f. 7/13 ADEQ Emergency Relief Fund Kick-off Meeting
  - g. 7/13 CA Medical Appointment - Valley
  - h. 7/14 RCARA General Meeting
  - i. 7/15 H-O Chamber of Commerce 4<sup>th</sup> of July & Fireworks After-action
  - j. 7/16 HOCRN General Meeting
  - k. 7/19 New Ambulance Re-chassis Inspection - Nevada
  - l. 7/20 NC LEPC Capabilities Survey Development
  - m. 7/20 SLPD Dispatch Cooperators Meeting
  - n. 7/20 NC LEPC VP Meeting
  - o. 7/20 Employee Pay Meeting
  - p. 7/25 MVD Meeting – License New (re-chassis) Ambulance
  - q. 7/20 Replaced Station Portable Tables – (10)
  - r. 7/28-29 Dr's Appointments
  - s. 7/30-31 Eye Surgery & Follow-up
- II. Training
- III. Significant Incidents:
  - a. 7/8 SR 277 & Tonto - MVA
- IV. Wildland Requests/Assignments
  - a. 7/24 Chief Payne (LOFR) Full 14 days

Next meeting: September 20<sup>th</sup>, 2022



**FROM THE OFFICE OF THE DEPUTY FIRE CHIEF**

**July 2022 Deputy Fire Chief Report**

**July Wildland Update**

- Calf Canyon Fire (SWIMT # 5 Liaison Officer)

**Apparatus Update**

- E71 in service (Several minor issues that have been repaired)
- E72 in service
- E73 (type 3) in service
- 1865 (Elk) Ambulance is being repaired in Show Low, been delayed due to several parts.
- New Ambulance remount final inspection complete and is now in service.
- Working on quotes for a mini-pumper and type 1. Information in next board meeting

**July 2022 bullet points**

- Wildland assignments continue
- Station tours for small and large groups
- Vitalant Blood Drive held at the station
- Mogollon Air Park Annual Fly-in.
- CPR classes held.
- Applications for new recruits have been slow, we extended the applications till August.
- Magna Grip (AFG Grant) exhaust system install is complete and working great.
- New Gym equipment received and in service
- Summer cleaning on old bays
- Station maintenance performed and weed control
- Sealed concrete on southern walkway to prevent water leaking
- Training on pumping and new reserves minimum company standards training.

**Total Water used for all 3 shifts**

Total water used approximately 6,000 gallons for House Fire/Brush Fire/ and training.



## Heber-Overgaard Fire Department

2061 Lumber Valley Road  
P.O. Box 1010  
Overgaard, AZ 85933  
(928) 535-4346



### Monthly Financial Report – July 2022

Attached are the following for your information and review:

1. Balance Sheet as of July 31, 2022.
2. Summary of reconciled cash balances for July 2022
3. Statement of Revenues and Expenditures for July 31, 2022, including budget to actual and fiscal year balances.
4. Fixed Assets and Disposals
5. Income vs. Expenses Graph through July 2022.
6. Monthly Disbursement Report.
7. 12-Month Cash Flow.

#### Key points:

- Revenue for the month of July was \$137,553 which was over budget by \$38,133.
  - Navajo County Revenue for July was \$8,363 which was \$5,256 under budget.
  - Non-Levy revenue was \$129,190.
    - Ambulance revenue for the month was \$66,941 which was \$15,274 over budget.
    - Wildland Revenue was \$6,820 over budget.
- Expenses for July totaled \$254,796 which was under budget by \$24,771

Please contact the Finance Director for any questions or concerns regarding this report.



	Jul 31, 22	Jul 31, 21	\$ Change	% Change
<b>ASSETS</b>				
Current Assets				
Checking/Savings				
1066 · NAT'L BANK OF ARIZONA/PAYROLL	216,550.07	193,589.94	22,960.13	11.9%
1005 · PETTY CASH	100.00	100.00	0.00	0.0%
1010 · NAVAJO COUNTY TREASURER	1,005,220.47	747,817.42	257,403.05	34.4%
1014 · CAPITAL PROJECTS FUND	516,623.67	513,312.00	3,311.67	0.7%
Total Checking/Savings	1,738,494.21	1,454,819.36	283,674.85	19.5%
Accounts Receivable				
1200 · Accounts Receivable	56,070.35	91,369.83	-35,299.48	-38.6%
Total Accounts Receivable	56,070.35	91,369.83	-35,299.48	-38.6%
Other Current Assets				
1351 · AMBULANCE ALLOWANCE	-124,805.68	-75,303.24	-49,502.44	-65.7%
1210 · TAXES RECEIVABLE	59,367.20	54,635.21	4,731.99	8.7%
1350 · AMBULANCE RECEIVABLES	248,795.97	154,450.00	94,345.97	61.1%
Total Other Current Assets	183,357.49	133,781.97	49,575.52	37.1%
Total Current Assets	1,977,922.05	1,679,971.16	297,950.89	17.7%
Fixed Assets				
1700 · Accumulated Depreciation	-2,474,362.71	-2,474,362.71	0.00	0.0%
1620 · Equipment	630,575.60	601,568.36	29,007.24	4.8%
1610 · Vehicles	2,649,926.80	2,467,973.92	181,952.88	7.4%
1600 · Buildings & Land	1,320,012.40	1,320,012.40	0.00	0.0%
Total Fixed Assets	2,126,152.09	1,915,191.97	210,960.12	11.0%
Other Assets				
3122 · OPEB	53,027.00	53,027.00	0.00	0.0%
3120 · Deferred Outflows	915,529.00	915,529.00	0.00	0.0%
1500 · PREPAID EXPENSES	17,743.65	17,743.65	0.00	0.0%
Total Other Assets	986,299.65	986,299.65	0.00	0.0%
<b>TOTAL ASSETS</b>	<b>5,090,373.79</b>	<b>4,581,462.78</b>	<b>508,911.01</b>	<b>11.1%</b>
<b>LIABILITIES &amp; EQUITY</b>				
Liabilities				
Current Liabilities				
Accounts Payable				
2000 · Accounts Payable	4,745.30	75,674.16	-70,928.86	-93.7%
Total Accounts Payable	4,745.30	75,674.16	-70,928.86	-93.7%
Credit Cards				
2110 · NBAZ Credit Card	12,083.75	9,341.99	2,741.76	29.4%
Total Credit Cards	12,083.75	9,341.99	2,741.76	29.4%
Other Current Liabilities				
3150 · PTO Accrual	227,919.69	227,919.69	0.00	0.0%
2460 · Misc Deductions	158.81	15.50	143.31	924.6%
2025 · INTEREST PAYABLE	2,389.12	2,389.12	0.00	0.0%
2100 · Payroll Liabilities				
21-2700 · Life Insurance	1,175.20	0.00	1,175.20	100.0%
21-2400 · INSURANCE-MEDICAL	-1,463.88	-1,109.13	-354.75	-32.0%
21-2410 · INSURANCE-DENTAL	-76.32	0.00	-76.32	-100.0%
21-2500 · MEDICAL SAVINGS ACCOUNT	-1,092.09	131.60	-1,223.69	-929.9%
21-2600 · AFLAC-SUPPLEMENTAL INS	644.28	0.00	644.28	100.0%
21-2900 · AZ STATE RETIREMENT SYSTEM	-15.44	-15.48	0.04	0.3%
Total 2100 · Payroll Liabilities	-828.25	-993.01	164.76	16.6%
2300 · DEFERRED COMP PLAN	-8,392.88	-763.53	-7,629.35	-999.2%
2350 · PAYABLE TO FF PENSION	6,009.48	0.00	6,009.48	100.0%
2375 · ACCRUED PAYROLL	58,219.32	65,937.10	-7,717.78	-11.7%
2400 · GARNISHMENT	725.66	0.00	725.66	100.0%
2450 · Union Dues	-867.20	0.00	-867.20	-100.0%
2800 · AZ PUBLIC SAFETY RETIREMENT	8,451.79	763.52	7,688.27	1,007.0%
Total Other Current Liabilities	293,785.54	295,268.39	-1,482.85	-0.5%
Total Current Liabilities	310,614.59	380,284.54	-69,669.95	-18.3%

4:30 PM

## HEBER-OVERGAARD FIRE DISTRICT

08/11/22

## Balance Sheet Prev Year Comparison

Accrual Basis

As of July 31, 2022

	Jul 31, 22	Jul 31, 21	\$ Change	% Change
Long Term Liabilities				
2951 · NBAZ Ambo 1865 Lease	219,390.56	219,390.56	0.00	0.0%
3100 · Net Pension Liability	1,130,766.00	1,130,766.00	0.00	0.0%
3130 · Deferred Inflows	351,044.00	351,044.00	0.00	0.0%
2950 · N/P Chase Tender Loan	60,788.45	60,788.45	0.00	0.0%
Total Long Term Liabilities	1,761,989.01	1,761,989.01	0.00	0.0%
Total Liabilities	2,072,603.60	2,142,273.55	-69,669.95	-3.3%
Equity				
3200 · FUND BALANCE	2,613,796.00	2,613,796.00	0.00	0.0%
3900 · Retained Earnings	521,217.52	51,438.87	469,778.65	913.3%
Net Income	-117,243.33	-226,045.64	108,802.31	48.1%
Total Equity	3,017,770.19	2,439,189.23	578,580.96	23.7%
TOTAL LIABILITIES & EQUITY	5,090,373.79	4,581,462.78	508,911.01	11.1%

**Heber-Overgaard Fire District**  
**Summary of Reconciled Cash Balances**

Period Ending 07/31/2022

	Navajo County General Fund	Navajo County Capital Fund	National Bank Payroll Fund
	<u>7/31/2022</u>	<u>7/31/2022</u>	<u>7/31/2022</u>
<b>Beginning Balance</b>	1,136,210.27	515,976.32	376,782.25
<b>Cleared Transactions</b>			
Checks and Payments	(140,747.18)	-	(332,577.22)
Deposits and Credits	9,801.38	647.35	172,345.04
<b>Total Cleared Transactions</b>	<u>(130,945.80)</u>	<u>647.35</u>	<u>(160,232.18)</u>
<b>Cleared Balance</b>	<u><u>1,005,264.47</u></u>	<u><u>516,623.67</u></u>	<u><u>216,550.07</u></u>
<b>Uncleared Transactions</b>			
Checks and Payments	(44.00)	-	-
Deposits and Credits	-	-	-
<b>Total Uncleared Transactions</b>	<u>(44.00)</u>	<u>-</u>	<u>-</u>
<b>Register Balance as of 07/31/2022</b>	<u><u>1,005,220.47</u></u>	<u><u>516,623.67</u></u>	<u><u>216,550.07</u></u>

HEBER-OVERGAARD FIRE DISTRICT  
 Profit & Loss Budget Performance  
 July 2022

4:29 PM  
 08/11/22  
 Accrual Basis

	Jul 22	Budget	\$ Over Budget	Jul 22	YTD Budget	\$ Over Budget	Annual Budget
Ordinary Income/Expense							
Income							
4000 · AD VALOREM TAXES	8,362.86	13,619.00	-5,256.14	8,362.86	13,619.00	-5,256.14	2,292,041.00
4140 · COUNTY TAX DISTRIBUTION	0.00	0.00	0.00	0.00	0.00	0.00	130,476.00
4640 · GRANTS	23,835.36	4,167.00	19,668.36	23,835.36	4,167.00	19,668.36	50,000.00
4645 · DONATIONS	0.00	42.00	-42.00	0.00	42.00	-42.00	500.00
4650 · STATE LAND FIRE	36,327.86	29,508.00	6,819.86	36,327.86	29,508.00	6,819.86	177,050.00
4942 · INTEREST-INVESTMENTS	2,085.87	417.00	1,668.87	2,085.87	417.00	1,668.87	5,000.00
4970 · AMBULANCE SERVICE REVENUES	66,940.79	51,667.00	15,273.79	66,940.79	51,667.00	15,273.79	620,000.00
Total Income	137,552.74	99,420.00	38,132.74	137,552.74	99,420.00	38,132.74	3,275,067.00
Gross Profit	137,552.74	99,420.00	38,132.74	137,552.74	99,420.00	38,132.74	3,275,067.00
Expense							
50 · PERSONNEL SERVICES	25,471.54	24,597.00	874.54	25,471.54	24,597.00	874.54	320,305.00
51 · SALARIES-OPERATIONS	84,591.56	96,294.00	-11,702.44	84,591.56	96,294.00	-11,702.44	1,196,338.00
52 · RESERVE & VOLUNTEER PAY	23,614.50	19,603.00	4,011.50	23,614.50	19,603.00	4,011.50	236,173.00
53 · RETIREMENT PLANS	17,161.59	25,626.00	-8,464.41	17,161.59	25,626.00	-8,464.41	322,938.00
54 · INSURANCE-HEALTH	21,265.12	24,757.00	-3,491.88	21,265.12	24,757.00	-3,491.88	321,840.00
55 · TAXES-PAYROLL	4,913.94	3,502.00	1,411.94	4,913.94	3,502.00	1,411.94	45,521.00
56 · EMPLOYEE CONTINGENCY FUND	0.00	0.00	0.00	0.00	0.00	0.00	10,000.00
60 · SUPPLIES-ADM	108.65	708.00	-599.35	108.65	708.00	-599.35	8,500.00
61 · JANITORIAL & BLDG MAINT	3,613.99	1,208.00	2,405.99	3,613.99	1,208.00	2,405.99	14,500.00
62 · MEDICAL SUPPLIES/EQUIPMENT	3,841.26	2,900.00	941.26	3,841.26	2,900.00	941.26	34,800.00
64 · FUEL	5,449.17	5,167.00	282.17	5,449.17	5,167.00	282.17	47,272.00
65 · VEHICLE MAINTENANCE	1,944.23	3,167.00	-1,222.77	1,944.23	3,167.00	-1,222.77	38,000.00
66 · CLOTHING-UNIFORMS/PROTECT CLOTH	0.00	2,454.00	-2,454.00	0.00	2,454.00	-2,454.00	29,450.00
67 · FIREFIGHTING EQUIP MAINT SUPPLY	36.17	3,400.00	-3,363.83	36.17	3,400.00	-3,363.83	34,400.00
68 · PUBLIC EDUCATION & GRANTS	-45.00	208.00	-253.00	-45.00	208.00	-253.00	52,500.00
70 · SERVICES & CHARGES/ADM	5,739.73	6,602.00	-862.27	5,739.73	6,602.00	-862.27	96,580.00
71 · COMMUNICATIONS	2,693.72	4,906.00	-2,212.28	2,693.72	4,906.00	-2,212.28	96,199.00
72 · TRAVEL PER DIEM	3,673.79	2,416.00	1,257.79	3,673.79	2,416.00	1,257.79	16,500.00

HEBER-OVERGAARD FIRE DISTRICT  
Profit & Loss Budget Performance  
July 2022

	Jul 22	Budget	\$ Over Budget	Jul 22	YTD Budget	\$ Over Budget	Annual Budget
73 · FIRE BOARD EXPENSES/TRAINING	638.95	250.00	388.95	638.95	250.00	388.95	3,000.00
74 · INSURANCE	48,366.00	46,000.00	2,366.00	48,366.00	46,000.00	2,366.00	46,000.00
75 · UTILITIES	1,167.79	1,817.00	-649.21	1,167.79	1,817.00	-649.21	21,800.00
77 · FIRE/EMS TRAINING	529.37	3,651.00	-3,121.63	529.37	3,651.00	-3,121.63	43,800.00
79 · AWARDS/DUES/SUBSCRIP/MISC	20.00	334.00	-314.00	20.00	334.00	-314.00	4,000.00
80 · CAPITAL OUTLAY-	0.00	0.00	0.00	0.00	0.00	0.00	46,627.00
Total Expense	254,796.07	279,567.00	-24,770.93	254,796.07	279,567.00	-24,770.93	3,087,043.00
Net Ordinary Income	-117,243.33	-180,147.00	62,903.67	-117,243.33	-180,147.00	62,903.67	188,024.00
Net Income	-117,243.33	-180,147.00	62,903.67	-117,243.33	-180,147.00	62,903.67	188,024.00

Heber Overgaard Fire District  
Fixed Assets Additions and Disposals


**Recorded in fixed asset accounts:**

Account Number	Account name	Addition/(Disposal) Amount	Description of Asset
1610	Vehicles	\$ 90,667.38	New Ambulance
<b>TOTALS</b>		<b>\$ 90,667.38</b>	

Prepared

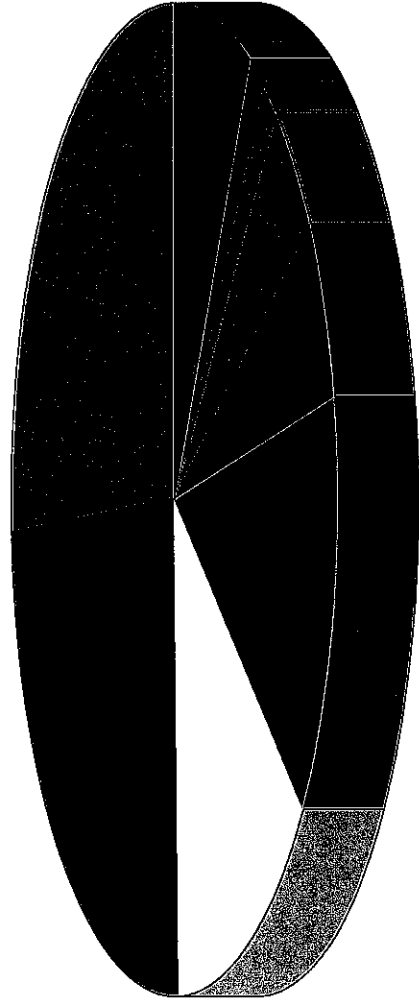
8/11/2022 James Vincent Group, Finance Director.

Income and Expense by Month  
July 2022



Expense Summary  
July 2022

80 · CAPITAL OUTLAY-	26.25%
51 · SALARIES-OPERATIONS	24.49
74 · INSURANCE	14.00
50 · PERSONNEL SERVICES	7.37
52 · RESERVE & VOLUNTEER PAY	6.84
54 · INSURANCE-HEALTH	6.16
53 · RETIREMENT PLANS	4.97
70 · SERVICES & CHARGES/ADM	1.66
64 · FUEL	1.58
55 · TAXES-PAYROLL	1.42
Other	5.27
<b>Total</b>	<b>\$345,463.45</b>



By Account

HEBER-OVERGAARD FIRE DISTRICT  
 Monthly Disbursement Report  
 As of July 31, 2022

Accrual Basis

Type	Date	Num	Name	Memo	Clr	Split	Debit	Credit
1072 · Bill.com Money Out Clearing								
Bill Pmt -Check	07/01/2022	Bill.com	7710 INSURANCE	https://app02.us.bill.com/BillPay?id...		2000 · Accounts P...		4,186.00
Bill Pmt -Check	07/01/2022	Bill.com	EMI HEALTH	https://app02.us.bill.com/BillPay?id...		2000 · Accounts P...		16,642.95
General Journal	07/01/2022	2021-232		Bill.com 07/01/22 Payables Funding		1066 · NATL BAN...	20,828.95	
Bill Pmt -Check	07/08/2022	Bill.com	LIFE ASSIST	https://app02.us.bill.com/BillPay?id...		2000 · Accounts P...		1,728.14
General Journal	07/08/2022	2021-247		Bill.com 07/08/22 Payables Funding		1066 · NATL BAN...	1,728.14	
Bill Pmt -Check	07/11/2022	Bill.com	PSPRS Unfunded Liability	https://app02.us.bill.com/BillPay?id...		2000 · Accounts P...		16,289.59
Bill Pmt -Check	07/11/2022	Bill.com	TBS WASTE	https://app02.us.bill.com/BillPay?id...		2000 · Accounts P...		1,320.00
Bill Pmt -Check	07/11/2022	Bill.com	SUNSTATE TECHNOLO...	https://app02.us.bill.com/BillPay?id...		2000 · Accounts P...		1,620.00
General Journal	07/11/2022	2021-246		Bill.com 07/11/22 Payables Funding		1066 · NATL BAN...	19,229.59	
Bill Pmt -Check	07/12/2022	Bill.com	James Vincent Group, LLC	https://app02.us.bill.com/BillPay?id...		2000 · Accounts P...		4,350.00
General Journal	07/12/2022	2021-248		Bill.com 07/12/22 Payables Funding		1066 · NATL BAN...	4,350.00	
Bill Pmt -Check	07/18/2022	Bill.com	CITY OF SHOW LOW	https://app02.us.bill.com/BillPay?id...		2000 · Accounts P...		16,576.00
Bill Pmt -Check	07/18/2022	Bill.com	L.N. CURTIS & SONS	https://app02.us.bill.com/BillPay?id...		2000 · Accounts P...		447.01
Bill Pmt -Check	07/18/2022	Bill.com	LARSON WASTE INC.	https://app02.us.bill.com/BillPay?id...		2000 · Accounts P...		34.08
General Journal	07/18/2022	2021-249		Bill.com 07/18/22 Payables Funding		1066 · NATL BAN...	16,576.00	
General Journal	07/18/2022	2021-250		Bill.com 07/18/22 Payables Funding		1066 · NATL BAN...	447.01	
General Journal	07/18/2022	2021-251		Bill.com 07/18/22 Payables Funding		1066 · NATL BAN...	34.08	
Bill Pmt -Check	07/19/2022	Bill.com	UWMFPAC-ACH	https://app02.us.bill.com/BillPay?id...		2000 · Accounts P...		60.00
Bill Pmt -Check	07/19/2022	Bill.com	WMFFA	https://app02.us.bill.com/BillPay?id...		2000 · Accounts P...		367.20
Bill Pmt -Check	07/19/2022	Bill.com	AUTOMOTIVE CARE CE...	https://app02.us.bill.com/BillPay?id...		2000 · Accounts P...		53.19
Bill Pmt -Check	07/19/2022	Bill.com	FUTURE TIRE - COMMEN...	https://app02.us.bill.com/BillPay?id...		2000 · Accounts P...		3,102.01
Bill Pmt -Check	07/19/2022	Bill.com	MCNEIL AND COMPAN...	https://app02.us.bill.com/BillPay?id...		2000 · Accounts P...		48,366.00
Bill Pmt -Check	07/19/2022	Bill.com	HSA Bank	https://app02.us.bill.com/BillPay?id...		2000 · Accounts P...		20.00
Bill Pmt -Check	07/19/2022	Bill.com	ACE HARDWARE	https://app02.us.bill.com/BillPay?id...		2000 · Accounts P...		141.24
Bill Pmt -Check	07/19/2022	Bill.com	THE INNES ASSOCIATE...	https://app02.us.bill.com/BillPay?id...		2000 · Accounts P...		815.00
Bill Pmt -Check	07/19/2022	Bill.com	SENTRY WELDING SUP...	https://app02.us.bill.com/BillPay?id...		2000 · Accounts P...		37.54
Bill Pmt -Check	07/19/2022	Bill.com	7710 INSURANCE	https://app02.us.bill.com/BillPay?id...		2000 · Accounts P...		3,779.00
General Journal	07/19/2022	2021-252		Bill.com 07/19/22 Payables Funding		1066 · NATL BAN...	56,741.18	
Bill Pmt -Check	07/21/2022	Bill.com	PINETOP FIRE DISTRICT	https://app02.us.bill.com/BillPay?id...		2000 · Accounts P...		23,474.69
Bill Pmt -Check	07/21/2022	Bill.com	ROGUE	https://app02.us.bill.com/BillPay?id...		2000 · Accounts P...		2,081.19
General Journal	07/21/2022	2021-243		Bill.com 07/21/22 Payables Funding		1066 · NATL BAN...	25,555.88	
Bill Pmt -Check	07/25/2022	Bill.com	UWMFPAC-ACH	https://app02.us.bill.com/BillPay?id...		2000 · Accounts P...		60.00
Bill Pmt -Check	07/25/2022	Bill.com	WMFFA	https://app02.us.bill.com/BillPay?id...		2000 · Accounts P...		367.20
Bill Pmt -Check	07/25/2022	Bill.com	AFLAC	https://app02.us.bill.com/BillPay?id...		2000 · Accounts P...		321.72
General Journal	07/25/2022	2021-244		Bill.com 07/25/22 Payables Funding		1066 · NATL BAN...	748.92	
Bill Pmt -Check	07/28/2022	Bill.com	EMI HEALTH	https://app02.us.bill.com/BillPay?id...		2000 · Accounts P...		16,642.95
Bill Pmt -Check	07/28/2022	Bill.com	FUTURE TIRE - COMMEN...	https://app02.us.bill.com/BillPay?id...		2000 · Accounts P...		1,560.05
General Journal	07/28/2022	2021-245		Bill.com 07/28/22 Payables Funding		1066 · NATL BAN...	18,203.00	
Total 1072 · Bill.com Money Out Clearing							164,442.75	164,442.75



HEBER-OVERGAARD FIRE DISTRICT  
Monthly Disbursement Report  
As of July 31, 2022

Type	Date	Num	Name	Memo	Clr	Split	Debit	Credit
1066 - NATL BANK OF ARIZONA/PAYROLL								
General Journal	07/01/2022	2021-232		Bill.com 07/01/22 Payables Funding	X	1072 - Bill.com Mo...		20,828.95
Check	07/05/2022	91184	NEC-7055200		X	7505 - NAVAPACH...		668.53
Check	07/05/2022	91178	NEC-6933800		X	7505 - NAVAPACH...		203.23
Check	07/05/2022	91158	NEC-1587906		X	7505 - NAVAPACH...		100.69
General Journal	07/06/2022	2021-224		PAYROLL 7-3-22 PPE PD 7-7-22	X	5005 - SALARIES/...		53,612.83
Check	07/06/2022	02675	HSA Bank	CHILD SUPPORT 7-3-22 PPE PD ...	X	2400 - GARNISHM...		171.95
Check	07/06/2022	02666	HSA Bank		X	5425 - HEALTH IN...		2,200.00
General Journal	07/07/2022	2021-226		PAYROLL TAXES 7-3-22 PPE PD ...	X	21-2500 - MEDICA...		1,241.64
Check	07/07/2022	202070501	PAYCHEX		X	7005 - AUDITING ...		253.89
Check	07/07/2022	19966809	ARIZONA STATE RETIR...		X	-SPLIT-		27.66
Check	07/08/2022	781753222	HUMANA HEALTH CAR...		X	-SPLIT-		1,653.46
Check	07/08/2022	58456	INSTAMED		X	7005 - AUDITING ...		424.79
Check	07/08/2022	87652	Nationwide Retirement S...		X	2300 - DEFERRED...		424.79
Check	07/08/2022	67649	NATIONWIDE TRUST C...		X	2300 - DEFERRED...		1,728.14
Check	07/08/2022	67648	NATIONWIDE TRUST C...		X	5310 - PSPRS/OPS		19,229.59
General Journal	07/08/2022	2021-247		7-3-22 PPE PD 7-7-22	X	1072 - Bill.com Mo...		10,322.81
General Journal	07/11/2022	2021-246		7-3-22 PPE PD 7-7-22	X	1072 - Bill.com Mo...		4,350.00
Check	07/12/2022	91159	BANKCARD CENTER	Bill.com 07/11/22 Payables Funding	X	2110 - NBAZ Credi...		10,200.51
General Journal	07/12/2022	2021-248		6126	X	-SPLIT-		71.00
Check	07/15/2022	PS23238485	PUBLIC SAFETY PERS...	Bill.com 07/12/22 Payables Funding	X	-SPLIT-		16,576.00
Check	07/18/2022	PD23238486	PUBLIC SAFETY PERS...		X	1072 - Bill.com Mo...		447.01
General Journal	07/18/2022	2021-249		Bill.com 07/18/22 Payables Funding	X	1072 - Bill.com Mo...		34.08
General Journal	07/18/2022	2021-250		Bill.com 07/18/22 Payables Funding	X	1072 - Bill.com Mo...		56,741.18
General Journal	07/18/2022	2021-251		Bill.com 07/19/22 Payables Funding	X	1072 - Bill.com Mo...		42,884.28
General Journal	07/19/2022	2021-252		Bill.com 07/19/22 Payables Funding	X	5005 - SALARIES/...		171.95
General Journal	07/20/2022	2021-233		PAYROLL 7-17-22 PPE PD 7-21-22	X	2400 - GARNISHM...		49.20
General Journal	07/20/2022	2021-234		PAYROLL 7-17-22 PPE PD...	X	1010 - NAVAJO C...		141.03
Check	07/20/2022	4400006534	HEBER-OVERGAARD FI...	CHILD SUPPORT 7-17-22 PPE PD...	X	7140 - Annual Soft...		9,675.23
Check	07/20/2022	40880	TRIZETTO	Replenish Funds in National Bank ...	X	7105 - COMMUNI...		23.67
Check	07/20/2022	40887	DISH NETWORK		X	21-2000 - FEDERA...		2,726.34
General Journal	07/21/2022	2021-235		PAYROLL TAXES 7-17-22 PPE P...	X	7105 - COMMUNI...		8,479.23
Check	07/21/2022	94537	FRONTIER		X	-SPLIT-		62.08
Check	07/21/2022	20119117	ARIZONA STATE RETIR...		X	-SPLIT-		370.24
Check	07/21/2022	PS23238674	PUBLIC SAFETY PERS...		X	-SPLIT-		370.24
Check	07/21/2022	PD23238675	PUBLIC SAFETY PERS...		X	5310 - PSPRS/OPS		1,653.46
Check	07/21/2022	92205	NATIONWIDE TRUST C...	7-17-22 PPE PD 7-21-22	X	2300 - DEFERRED...		75.00
Check	07/21/2022	92206	NATIONWIDE TRUST C...	7-17-22 PPE PD 7-21-22	X	2300 - DEFERRED...		253.89
Check	07/21/2022	92318	Nationwide Retirement S...	7-17-22 PPE PD 7-21-22	X	7005 - AUDITING ...		25,555.88
Check	07/21/2022	92319	Nationwide Retirement S...	7-17-22 PPE PD 7-21-22	X	7105 - COMMUNI...		575.96
Check	07/21/2022	202071801	PAYCHEX	Bill.com 07/21/22 Payables Funding	X	1072 - Bill.com Mo...		748.92
General Journal	07/21/2022	2021-243			X	1072 - Bill.com Mo...		18,203.00
Check	07/25/2022	88607	VERIZON WIRELESS		X	7520 - ARIZONA ...		137.50
General Journal	07/25/2022	2021-244		Bill.com 07/25/22 Payables Funding	X			23.76
General Journal	07/28/2022	2021-245		Bill.com 07/28/22 Payables Funding	X			
Check	07/29/2022	31722	ARIZONA WATER CO. 0...		X			
Check	07/29/2022	31723	ARIZONA WATER CO 0...		X			

HEBER-OVERGAARD FIRE DISTRICT  
 Monthly Disbursement Report  
 As of July 31, 2022

08/09/22  
 Accrual Basis

Type	Date	Num	Name	Memo	Clr	Split	Debit	Credit
Check	07/29/2022	FF23239120	PUBLIC SAFETY CANC...		X	7020 · EMPLOYEE...		650.00
Check	07/29/2022	358170	Tri Tech		X	7140 · Annual Sof...		283.86
Total 1066 · NAT'L BANK OF ARIZONA/PAYROLL								
1010 · NAVAJO COUNTY TREASURER								
Check	07/11/2022	4400006532	Firetrucks Unlimited	Invoice # 00013616	X	8040 · VEHICLE R...		90,667.38
Check	07/19/2022	4400006533	DPS	911751		7010 · OTHER PR...		44.00
Check	07/20/2022	4400006534	HEBER-OVERGAARD FI...	Replenish Funds in National Bank ...	X	1066 · NAT'L BAN...		50,000.00
Total 1010 · NAVAJO COUNTY TREASURER								
1014 · CAPITAL PROJECTS FUND								
Total 1014 · CAPITAL PROJECTS FUND								
TOTAL							214,442.75	637,731.35

# Heber - Overgaard Fire District

Fiscal Year Begins: Jul-22

## Twelve-Month Cash Flow

	Beginning	Jul-22	Aug-22	Sep-22	Oct-22	Nov-22	Dec-22	Jan-23	Feb-23	Mar-23	Apr-23	May-23	Jun-23	Monthly Average	Overview
<b>Cash Summary</b>															
Cash on Hand (beginning of month)	2,028,989	2,028,989	1,738,494	1,601,518	1,491,992	2,308,331	2,414,686	2,295,907	2,210,326	2,111,294	2,108,061	2,372,504	2,352,331	2,086,203	
Cash Available (on hand + receipts, before cash out)	2,028,989	2,161,783	1,832,735	1,738,543	2,528,628	2,643,483	2,639,607	2,468,090	2,322,558	2,329,194	2,605,064	2,583,285	2,489,904	2,361,906	
Cash Position (end of month)	2,028,989	1,738,494	1,601,518	1,491,992	2,308,331	2,414,686	2,295,907	2,210,326	2,111,294	2,108,061	2,372,504	2,352,331	2,106,665	2,092,676	
<b>Cash Receipts</b>															
Tax Levy Revenue		8,363	8,440	51,224	980,343	278,859	168,628	115,890	55,939	161,607	411,202	124,980	51,786	201,438	
Non-Tax Levy Revenue		124,431	85,801	85,801	56,293	56,293	56,293	56,293	56,293	56,293	85,801	85,801	85,787	74,265	
Line of Credit		0	0	0	0	0	0	0	0	0	0	0	0	0	
<b>Total Cash Receipts</b>		132,794	94,241	137,025	1,036,636	335,152	224,921	172,183	112,232	217,900	497,003	210,781	137,573	275,703	
<b>Cash Paid Out</b>															
Disbursements		423,289	231,217	246,551	220,297	228,797	343,700	257,764	211,264	221,133	232,560	230,954	383,239	269,230	
Capital purchase		0	0	0	0	0	0	0	0	0	0	0	0	0	
Repayment of LOC		0	0	0	0	0	0	0	0	0	0	0	0	0	
<b>Total Cash Paid Out</b>		423,289	231,217	246,551	220,297	228,797	343,700	257,764	211,264	221,133	232,560	230,954	383,239	269,230	
	(Actual)	(Budget)	(Budget)	(Budget)	(Budget)	(Budget)	(Budget)	(Budget)	(Budget)	(Budget)	(Budget)	(Budget)	(Budget)	(Budget)	

# Unit Analysis Report

## Summary Report All Units

### All Companies

#### END OF MONTH

Total Page : 5 of 5  
Summary Page : 1 of 1  
Date : 08/01/2022  
Time : 10:53:43  
History ID : 5911174

<u>ID</u>	<u>Transport Urgency Description</u>	<u>07/01/2022</u>	<u>To</u>	<u>07/31/2022</u>	
		<u>Calls</u>	<u>Miles</u>	<u>Hours</u>	<u>Call Charges</u>
A	ALS TRANSPORT	65	2679.6	21.71	205928.91
B	BLS TRANSPORT	5	207.4	1.55	15755.26
DOA	DECEASED	1	0.0	0.00	0.00
H	HELICOPTER	1	2.0	0.43	2615.96
R	REFUSAL	23	0.0	4.27	0.00
<b>Total For All</b>		95	2889.0	27.96	224300.13
<b>Average Time Per Unit:</b>			17.66	<b>Minutes</b>	
<b>Average Miles Per Unit:</b>			30.41	<b>Miles</b>	

## Credit Summary

Summary By Credit Code

### END OF MONTH

<u>ID</u>	<u>Description</u>	<u>Credits</u>	<u>QTY %</u>	<u>Amount</u>	<u>Amount %</u>
AMCD	ADJUSTMENT MEDICAID	25	14.04	38880.30	22.20
AMCR	ADJUSTMENT MEDICARE	22	12.36	47828.07	27.31
AMGT	ADJUSTMENT INSURANCE	15	8.43	18610.27	10.63
COLL	COLLECTION AGENCY PAYMENT	3	1.69	206.27	0.12
PMCB	PAYMENT-MEDICARE	21	11.80	15272.62	8.72
PMCD	PAYMENT MEDICAID	21	11.80	26651.71	15.22
PMCO	PAYMENT MCR MANAGED CARE	3	1.69	2619.06	1.50
PPCH	PAYMENT PATIENT - CHECK	8	4.49	876.91	0.50
PPIN	PAYMENT COMM INS - PRIMARY	9	5.06	9020.76	5.15
PSIN	PAYMENT COMM INS - SECONDARY	20	11.24	3505.02	2.00
PSPE	PAYMENT - VA	2	1.12	5050.28	2.88
PTCC	PAYMENT PATIENT - CREDIT CARD	9	5.06	3786.44	2.16
PTRIC	PAYMENT TRICARE	1	0.56	594.50	0.34
REVADJ	REVERSAL OF ADJUSTMENT	7	3.93	-1172.54	-0.67
TAX	TAX SUBSIDY ADJUSTMENT	8	4.49	3193.17	1.82
TCSADJ	COLLECTION ADJUSTMT	3	1.69	91.97	0.05
WCOL	Write Off-Bad Debt/Collections	1	0.56	140.00	0.08
<b>Totals For All</b>		<b>178</b>		<b>175154.81</b>	

# Aging Summary

END OF MONTH

Report As Of July 31, 2022

Grouped By Level of Care

<u>ID</u>	<u>Description</u>	<u>Calls</u>	<u>Current</u>	<u>31 to 60</u>	<u>61 to 90</u>	<u>91 to 120</u>	<u>121 to 150</u>	<u>151 to 180</u>	<u>Over 180</u>	<u>Total</u>	
N	NON RESIDENT	42	50590.72	19007.32	9558.56	5871.06	5861.30	0.00	1994.21	92883.17	
R	RESIDENT	106	101190.53	36357.08	36263.27	8822.60	11348.78	1968.20	6207.90	202158.36	
<b>Total Patients: 141</b>				<b>151781.25</b>	<b>55364.40</b>	<b>45821.83</b>	<b>14693.66</b>	<b>17210.08</b>	<b>1968.20</b>	<b>8202.11</b>	<b>295041.53</b>

**2022 - 2023 AMBULANCE REVENUES**

MONTH	BALANCE FORWARD	CHARGES	PAYMENTS	CONTRACTUAL ADJUSTMENTS	RESIDENTIAL TAX WRITE OFF	INSURANCE REFUNDS	*MANAGEMENT ADJUSTMENTS	OUTSIDE COLLECTIONS ADJUSTMENTS	OUTSTANDING AIR
JUL	\$ 248,795.97	\$ 221,400.37	\$ (67,583.57)	\$ (105,458.64)	\$ (3,193.17)	\$ -	\$ 1,172.54	\$ (91.97)	\$ 295,041.53
AUG									\$ -
SEP									\$ -
OCT									\$ -
NOV									\$ -
DEC									\$ -
JAN									\$ -
FEB									\$ -
MAR									\$ -
APR									\$ -
MAY									\$ -
JUN									\$ -
<b>TOTALS</b>	<b>\$ 221,400.37</b>	<b>\$ (67,583.57)</b>	<b>\$ (105,458.64)</b>	<b>\$ (3,193.17)</b>	<b>\$ -</b>	<b>\$ 1,172.54</b>	<b>\$ (91.97)</b>		

\*Management Adjustments reflect reversals of prior Insurance Adjustments for additional payment.



**2022 - 2023 HOFD FEE SCHEDULE**

<b>Emergency Fire Service Rates</b>	<b>In-District*</b>	<b>Out of District</b>
Engine Type 1 (per/hour)	\$160.00*	\$160.00
Engine Type 3 (per/hour)	\$145.00	\$145.00
Engine Type 5 (per/hour)	\$ 99.00	\$ 99.00
Engine Type 6 (per/hour)	\$ 98.00	\$ 98.00
Tactical Tender (per/hour)	\$125.00*	\$125.00
Support Tender (per/hour)	\$106.00	\$106.00
Command (per/hour)	\$ 75.00*	\$ 75.00
Manpower	\$ **** Per/Hour - 2 Hour Minimum (Based upon unit assigned)	

<b>Wildland</b>	<b>Rate</b>	<b>Mileage</b>
Engine Type 1 (per/hour)	\$160.00	
Engine Type 3 (per/hour)	\$145.00	
Engine Type 5 (per/hour)	\$ 99.00	
Engine Type 6 (per/hour)	\$ 98.00	
Tactical Tender (per/hour)	\$125.00	
Support Tender (per/hour)	\$106.00	
Ambulance Type 1 (per/hour)	\$ 60.00	\$1.25/mile
ALS Kit (per/day)	\$215.00	
BLS Kit (per/day)	\$150.00	
Medical Kit wo-UTV (per/hour)	\$ 48.00	\$ 0.72/mile
Medical Kit w-UTV (per/hour)	\$ 56.00	\$ 0.72/mile
REMS Team wo-UTV (per/hour)	\$ 81.00	\$ 0.72/mile
REMS Team w-UTV (per/hour)	\$ 89.00	\$ 0.72/mile
Pickup 4x4 (per/day)	\$ 49.00	\$ 0.72/mile
UTV (per/day)	\$100.00	
Manpower	\$ **** Per/Hour - 2 Hour Minimum (Based upon unit assigned)	

<b>Emergency Medical Service Rates</b>	<b>Base Rate***</b>	<b>Mileage</b>
ALS	Base rates and Mileage set by the Arizona Department of Health Services**	
BLS	Base rates and Mileage set by the Arizona Department of Health Services**	
ALS Standby	\$125.00/hr	
BLS Standby	\$100.00/hr	
Private Pay – Resident***	\$800.00	
Residential Lockbox	No Fee	

<b>Inspections</b>	
Annual	No fee
Follow-up	No fee
High Hazard	No fee
Fire Cause Determination	No fee
FireWise	No fee
Residential Home Safety	No fee

**Permits**



Plans Review	No fee	
Burn Permit	In-District - No fee	Out-of-District - \$20.00
Special Use/Event	No fee	
Fireworks	No fee	
Fire Restrictions	No fee	

**Education**

Meeting Room Use	Fee based upon type of use****	Consult Administration for fee.
HCP CPR & First Aid	\$45.00 (No minimum)	
Non-HCP CPR & First Aid	\$45.00 (No minimum)	
Stop-the-Bleed & STB Kit	\$65.00 (3 person minimum)	
ACLS – Initial	\$200.00 (4-person minimum)	
ACLS – Renewal	\$100.00 (4-person minimum)	
PALS	\$100.00 (4-person minimum)	

\*In-District Fire response for Illegal Burn extinguishment during Fire Restrictions. 2 - Hour Minimum (\$850)

\*\*\*View AZDHS Rate Schedule at this link -> <https://www.azdhs.gov/documents/preparedness/emergency-medical-services-trauma-system/ambulance/ground/rates/2021/ground-ambulance-rates-june-2021.pdf>

\*\*\*Proof of H/O Property Ownership is required.

\*\*\*\*Manpower fee based upon apparatus assigned and/or qualifications required

Heber-Overgaard Fire District  
Division of Administration



**FIRE BOARD MEETING SIGN-IN SHEET**

**DATE:** 8-16-22

**PLEASE SIGN IN:**

1.	
2.	
3.	
4.	
5.	
6.	
7.	
8.	
9.	
10.	
11.	
12.	
13.	
14.	
15.	
16.	
17.	
18.	
19.	
20.	
21.	
22.	
23.	
24.	
25.	