

## NOTICE OF BOARD MEETING

### HEBER-OVERGAARD FIRE DISTRICT BOARD OF DIRECTORS

Pursuant to A.R.S. 38-431.02(C). Notice is hereby given to the members of the Heber-Overgaard Fire District and the general public that the Heber-Overgaard Fire District will hold a meeting open to the public on January 18, 2022 at 6pm. in the Heber-Overgaard Fire Station, Overgaard, Navajo County, Arizona. As indicated in the following agenda, the Board may vote to go into executive session, which will not be open to the public to discuss certain matters.

Pursuant to the Americans with Disabilities Act (ADA), the Heber-Overgaard Fire District endeavors to ensure the accessibility of its meetings to all persons with disabilities. If you need an accommodation for a meeting, please contact the Fire District's Administration at 928-535-4346 at least 48 hours prior to the meeting so that an accommodation can be arranged.

#### Pledge

1. CALL TO ORDER and ROLL CALL OF BOARD MEMBERS:
2. CONSENT AGENDA:
  - A. APPROVAL OF MINUTES:
    1. Regular Session minutes of December 21, 2021
  - B. REPORTS AND CORRESPONDENCE:
    2. December 2021 Fire & EMS Reports
    3. December 2021 Fire Chief's Report
    4. December 2021 Deputy Chief's Report
3. CALL TO THE PUBLIC:
4. OLD BUSINESS:
  - A. Discussion and possible action regarding holiday pay for the suppression and reserve personnel.
  - B. Discussion and possible action regarding the mandatory approval of the 2018 International Fire Code.
  - C. Discussion and possible action regarding re-visiting the COVID-19 sick time.
  - D. Station update.
  - E. Grants update.
5. NEW BUSINESS:

- A. Discussion and possible action regarding the December 2021 Monthly Financial and Ambulance Financial Statements.
- B. Discussion and possible action regarding the 2020-21 Audit.
- C. Discussion and possible action regarding selling and replacing 1866 2018 Ford Transit and E72 04 Freightliner.
- D. Discussion and possible action regarding the current staffing.
- E. The district received \$15,677.99 from the Smart & Safe AZ Fund on 12-28-21 that went toward the Public Safety Personnel Retirement System unfunded liability.

6. VOTE TO GO INTO EXECUTIVE SESSION:

- A. Executive Session regarding Fire Chief McCluskey's contract, pursuant to A.R.S. 38-43-03 (A) (1):
- B. Board Chair Announcement: Executive Sessions are Confidential:

7. BACK INTO REGULAR SESSION:

- A. Discussion and possible action regarding Fire Chief McCluskey's Contract:

SOME BOARD MEMBERS AND/OR DISTRICT ATTORNEY MAY APPEAR TELEPHONICALLY ON ABOVE AGENDA ITEMS OR EXECUTIVE SESSIONS. A COPY OF THE AGENDA BACKGROUND MATERIAL PROVIDED TO BOARD MEMBERS (WITH THE EXCEPTION OF MATERIAL RELATING TO POSSIBLE EXECUTIVE SESSIONS) IS AVAILABLE FOR PUBLIC INSPECTION AT THE FIRE HALL FROM 8:00 A.M. TO 4:00 P.M. DAILY. UNDER A.R.S. SECTION 38-431.03 (A). THE BOARD RESERVES THE RIGHT TO ADJOURN INTO EXECUTIVE SESSION ON ABOVE AGENDA ITEMS WHEN NEEDED, ARS 38-431.03 (D) FOR LEGAL ADVICE ON ANY OF THE ABOVE AGENDA ITEMS OR ANY MATTER OF PROCEDURE.

Call to the Public A.R.S 38-431.01. (H). A public body may make an open call to the public during a public meeting, subject to reasonable time, place and manner restrictions, to allow individuals to address the public body on any issue within the jurisdiction of the public body. At the conclusion of an open call to the public, individual members of the public body may respond to criticism made by those who have addressed the public body, may ask staff to review a matter or may ask that a matter be put on a future agenda. However, members of the public body shall not discuss or take legal action on matters raised during an open call to the public unless the matters are properly noticed for discussion and legal action.

POSTED AT THE HEBER/OVERGAARD FIRE STATION, ON DATE: 1-14-22

HEBER-OVERGAARD FIRE DISTRICT BOARD  
BOARD MEETING MINUTES  
January 18, 2022

The meeting was called to order by Chairman Roger Owens at 1800.

Attendees:

Roger Owens, Chairman	Steven Grumkoski, Board Member
Roxanne Flynn, Board Clerk – via zoom	Jerry Call, Board Member
Mike Brewer, Board Member – phone at 0617 PM	Dee McCluskey – Fire Chief

1. CALL TO ORDER and ROLL CALL OF BOARD MEMBERS:
2. CONSENT AGENDA:
  - A. APPROVAL OF MINUTES

1. Regular Session minutes of December 21, 2021

MOTION made by Roxanne Flynn to approve minutes with amendment. Steve Grumkoski SECONDED the MOTION. All In Favor.

- B. REPORTS AND CORRESPONDENCE:

1. December 2021 Fire & EMS Reports
    2. December 2021 Fire Chief's Report
    3. December 2021 Deputy Chief's Report

MOTION made by Steve Grumkoski to accept the Reports and Correspondence. Roxanne Flynn SECONDED the MOTION. All in Favor.

3. CALL TO THE PUBLIC: No Public Comment.
4. OLD BUSINESS:

- A. Discussion and possible action regarding holiday pay for the suppression and reserve personnel.

*Discussion as to eliminating the 56 Hour end of year payout to all crew and going to paid time and a half for those who are actually on staff. This change to incentivize crew to work Holidays.*

*Chief to put together the language on new policy for Holidays and present for approval.*

- B. Discussion and possible action regarding the approval of the 2018 International Fire Code.  
Discussion to adopt the 2018 IFC and post to the public for 21 days for comment.

MOTION made by Steve Grumkoski to adopt the 2018 International Fire Code. Roxanne Flynn SECONDED the MOTION. All in Favor.

- C. Discussion and possible action regarding re-visiting the COVID-19 sick time.

*Discussion to eliminate the COVID Sick Time payout and return to Paid Sick Time or PTO only for all sick or COVID related absences.*

MOTION made by Roxanne Flynn to approve. Steve Grumkoski SECONDED the MOTION. All in Favor.

D. Station update.

*Flooring is almost completed. Crews did paint the station. Counter tops going in this week.*

E. Grants update.

*Discussion of E71 blew up carrier bearing, out of service. Removing drive axel to get to Ash for repair. 7 to 10 days to get up and running due to the amount of damage.*

*Governors Office of Highway Safety grant of \$15K extrication equipment/battery grant.*

*Radios Grant turned into three Radios instead of the original four radios due to increase in unit price cost. State Homeland Security Grant gave \$18K for mobile radios. Requesting additional grant for the remaining three radios. Looking at \$37K in additional grant.*

5. NEW BUSINESS:

A. Discussion and possible action regarding the 2020-21 Audit.

*Income from Operations shows a significant increase from 34K in 2020 to 542K in 2021 due to Wildland billing, accurate and timely ambulance billing along with the new Tax rate.*

*Discussion as to dramatic increase in unfunded liability and the driving factors.*

*Audit to be made available to the public.*

MOTION made by Steve Grumkoski to accept the 20-21 Audit as presented. Jerry Call SECONDED the MOTION. All In Favor.

B. Discussion and possible action regarding the December 2021 Monthly Financial and Ambulance Financial Statements.

*Ben noted that we are up in OT expenses, yet still over in revenue.*

*Mike Brewer inquired as to a possible payment towards or payoff of the unfunded liability from revenues. Ben noted potential to do so or obtain loan to do so, yet timing and amount are the outlying factor.*

*Chief McCluskey addressed the AR question raised by Steve Grumkoski as to delayed Medicare COVID19 Vaccination claims showing over 180 days. Medicare is hand processing the claims due to multiple PTANs for HOFD (one PTAN for Ambulance billing and one PTAN for mass immunizations). Now completing batch billing to eliminate the delay.*

MOTION made by Steve Grumkoski to accept the December 2021 Financial and Ambulance Financial Statements. Roxanne Flynn SECONDED the MOTION. All In Favor.

C. Discussion and possible action regarding selling and replacing 1866 2018 Ford Transit and E72 04 Freightliner.

*Discussion to approve the disposal and sale of 1866 and E72 for the future purpose of getting new equipment in the future.*

MOTION made by Roxanne Flynn to move forward with sale of 1866 and E72. Jerry Call SECONDED the MOTION. All In Favor.

- D. Discussion and possible action regarding the current staffing.

*Due to increase in call volume, and more calls happening back to back, we are limiting crew in station and putting the Reserve in a more important position.*

*A hiring increase across the state is depleting the Reserve pool.*

*Seeing the increase in OT to cover staffing issues.*

*Looking at adding a 5th to staff/crew and eliminate OT and pad staffing levels.*

*District coverage and Wildland availability affected.*

*Roxanne requested that a work up of cost for adding to staff compared to OT.*

- E. The district received \$15,677.99 from the Smart & Safe AZ Fund on 12-28-21 that went toward the Public Safety Personnel Retirement System unfunded liability.

6. VOTE TO GO INTO EXECUTIVE SESSION:

- A. Executive Session regarding Fire Chief McCluskey's contract, pursuant to A.R.S. 38-43-03(A) (1):
- B. Board Chair Announcement: Executive Sessions are Confidential

MOTION made by Steve Grumkoski to go into Executive Session. Mike Brewer SECONDED the MOTION. All In Favor. 19:25

7. Back to Regular Session: 20:08

C. Discussion and possible action regarding Fire Chief McCluskey's Contract:

- A. Average Score of 2.73 for total points 38.25 out of 42 for 91%. Commended for service.
- B. Move to Step 13 and update the contract so it can be signed at the next board meeting. Backdate to January 4<sup>th</sup> 2022.
- C. The Chief will meet with Mike Brewer and Steve Grumkoski for employee comment.

MOTION made by Mike Brewer to approve Chief McCluskey's contract to extension for one additional year. Jerry Call SECONDED THE MOTION. All in Favor.


8. CALL TO THE PUBLIC: No Public Comment.

9. ADJOURNMENT


MOTION made by Steve Grumkoski to Adjourn. Mike Brewer SECONDED the MOTION. All In Favor.

Respectfully Submitted,


Elizabeth Warren  
Certified Ambulance Coder/Biller



R. Owens




M. Brewer



J. Call

R. Flynn



S. Grumkoski

# HOFD INCIDENT RUN SUMMARY

## DECEMBER 2021

EMS – Billing Summary	(DECEMBER)	(YTD-2021)
ALS Transports	41	535
BLS Transports	6	52
Deceased	1	12
Helicopter	0	6
Patient Refusals	<u>23</u>	<u>237</u>
<b>Total EMS Billing</b>	<b>71</b>	<b>842</b>

FIRE – Run Summary	(DECEMBER)	(YTD-2021)
Fire	2	44
Rescue & EMS	73	908
Hazardous Condition	3	26
Service Call	10	109
Good Intent Call	8	82
False Alarm & False Call	6	48
Severe Weather & Natural Disaster	0	2
Special Incident – Wildland Assignment	<u>0</u>	<u>3</u>
<b>Total EMS-FIRE Calls</b>	<b>102</b>	<b>1222</b>

ACTIVITY –Summary	(DECEMBER)	(YTD-2021)
Community Events	0	2
Burn Permit	9	81
Public Assist	1	14
Residential Lockbox Install	0	15
Lift Assist	0	4
Vehicle Lockout	13	61
Public Education	<u>0</u>	<u>5</u>
<b>Total ACTIVITY Calls</b>	<b>23</b>	<b>182</b>

FIRE PREVENTION ACTIVITY –Summary	(DECEMBER)	(YTD-2021)
Initial Inspection	0	4
Re-Inspection	0	3
Annual Inspection	0	10
Firewise Inspections	0	4
Engine Company Surveys	<u>0</u>	<u>2</u>
<b>Total PREVENTION ACTIVITY</b>	<b>0</b>	<b>23</b>

### RESPONSE TIMES

EMS Response Times Month (DECEMBER)	<u>Minutes.Seconds</u>
In-District	<b>3.95 (-)</b>
Out of District – In CON	17.29 (+)
Out of CON	18.40 (-)
EMS Response Times 2021	<u>Minutes.Seconds</u>
In-District	<b>4.18 (+)</b>
Out of District – In CON	11.77 (-)
Out of CON	26.67 (-)

**The Mission of the Heber-Overgaard Fire District is to serve the people and protect lives and property by providing fire, rescue and emergency medical services.**



HOFD 2020 Fire Run Summary

Incident Type	Total Incidents	Percent of Total Incidents
<b>Category: 1 - Fire</b>		
Brush or brush-and-grass mixture fire	3	0.28%
Building fire	2	0.19%
Chimney or flue fire, confined to chimney or flue	2	0.19%
Cooking fire, confined to container	4	0.38%
Fire, other	2	0.19%
Forest, woods or wildland fire	6	0.57%
Natural vegetation fire, other	2	0.19%
Passenger vehicle fire	1	0.09%
Road freight or transport vehicle fire	2	0.19%
	<b>Total: 24</b>	<b>Total: 2.26%</b>
<b>Category: 3 - Rescue &amp; Emergency Medical Service Incident</b>		
Emergency medical service, other	153	14.43%
EMS call, excluding vehicle accident with injury	612	57.74%
Motor vehicle accident with injuries	35	3.30%
Motor vehicle accident with no injuries.	25	2.36%
Motor vehicle/pedestrian accident (MV Ped)	2	0.19%
	<b>Total: 827</b>	<b>Total: 78.02%</b>
<b>Category: 4 - Hazardous Condition (No Fire)</b>		
Arcing, shorted electrical equipment	2	0.19%
Attempted burning, illegal action, other	5	0.47%
Explosive, bomb removal (for bomb scare, use 721)	1	0.09%
Gas leak (natural gas or LPG)	2	0.19%
Gasoline or other flammable liquid spill	1	0.09%
Hazardous condition, other	2	0.19%
Refrigeration leak	1	0.09%
	<b>Total: 14</b>	<b>Total: 1.32%</b>
<b>Category: 5 - Service Call</b>		
Animal problem	1	0.09%
Assist invalid	42	3.96%
Assist police or other governmental agency	6	0.57%
Lock-out	8	0.75%
Public service	2	0.19%
Public service assistance, other	9	0.85%
Service call, other	1	0.09%
Unauthorized burning	33	3.11%
Water or steam leak	1	0.09%
	<b>Total: 103</b>	<b>Total: 9.72%</b>
<b>Category: 6 - Good Intent Call</b>		
Authorized controlled burning	8	0.75%
Dispatched and cancelled en route	26	2.45%
Good intent call, other	2	0.19%
No incident found on arrival at dispatch address	1	0.09%
Smoke scare, odor of smoke	12	1.13%
Steam, other gas mistaken for smoke, other	2	0.19%
	<b>Total: 51</b>	<b>Total: 4.81%</b>
<b>Category: 7 - False Alarm &amp; False Call</b>		
Alarm system activation, no fire - unintentional	32	3.02%
Alarm system sounded due to malfunction	1	0.09%
Carbon monoxide detector activation, no CO	1	0.09%

Incident Type	Total Incidents	Percent of Total Incidents
Smoke detector activation, no fire - unintentional	4	0.38%
Unintentional transmission of alarm, other	2	0.19%
<b>Total:</b>	<b>40</b>	<b>Total: 3.77%</b>
<b>Category: 8 - Severe Weather &amp; Natural Disaster</b>		
Lightning strike (no fire)	1	0.09%
<b>Total:</b>	<b>1</b>	<b>Total: 0.09%</b>
	<b>Total: 1,060</b>	<b>Total: 100.00%</b>

YEAR TO DATE 2020





HOFD 2021 Fire Run Summary

Incident Type	Total Incidents	Percent of Total Incidents
<b>Category: 1 - Fire</b>		
Brush or brush-and-grass mixture fire	10	0.82%
Building fire	7	0.57%
Chimney or flue fire, confined to chimney or flue	1	0.08%
Cooking fire, confined to container	1	0.08%
Fire in mobile home used as fixed residence	1	0.08%
Fire in mobile prop. used as a fixed struc., other	2	0.16%
Forest, woods or wildland fire	13	1.06%
Natural vegetation fire, other	3	0.25%
Passenger vehicle fire	2	0.16%
Road freight or transport vehicle fire	2	0.16%
Trash or rubbish fire, contained	2	0.16%
	<b>Total: 44</b>	<b>Total: 3.60%</b>
<b>Category: 3 - Rescue &amp; Emergency Medical Service Incident</b>		
Emergency medical service, other	135	11.05%
EMS call, excluding vehicle accident with injury	679	55.56%
Medical assist, assist EMS crew	1	0.08%
Motor vehicle accident with injuries	59	4.83%
Motor vehicle accident with no injuries.	30	2.45%
Motor vehicle/pedestrian accident (MV Ped)	1	0.08%
Search for lost person, other	3	0.25%
	<b>Total: 908</b>	<b>Total: 74.30%</b>
<b>Category: 4 - Hazardous Condition (No Fire)</b>		
Attempted burning, illegal action, other	6	0.49%
Carbon monoxide incident	2	0.16%
Chemical hazard (no spill or leak)	1	0.08%
Combustible/flammable gas/liquid condition, other	1	0.08%
Gas leak (natural gas or LPG)	5	0.41%
Gasoline or other flammable liquid spill	1	0.08%
Hazardous condition, other	9	0.74%
Power line down	1	0.08%
	<b>Total: 26</b>	<b>Total: 2.13%</b>
<b>Category: 5 - Service Call</b>		
Assist invalid	56	4.58%
Assist police or other governmental agency	16	1.31%
Lock-out	10	0.82%
Person in distress, other	1	0.08%
Public service assistance, other	5	0.41%
Ring or jewelry removal	1	0.08%
Unauthorized burning	19	1.55%
Water or steam leak	1	0.08%
	<b>Total: 109</b>	<b>Total: 8.92%</b>
<b>Category: 6 - Good Intent Call</b>		
Authorized controlled burning	8	0.65%
Dispatched and cancelled en route	54	4.42%
Good intent call, other	1	0.08%
HazMat release investigation w/no HazMat	2	0.16%
No incident found on arrival at dispatch address	3	0.25%
Smoke scare, odor of smoke	13	1.06%
Steam, vapor, fog or dust thought to be smoke	1	0.08%

Incident Type	Total Incidents	Percent of Total Incidents
	<b>Total: 82</b>	<b>Total: 6.71%</b>
<b>Category: 7 - False Alarm &amp; False Call</b>		
Alarm system activation, no fire - unintentional	2	0.16%
Carbon monoxide detector activation, no CO	1	0.08%
False alarm or false call, other	5	0.41%
Municipal alarm system, malicious false alarm	1	0.08%
Smoke detector activation due to malfunction	1	0.08%
Smoke detector activation, no fire - unintentional	36	2.95%
Unintentional transmission of alarm, other	2	0.16%
	<b>Total: 48</b>	<b>Total: 3.93%</b>
<b>Category: 8 - Severe Weather &amp; Natural Disaster</b>		
Lightning strike (no fire)	2	0.16%
	<b>Total: 2</b>	<b>Total: 0.16%</b>
<b>Category: 9 - Special Incident Type</b>		
Special type of incident, other	3	0.25%
	<b>Total: 3</b>	<b>Total: 0.25%</b>
	<b>Total: 1,222</b>	<b>Total: 100.00%</b>

2021



---

**FIRE CHIEF'S REPORT – January 18<sup>th</sup>, 2022**

**Fire Chief's Report  
December 2021  
William D. McCluskey**

- I. Administrative
  - a. 12/1 Lions Club Mtg
  - b. 12/2 Sunstate – HOFD Cyber Security Meeting
  - c. 12/4 Heber-Overgaard Community Council Volunteer Recognition Event
  - d. 12/6 I40's Chiefs Meeting
  - e. 12/7 Winterfest Post-Event Meeting
  - f. 12/7, 14, 21 H-O Community Council Mtg
  - g. 12/9 Navajo County Pre-Application Meeting – RV Storage SR277 & Mogollon
  - h. 12/10 Guardian Air Open House – Show Low Base
  - i. 12/11 Salvation Army Christmas Party – FS504
  - j. 12/13 Pinedale Retired Chief's Funeral
  - k. 12/14 H-O Chamber of Commerce Mtg
  - l. 12/14 SHSGP North RAC Committee Mtg
  - m. 12/16 Sunstate HOFD Server Room
  - n. 12/20 Holiday Preparation
  - o. 12/21 HOFD Fire Board Mtg
  - p. 12/27-1/2 Chief's Vacation
- II. Training
  - a. 12/13 Paramedic Refresher final classes
  - b. 12/9 Navajo County Mass Casualty Table Top Drill
- III. Significant Incidents:
  - a. 12/7 SR 260 – MM319 MVA
  - b. 12/13 SR 260 – MM318 MVA (963)
  - c. 12/15 SR 260 – MM320 MVA (963)
  - d. 12/16 SR377 – MM8 MVA (multiple-963)
  - e. 12/14 National Weather Service Severe Weather Notice Mtg
  - f. 12/21 SR 277 – MM311 Brush Fire
  - g. 12/23 SR377 - MM8 CISM for MVA
- IV. Wildland Requests/Assignments
  - a. 12/24 Type 3 & 6 Request UTF

Next meeting: February 15<sup>th</sup>, 2022



---

**FROM THE OFFICE OF THE DEPUTY FIRE CHIEF**

**December 2021 Deputy Fire Chief Report**

**December Wildland Update**

In the next few months preparing for this upcoming season. PAC tests for our department and Black Mesa start in early spring.

**Apparatus Update**

- Ongoing-Brush 72 is undergoing an overhaul in water tank, pump and systems for next season.
- New Ambulance remount is in progress, will be able to share pictures soon.
- Mobil Data Terminals updates, and integration.
- Discuss Rescue 1866, and E72 in update during meeting

**December 2021 bullet points**

- COVID-19 precautions have remained the same at the fire station, possible increase soon.
- New Zoll monitors in service and training complete.
- Show Low Communications operations meetings on new system being developed December
- COVID testing with public safety has remained consistent
- Community Council meetings
- Monthly CPR classes including World Mark, Sheriff Department and fire crews
- Winterfest after action meeting
- Awards banquet for community volunteers at Bison Ranch
- Salvation Army Christmas Party
- SHSGP Meeting, approved for 4 radios
- Daily National Weather Service meetings on the December storms
- Weekly Navajo County Health Care Partners meetings
- Sunstate meetings and organization and clean-up of our server room
- Many new burn permits issued and crews inspected
- AZDHS inspection of Rescue 1867
- MCS on specialty equipment
- New tires installed on E71 and B71
- Testing process for new reserves
- Kitchen cabinets installed and new flooring project to start in January
- Snow season readiness (Plows installed)
- Preparing for year end reports on training and EMS

- Several major incident calls (Motor Vehicle Accidents) involving 5 fatalities
- CISM station debriefing held for all personnel involved in recent fatalities

Total Water used for all 3 shifts

Total water use approximately

0 gallons for training



## Heber-Overgaard Fire Department

2061 Lumber Valley Road  
P.O. Box 1010  
Overgaard, AZ 85933  
(928) 535-4346



### Monthly Financial Report – December 2021

Attached are the following for your information and review:

1. Balance Sheet as of December 31, 2021.
2. Summary of reconciled cash balances for December 2021
3. Statement of Revenues and Expenditures for December 31, 2021, including budget to actual and fiscal year balances.
4. Fixed Assets and Disposals
5. Income vs. Expenses Graph through December 2021.
6. Monthly Disbursement Report.
7. 12-Month Cash Flow.

#### Key points:

- Revenue for the month of December was \$189,201, which was under budget by \$5,790.
  - Navajo County Revenue for December was \$132,630, which was \$14,818 under budget.
  - Non-Levy revenue was \$56,570.
    - Grant revenue for the month was \$15,508, which was \$11,341 over budget
    - Ambulance revenue for the month was \$40,092, which was \$2,825 under budget.
- Expenses for December totaled \$191,238, which was under budget by \$21,823.
- Fiscal Year revenue is \$2,059,743, which was \$213,346 over budget.
  - Wildland revenue is \$208,374, which was \$108,374 over budget.
  - Ambulance revenue is \$292,801, which was \$35,299 over budget.
- Fiscal Year expense is \$1,427,165, which was \$46,795 over budget.

Please contact the Finance Director for any questions or concerns regarding this report.

	Dec 31, 21	Dec 31, 20	\$ Change	% Change
<b>ASSETS</b>				
Current Assets				
Checking/Savings				
1066 · NAT'L BANK OF ARIZONA/PAYROLL	158,822.81	134,593.00	24,229.81	18.0%
1005 · PETTY CASH	100.00	100.00	0.00	0.0%
1010 · NAVAJO COUNTY TREASURER	1,438,094.85	1,213,883.18	224,211.67	18.5%
1014 · CAPITAL PROJECTS FUND	514,473.69	211,523.14	302,950.55	143.2%
Total Checking/Savings	2,111,491.35	1,560,099.32	551,392.03	35.3%
Other Current Assets				
1351 · AMBULANCE ALLOWANCE	-75,303.24	-71,948.69	-3,354.55	-4.7%
1210 · TAXES RECEIVABLE	54,635.21	51,073.64	3,561.57	7.0%
1350 · AMBULANCE RECEIVABLES	154,450.00	142,268.02	12,181.98	8.6%
Total Other Current Assets	133,781.97	121,392.97	12,389.00	10.2%
Total Current Assets	2,245,273.32	1,681,492.29	563,781.03	33.5%
Fixed Assets				
1700 · Accumulated Depreciation	-2,472,343.71	-2,317,516.61	-154,827.10	-6.7%
1620 · Equipment	638,505.60	599,553.45	38,952.15	6.5%
1610 · Vehicles	2,499,491.42	2,188,815.36	310,676.06	14.2%
1600 · Buildings & Land	1,320,012.40	1,320,012.40	0.00	0.0%
Total Fixed Assets	1,985,665.71	1,790,864.60	194,801.11	10.9%
Other Assets				
3122 · OPEB	38,039.00	38,039.00	0.00	0.0%
3120 · Deferred Outflows	664,064.00	664,064.00	0.00	0.0%
1500 · PREPAID EXPENSES	17,743.65	42,433.06	-24,689.41	-58.2%
Total Other Assets	719,846.65	744,536.06	-24,689.41	-3.3%
<b>TOTAL ASSETS</b>	<b>4,950,785.68</b>	<b>4,216,892.95</b>	<b>733,892.73</b>	<b>17.4%</b>
<b>LIABILITIES &amp; EQUITY</b>				
Liabilities				
Current Liabilities				
Accounts Payable				
2000 · Accounts Payable	0.00	30,437.65	-30,437.65	-100.0%
Total Accounts Payable	0.00	30,437.65	-30,437.65	-100.0%
Credit Cards				
2110 · NBAZ Credit Card	5,280.59	4,978.78	301.81	6.1%
Total Credit Cards	5,280.59	4,978.78	301.81	6.1%
Other Current Liabilities				
3150 · PTO Accrual	227,919.69	208,669.20	19,250.49	9.2%
2460 · Misc Deductions	15.50	0.00	15.50	100.0%
2025 · INTEREST PAYABLE	2,389.12	2,389.12	0.00	0.0%
2100 · Payroll Liabilities				
21-2700 · Life Insurance	1,272.36	0.00	1,272.36	100.0%
21-2300 · SOCIAL SECURITY EMPLOYEE	0.00	-0.01	0.01	100.0%
21-2400 · INSURANCE-MEDICAL	-1,109.13	-3,951.00	2,841.87	71.9%
21-2500 · MEDICAL SAVINGS ACCOUNT	-1,092.08	-50.00	-1,042.08	-2,084.2%
21-2600 · AFLAC-SUPPLEMENTAL INS	724.50	724.50	0.00	0.0%
21-2900 · AZ STATE RETIREMENT SYSTEM	-15.46	0.00	-15.46	-100.0%
Total 2100 · Payroll Liabilities	-219.81	-3,276.51	3,056.70	93.3%
2300 · DEFERRED COMP PLAN	-3,994.49	-3,792.03	-202.46	-5.3%
2375 · ACCRUED PAYROLL	65,937.10	46,290.10	19,647.00	42.4%
2400 · GARNISHMENT	0.00	149.81	-149.81	-100.0%
2450 · Union Dues	-440.00	0.00	-440.00	-100.0%
2800 · AZ PUBLIC SAFETY RETIREMENT	3,994.52	8,982.04	-4,987.52	-55.5%
Total Other Current Liabilities	295,601.63	259,411.73	36,189.90	14.0%
Total Current Liabilities	300,882.22	294,828.16	6,054.06	2.1%
Long Term Liabilities				
2951 · NBAZ Ambo 1865 Lease	219,390.56	0.00	219,390.56	100.0%
3100 · Net Pension Liability	802,763.00	802,763.00	0.00	0.0%
3130 · Deferred Inflows	303,746.00	303,746.00	0.00	0.0%
2950 · N/P Chase Tender Loan	60,788.45	119,984.53	-59,196.08	-49.3%
Total Long Term Liabilities	1,386,688.01	1,226,493.53	160,194.48	13.1%
Total Liabilities	1,687,570.23	1,521,321.69	166,248.54	10.9%

3:26 PM

01/12/22

Accrual Basis

HEBER-OVERGAARD FIRE DISTRICT

Balance Sheet Prev Year Comparison

As of December 31, 2021

	<u>Dec 31, 21</u>	<u>Dec 31, 20</u>	<u>\$ Change</u>	<u>% Change</u>
Equity				
3200 · FUND BALANCE	2,722,644.00	2,722,644.00	0.00	0.0%
3900 · Retained Earnings	-45,007.15	-613,221.58	568,214.43	92.7%
Net Income	585,578.60	586,148.84	-570.24	-0.1%
Total Equity	<u>3,263,215.45</u>	<u>2,695,571.26</u>	<u>567,644.19</u>	<u>21.1%</u>
TOTAL LIABILITIES & EQUITY	<u>4,950,785.68</u>	<u>4,216,892.95</u>	<u>733,892.73</u>	<u>17.4%</u>



**Heber-Overgaard Fire District**  
**Summary of Reconciled Cash Balances**  
 Period Ending 12/31/2021

	Navajo County General Fund	Navajo County Capital Fund	National Bank Payroll Fund
	<u>12/31/2021</u>	<u>12/31/2021</u>	<u>12/31/2021</u>
<b>Beginning Balance</b>	1,545,240.66	514,211.60	316,792.06
<b>Cleared Transactions</b>			
Checks and Payments	(240,283.75)		(459,494.51)
Deposits and Credits	133,137.94	262.09	301,525.26
<b>Total Cleared Transactions</b>	<u>(107,145.81)</u>	<u>262.09</u>	<u>(157,969.25)</u>
<b>Cleared Balance</b>	<u><b>1,438,094.85</b></u>	<u><b>514,473.69</b></u>	<u><b>158,822.81</b></u>
<b>Uncleared Transactions</b>			
Checks and Payments	-	-	-
Deposits and Credits	-	-	-
<b>Total Uncleared Transactions</b>	<u>-</u>	<u>-</u>	<u>-</u>
<b>Register Balance as of 12/31/2021</b>	<u><b>1,438,094.85</b></u>	<u><b>514,473.69</b></u>	<u><b>158,822.81</b></u>

HEBER-OVERGAARD FIRE DISTRICT  
Profit & Loss Budget Performance  
December 2021

Ordinary Income/Expense	Dec 21	Budget	\$ Over Budget	Jul - Dec 21	YTD Budget	\$ Over Budget	Annual Budget
Income							
4000 · AD VALOREM TAXES	132,630.25	147,448.00	-14,817.75	1,402,558.91	1,389,724.00	12,834.91	2,183,766.00
4140 · COUNTY TAX DISTRIBUTION	0.00	0.00	0.00	86,669.00	71,415.00	15,254.00	127,527.00
4640 · GRANTS	15,508.32	4,167.00	11,341.32	20,499.67	25,002.00	-4,502.33	50,000.00
4645 · DONATIONS	200.00	42.00	158.00	200.00	252.00	-52.00	500.00
4650 · STATE LAND FIRE	0.00	0.00	0.00	208,373.50	100,000.00	108,373.50	150,000.00
4942 · INTEREST-INVESTMENTS	507.69	417.00	90.69	2,574.90	2,502.00	72.90	5,000.00
4943 · CP-INTEREST COUNTY TREAS.	262.09			1,438.17			
4969 · MISC REVENUES	0.00			44,627.99			
4970 · AMBULANCE SERVICE REVENUES	40,092.17	42,917.00	-2,824.83	292,801.15	257,502.00	35,299.15	515,000.00
Total Income	189,200.52	194,991.00	-5,790.48	2,059,743.29	1,846,397.00	213,346.29	3,031,793.00
Gross Profit	189,200.52	194,991.00	-5,790.48	2,059,743.29	1,846,397.00	213,346.29	3,031,793.00
Expense							
50 · PERSONNEL SERVICES	22,636.46	22,550.00	86.46	163,975.87	146,574.00	17,401.87	294,397.00
51 · SALARIES-OPERATIONS	85,835.74	86,621.00	-785.26	558,767.58	512,033.00	46,734.58	985,495.00
52 · RESERVE & VOLUNTEER PAY	21,625.50	25,877.00	-4,251.50	146,938.50	128,060.00	18,878.50	246,173.00
53 · RETIREMENT PLANS	17,839.28	19,491.00	-1,651.72	123,933.87	127,391.00	-3,457.13	254,086.00
54 · INSURANCE-HEALTH	19,268.16	18,776.00	492.16	128,491.69	147,044.00	-18,552.31	294,091.00
55 · TAXES-PAYROLL	3,664.10	3,203.00	461.10	26,117.91	20,819.00	5,298.91	41,636.00
56 · EMPLOYEE CONTINGENCY FUND	0.00	0.00	0.00	0.00	0.00	0.00	10,000.00
60 · SUPPLIES-ADM	392.11	708.00	-315.89	2,438.72	4,248.00	-1,809.28	8,500.00
61 · JANITORIAL & BLDG MAINT	934.72	1,042.00	-107.28	42,177.01	6,252.00	35,925.01	12,500.00
62 · MEDICAL SUPPLIES/EQUIPMENT	1,716.40	2,067.00	-350.60	13,047.76	12,902.00	145.76	25,800.00
64 · FUEL	2,737.81	2,208.00	529.81	21,030.30	17,052.00	3,978.30	32,200.00
65 · VEHICLE MAINTENANCE	638.68	3,167.00	-2,528.32	11,205.34	19,002.00	-7,796.66	38,000.00
66 · CLOTHING-UNIFORMS/PROTECT CLOTH	500.00	2,125.00	-1,625.00	9,503.65	12,750.00	-3,246.35	25,500.00
67 · FIREFIGHTING EQUIP MAINT SUPPLY	0.00	1,333.00	-1,333.00	3,464.01	10,666.00	-7,201.99	20,000.00
68 · PUBLIC EDUCATION & GRANTS	3.16	208.00	-204.84	839.44	1,248.00	-408.56	2,500.00
70 · SERVICES & CHARGES/ADM	4,078.91	8,827.00	-4,748.09	32,174.32	41,084.00	-8,909.68	82,500.00
71 · COMMUNICATIONS	7,204.91	4,306.00	2,898.91	34,495.65	42,432.00	-7,936.35	84,864.00
72 · TRAVEL PER DIEM	0.00	333.00	-333.00	7,824.92	10,330.00	-2,505.08	16,500.00

HEBER-OVERGAARD FIRE DISTRICT  
Profit & Loss Budget Performance  
December 2021

	Dec 21	Budget	\$ Over Budget	Jul - Dec 21	YTD Budget	\$ Over Budget	Annual Budget
73 - FIRE BOARD EXPENSES/TRAINING	0.00	250.00	-250.00	0.00	1,500.00	-1,500.00	3,000.00
74 - INSURANCE	0.00	0.00	0.00	45,449.00	43,746.00	1,703.00	43,746.00
75 - UTILITIES	984.23	1,817.00	-832.77	9,552.57	10,902.00	-1,349.43	21,800.00
77 - FIRE/EMS TRAINING	1,177.60	3,651.00	-2,473.40	11,265.38	21,906.00	-10,640.62	43,800.00
79 - AWARDS/DUES/SUBSCRIP/MISC	0.00	334.00	-334.00	764.12	2,004.00	-1,239.88	4,000.00
80 - CAPITAL OUTLAY-	0.00	4,167.00	-4,167.00	80,707.08	87,425.00	-6,717.92	159,050.00
Total Expense	191,237.77	213,061.00	-21,823.23	1,474,164.69	1,427,370.00	46,794.69	2,750,138.00
Net Ordinary Income	-2,037.25	-18,070.00	16,032.75	585,578.60	419,027.00	166,551.60	281,655.00
Net Income	-2,037.25	-18,070.00	16,032.75	585,578.60	419,027.00	166,551.60	281,655.00

Heber Overgaard Fire District  
Fixed Assets Additions and Disposals

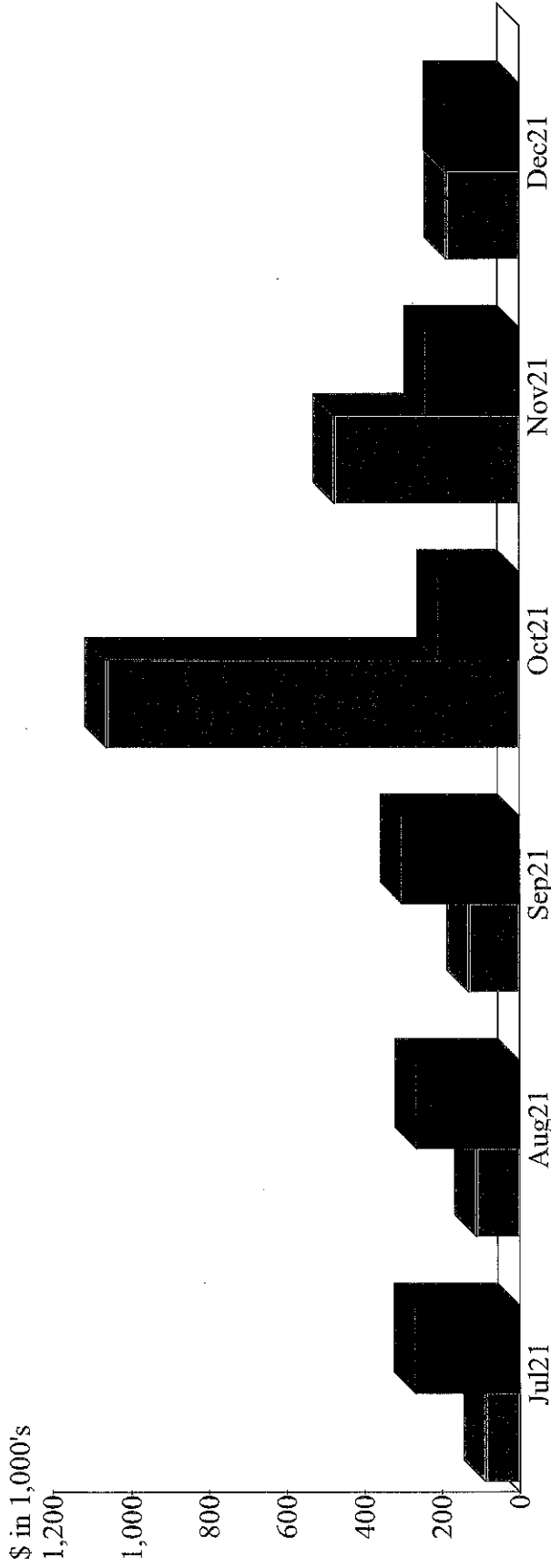
**Recorded in fixed asset accounts:**

Account Number	Account name	Addition/(Disposal) Amount	Description of Asset
1620	Equipment	\$ 24,997.18	Rugged laptops, DC adapters, 3 system kits, captain boxes
1620	Equipment	\$ 4,010.06	New copy machine
1610	Vehicles	\$ 91,285.50	1864 Remount
TOTALS		\$ 120,292.74	

Prepared


1/13/2022 James Vincent Group, Finance Director.

Income and Expense by Month  
July through December 2021



Expense Summary  
July through December 2021

51 · SALARIES-OPERATIONS	37.90%
50 · PERSONNEL SERVICES	11.12
52 · RESERVE & VOLUNTEER PAY	9.97
54 · INSURANCE-HEALTH	8.72
53 · RETIREMENT PLANS	8.41
80 · CAPITAL OUTLAY-	5.47
74 · INSURANCE	3.08
61 · JANITORIAL & BLDG MAINT	2.86
71 · COMMUNICATIONS	2.34
70 · SERVICES & CHARGES/ADM	2.18
Other	7.94
<b>Total</b>	<b>\$1,474,164.69</b>



By Account

HEBER-OVERGAARD FIRE DISTRICT  
 Monthly Disbursement Report  
 As of December 31, 2021

01/11/22  
 Accrual Basis

Type	Date	Num	Name	Memo	Clr	Split	Debit	Credit
1072 - Bill.com Money Out Clearing								
Bill Pmt -Check	12/01/2021	Bill.com	FFSI FINANCIAL FORMS	https://app02.us.bill.com/BillP...		2000 · Accounts P...		139.17
Bill Pmt -Check	12/01/2021	Bill.com	Restore Pro	https://app02.us.bill.com/BillP...		2000 · Accounts P...		33,354.83
Bill Pmt -Check	12/01/2021	Bill.com	Firetrucks Unlimited	https://app02.us.bill.com/BillP...		2000 · Accounts P...		91,285.50
Bill Pmt -Check	12/01/2021	Bill.com	Restore Pro	https://app02.us.bill.com/BillP...		2000 · Accounts P...		2,582.80
Bill Pmt -Check	12/01/2021	Bill.com	EMI HEALTH	https://app02.us.bill.com/BillP...		2000 · Accounts P...		15,215.84
General Journal	12/01/2021	2021-106		Bill.com 12/01/21 Payables F...		1066 · NAT'L BAN...	142,578.14	
Bill Pmt -Check	12/03/2021	Bill.com	NEC-6933800	https://app02.us.bill.com/BillP...		2000 · Accounts P...		118.97
Bill Pmt -Check	12/03/2021	Bill.com	NEC-7055200	https://app02.us.bill.com/BillP...		2000 · Accounts P...		702.59
Bill Pmt -Check	12/03/2021	Bill.com	NEC-1587906	https://app02.us.bill.com/BillP...		2000 · Accounts P...		58.48
Bill Pmt -Check	12/03/2021	Bill.com	RED LEGACY APPAREL COMPANY	https://app02.us.bill.com/BillP...		2000 · Accounts P...		235.54
General Journal	12/03/2021	2021-108		Bill.com 12/03/21 Payables F...		1066 · NAT'L BAN...	1,115.58	
Bill Pmt -Check	12/07/2021	Bill.com	WATEROUS COMPANY	https://app02.us.bill.com/BillP...		2000 · Accounts P...	123.09	123.09
General Journal	12/07/2021	2021-107		Bill.com 12/07/21 Payables F...		1066 · NAT'L BAN...		
Bill Pmt -Check	12/08/2021	Bill.com	AUTOMOTIVE CARE CENTER	https://app02.us.bill.com/BillP...		2000 · Accounts P...		217.14
Bill Pmt -Check	12/08/2021	Bill.com	LIFE ASSIST	https://app02.us.bill.com/BillP...		2000 · Accounts P...		1,461.08
General Journal	12/08/2021	2021-116		Bill.com 12/08/21 Payables F...		1066 · NAT'L BAN...	1,678.22	
Bill Pmt -Check	12/13/2021	Bill.com	FRONTIER	https://app02.us.bill.com/BillP...		2000 · Accounts P...		940.00
Bill Pmt -Check	12/13/2021	Bill.com	VERIZON WIRELESS	https://app02.us.bill.com/BillP...		2000 · Accounts P...		526.13
Bill Pmt -Check	12/13/2021	Bill.com	DISH NETWORK	https://app02.us.bill.com/BillP...		2000 · Accounts P...		141.03
General Journal	12/13/2021	2021-117		Bill.com 12/13/21 Payables F...		1066 · NAT'L BAN...	526.13	
General Journal	12/13/2021	2021-118		Bill.com 12/13/21 Payables F...		1066 · NAT'L BAN...	141.03	
General Journal	12/13/2021	2021-119		Bill.com 12/13/21 Payables F...		1066 · NAT'L BAN...	940.00	
Bill Pmt -Check	12/14/2021	Bill.com	AFLAC	https://app02.us.bill.com/BillP...		2000 · Accounts P...		483.00
Bill Pmt -Check	12/14/2021	Bill.com	ACE HARDWARE	https://app02.us.bill.com/BillP...		2000 · Accounts P...		790.00
Bill Pmt -Check	12/14/2021	Bill.com	UWMFPAC-ACH	https://app02.us.bill.com/BillP...		2000 · Accounts P...		70.00
Bill Pmt -Check	12/14/2021	Bill.com	WMFFA	https://app02.us.bill.com/BillP...		2000 · Accounts P...		367.20
Bill Pmt -Check	12/14/2021	Bill.com	BUG HUNTERS PEST CONTROL	https://app02.us.bill.com/BillP...		2000 · Accounts P...		235.00
Bill Pmt -Check	12/14/2021	Bill.com	GRIFFIN'S PROPANE, INC.	https://app02.us.bill.com/BillP...		2000 · Accounts P...		715.74
Bill Pmt -Check	12/14/2021	Bill.com	HSA Bank	https://app02.us.bill.com/BillP...		2000 · Accounts P...		20.00
General Journal	12/14/2021	2021-115		Bill.com 12/14/21 Payables F...		1066 · NAT'L BAN...	2,680.94	
Bill Pmt -Check	12/17/2021	Bill.com	PUBLIC SAFETY PERSONNEL RETIREME...	https://app02.us.bill.com/BillP...		2000 · Accounts P...		12,553.26
Bill Pmt -Check	12/17/2021	Bill.com	James Vincent Group, LLC	https://app02.us.bill.com/BillP...		2000 · Accounts P...		3,250.00
Bill Pmt -Check	12/17/2021	Bill.com	SENTRY FIRE & WELDING SUPPLY, INC.	https://app02.us.bill.com/BillP...		2000 · Accounts P...		165.42
Bill Pmt -Check	12/17/2021	Bill.com	7710 INSURANCE	https://app02.us.bill.com/BillP...		2000 · Accounts P...		3,783.00
General Journal	12/17/2021	2021-126		Bill.com 12/17/21 Payables F...		1066 · NAT'L BAN...	19,751.68	
Bill Pmt -Check	12/20/2021	Bill.com	JP MORGAN EQUIPMENT FINANCE	https://app02.us.bill.com/BillP...		2000 · Accounts P...		62,423.76
Bill Pmt -Check	12/20/2021	Bill.com	NATIONAL BANK OF ARIZONA	https://app02.us.bill.com/BillP...		2000 · Accounts P...		46,627.02
General Journal	12/20/2021	2021-127		Bill.com 12/20/21 Payables F...		1066 · NAT'L BAN...	109,050.78	
Bill Pmt -Check	12/23/2021	Bill.com	Pacific Office Automation	https://app02.us.bill.com/BillP...		2000 · Accounts P...		21.83
Bill Pmt -Check	12/23/2021	Bill.com	WMFFA	https://app02.us.bill.com/BillP...		2000 · Accounts P...		367.20
Bill Pmt -Check	12/23/2021	Bill.com	EMI HEALTH	https://app02.us.bill.com/BillP...		2000 · Accounts P...		15,215.84
Bill Pmt -Check	12/23/2021	Bill.com	ARIZONA WATER CO 0841614002-1	https://app02.us.bill.com/BillP...		2000 · Accounts P...		23.76
Bill Pmt -Check	12/23/2021	Bill.com	UWMFPAC-ACH	https://app02.us.bill.com/BillP...		2000 · Accounts P...		70.00
Bill Pmt -Check	12/23/2021	Bill.com	ARIZONA WATER CO. 0841614000-1	https://app02.us.bill.com/BillP...		2000 · Accounts P...		82.41
General Journal	12/23/2021	2021-120		Bill.com 12/23/21 Payables F...		1066 · NAT'L BAN...	15,781.04	
Bill Pmt -Check	12/24/2021	Bill.com	Pacific Office Automation	https://app02.us.bill.com/BillP...		2000 · Accounts P...		102.28
General Journal	12/24/2021	2021-121		Bill.com 12/24/21 Payables F...		1066 · NAT'L BAN...	102.28	
Bill Pmt -Check	12/29/2021	Bill.com	Red Legacy Apparel Co. Llc	https://app02.us.bill.com/BillP...		2000 · Accounts P...		500.00
Bill Pmt -Check	12/29/2021	Bill.com	WATEROUS COMPANY	https://app02.us.bill.com/BillP...		2000 · Accounts P...		373.01

HEBER-OVERGAARD FIRE DISTRICT  
 Monthly Disbursement Report  
 As of December 31, 2021

01/12/22  
 Accrual Basis

Type	Date	Numb	Name	Memo	Clr	Split	Debit	Credit
Bill Pmt -Check	12/29/2021	Bill.com	Imagetrend Inc.	https://app02.us.bill.com/BillP...		2000 · Accounts P...		2,785.19
General Journal	12/29/2021	2021-123		Bill.com 12/29/21 Payables F...		1066 · NAT'L BAN...	3,658.20	
Bill Pmt -Check	12/31/2021	Bill.com	PSPRS Unfunded Liability	https://app02.us.bill.com/BillP...		2000 · Accounts P...		15,677.99
Bill Pmt -Check	12/31/2021	Bill.com	NEC-1587906	https://app02.us.bill.com/BillP...		2000 · Accounts P...		66.23
Bill Pmt -Check	12/31/2021	Bill.com	PUBLIC SAFETY PERSONNEL RETIREME...	https://app02.us.bill.com/BillP...		2000 · Accounts P...		9,041.27
Bill Pmt -Check	12/31/2021	Bill.com	NEC-6933800	https://app02.us.bill.com/BillP...		2000 · Accounts P...		117.62
Bill Pmt -Check	12/31/2021	Bill.com	NEC-7055200	https://app02.us.bill.com/BillP...		2000 · Accounts P...	25,597.32	694.21
General Journal	12/31/2021	2021-122		Bill.com 12/31/21 Payables F...		1066 · NAT'L BAN...		
Total 1072 · Bill.com Money Out Clearing								
1066 · NAT'L BANK OF ARIZONA/PAYROLL							323,724.43	323,724.43
Deposit	12/01/2021			Deposit	X	4970 · AMBULAN...	2,954.33	
Deposit	12/01/2021			Deposit	X	4970 · AMBULAN...	1,346.81	
General Journal	12/01/2021	2021-106		Bill.com 12/01/21 Payables F...	X	1072 · Bill.com Mo...		142,578.14
Deposit	12/02/2021			Deposit	X	4640 · GRANTS	15,508.32	
Deposit	12/03/2021			Deposit	X	-SPLIT-	1,511.77	
General Journal	12/03/2021	2021-108		Bill.com 12/03/21 Payables F...	X	1072 · Bill.com Mo...	2,709.10	1,115.58
Deposit	12/03/2021	80703	HSA Bank	Deposit	X	4970 · AMBULAN...		2,200.00
Check	12/03/2021	80698	HSA Bank	Deposit	X	5425 · HEALTH IN...	1,465.79	1,272.36
Deposit	12/03/2021			Deposit	X	21-2500 · MEDICA...		
General Journal	12/07/2021	2021-107		Bill.com 12/07/21 Payables F...	X	4970 · AMBULAN...	389.68	123.09
Deposit	12/07/2021			Deposit	X	1072 · Bill.com Mo...		
General Journal	12/08/2021	2021-94		PAYROLL 12-5-21 PPE PD 1...	X	4970 · AMBULAN...		53,410.57
General Journal	12/08/2021	2021-95		CHILD SUPPORT 12-5-21 P...	X	5005 · SALARIES/...		171.95
Deposit	12/08/2021			Deposit	X	2400 · GARNISH...	398.79	
Check	12/08/2021	7817532...	HUMANIA HEA LTH CARE PLANS	Deposit	X	-SPLIT-		1,840.51
Deposit	12/08/2021			Deposit	X	-SPLIT-	2,939.73	
Check	12/08/2021	09935	INSTAMED	Deposit	X	7005 · AUDITING ...	357.10	92.30
Deposit	12/08/2021			Deposit	X	4970 · AMBULAN...		1,678.22
General Journal	12/08/2021	2021-116		Bill.com 12/08/21 Payables F...	X	1072 · Bill.com Mo...		10,740.81
General Journal	12/09/2021	2021-96		PAYROLL TAXES 12-5-21 P...	X	21-2000 · FEDER...		1,715.00
Check	12/09/2021	67928	Nationwide Retirement Solutions 457B		X	2300 · DEFERRE...		372.73
Check	12/09/2021	67907	NATIONWIDE TRUST CO FBO NRS 401A		X	-SPLIT-		398.32
Check	12/09/2021	67906	NATIONWIDE TRUST CO FBO NRS 401A		X	-SPLIT-		284.34
Check	12/09/2021	2021120...	PAYCHEX		X	7005 · AUDITING ...		2,780.28
Check	12/09/2021	17557587	ARIZONA STATE RETIREMENT SYSTEM		X	-SPLIT-		
Deposit	12/09/2021			Deposit	X	4970 · AMBULAN...	366.34	
Check	12/10/2021	4400006...	HEBER-OVERGAARD FIRE DISTRICT	Replenish National Bank Acc...	X	1010 · NAVAJO C...	230,000.00	4,862.79
Check	12/13/2021	16022	BANKCARD CENTER	6126	X	2110 · NBZ Credi...		526.13
General Journal	12/13/2021	2021-117		Bill.com 12/13/21 Payables F...	X	1072 · Bill.com Mo...		141.03
General Journal	12/13/2021	2021-118		Bill.com 12/13/21 Payables F...	X	1072 · Bill.com Mo...		940.00
General Journal	12/13/2021	2021-119		Bill.com 12/13/21 Payables F...	X	1072 · Bill.com Mo...		
Deposit	12/14/2021			Deposit	X	-SPLIT-	917.08	
General Journal	12/14/2021	2021-115		Bill.com 12/14/21 Payables F...	X	1072 · Bill.com Mo...		2,680.94
Deposit	12/16/2021			Deposit	X	4970 · AMBULAN...	729.61	
Deposit	12/17/2021			Deposit	X	-SPLIT-	1,506.13	
Deposit	12/17/2021			Deposit	X	4970 · AMBULAN...	1,346.81	
General Journal	12/17/2021	2021-126		Bill.com 12/17/21 Payables F...	X	1072 · Bill.com Mo...		19,751.68

HEBER-OVERGAARD FIRE DISTRICT  
 Monthly Disbursement Report  
 As of December 31, 2021

01/12/22  
 Accrual Basis

Type	Date	Num	Name	Memo	Clr	Split	Debit	Credit
Check	12/20/2021	82667	TRIZETTO		X	7140 · Annual Sof...		44.70
General Journal	12/20/2021	2021-127		Bill.com 12/20/21 Payables F...	X	1072 · Bill.com Mo...		109,050.78
Deposit	12/21/2021			Deposit	X	4970 · AMBULAN...	837.75	
General Journal	12/22/2021	2021-109		PAYROLL 12-19-21 PPE PD ...	X	5005 · SALARIES/...		40,887.01
General Journal	12/22/2021	2021-110		CHILD SUPPORT 12-19-21 P...	X	2400 · GARNISH...		171.95
Deposit	12/22/2021			Deposit	X	6805 · Fire Preven...	45.00	
Deposit	12/22/2021			Deposit	X	4970 · AMBULAN...	4,032.69	
General Journal	12/23/2021	2021-111		PAYROLL TAXES 12-19-21 P...	X	21-2000 · FEDER...	2,110.22	9,398.75
Deposit	12/23/2021			Deposit	X	-SPLIT-		2,284.52
Check	12/23/2021	17716865	ARIZONA STATE RETIREMENT SYSTEM		X	-SPLIT-		233.18
Check	12/23/2021	2021122...	PAYCHEX		X	7005 · AUDITING ...		311.48
Check	12/23/2021	56332	NATIONWIDE TRUST CO FBO NRS 401A		X	-SPLIT-		287.67
Check	12/23/2021	56331	NATIONWIDE TRUST CO FBO NRS 401A		X	-SPLIT-		1,715.00
Check	12/23/2021	56314	Nationwide Retirement Solutions 457B		X	2300 · DEFERRE...		283.86
Check	12/23/2021	337591	Tri Tech		X	7140 · Annual Sof...	1,732.05	15,781.04
General Journal	12/23/2021	2021-120		12-19-21 PPE PD 12-23-21	X	1072 · Bill.com Mo...	4,125.57	
Deposit	12/24/2021			Bill.com 12/23/21 Payables F...	X	4970 · AMBULAN...		102.28
Deposit	12/24/2021			Deposit	X	4970 · AMBULAN...	300.00	
General Journal	12/24/2021	2021-121		Bill.com 12/24/21 Payables F...	X	1072 · Bill.com Mo...	15,677.99	
Deposit	12/27/2021			Deposit	X	4970 · AMBULAN...	2,152.55	
Deposit	12/28/2021			Deposit	X	3110 · Pension Ex...	729.61	
Deposit	12/28/2021			Deposit	X	-SPLIT-	1,725.35	
Deposit	12/29/2021			Deposit	X	4970 · AMBULAN...	1,927.18	
General Journal	12/29/2021	2021-123		Bill.com 12/29/21 Payables F...	X	4970 · AMBULAN...	1,171.50	3,658.20
Deposit	12/30/2021			Deposit	X	1072 · Bill.com Mo...	508.63	
Deposit	12/30/2021			Deposit	X	4970 · AMBULAN...		25,597.32
General Journal	12/31/2021	2021-122		Bill.com 12/31/21 Payables F...	X	1072 · Bill.com Mo...	1.78	
Deposit	12/31/2021			Interest	X	7005 · AUDITING ...		459,494.51
Total 1066 · NAT'L BANK OF ARIZONA/PAYROLL								
1010 · NAVAJO COUNTY TREASURER								
Check	12/10/2021	4400006...	HEBER-OVERGAARD FIRE DISTRICT	Replenish National Bank Acc...	X	1066 · NAT'L BAN...	230,000.00	
Deposit	12/31/2021			Deposit	X	-SPLIT-	132,630.25	
Deposit	12/31/2021			Interest	X	4942 · INTEREST-...	507.69	
Total 1010 · NAVAJO COUNTY TREASURER								
1014 · CAPITAL PROJECTS FUND								
Deposit	12/31/2021			Interest	X	4943 · CP-INTER...	262.09	0.00
Total 1014 · CAPITAL PROJECTS FUND								
TOTAL							758,649.72	1,013,218.94



# Heber - Overgaard Fire District

Fiscal Year Jul-21 Begins:

## Twelve-Month Cash Flow

	Beginning	Jul-21	Aug-21	Sep-21	Oct-21	Nov-21	Dec-21	Jan-22	Feb-22	Mar-22	Apr-22	May-22	Jun-22	Monthly Average	Overview
<b>Cash Summary</b>															
Cash on Hand (beginning of month)	1,614,046	1,614,046	1,454,818	1,285,669	1,316,054	2,163,418	2,366,059	2,111,491	1,981,154	1,905,196	1,855,722	2,124,461	2,155,617	1,861,142	
Cash Available (on hand + receipts, before cash out)	1,614,046	1,720,804	1,562,842	1,587,836	2,380,755	2,567,281	2,570,985	2,253,768	2,086,468	2,048,074	2,331,683	2,356,053	2,258,991	2,143,795	
Cash Position (end of month)	1,614,046	1,454,818	1,285,669	1,316,054	2,163,418	2,366,059	2,111,491	1,981,154	1,905,196	1,855,722	2,124,461	2,155,617	1,708,465	1,869,010	
<b>Cash Receipts</b>															
Tax Levy Revenue		9,214	4,882	67,621	963,564	312,156	132,630	94,794	57,771	95,335	428,418	102,937	30,847	191,676	
Non-Tax Levy Revenue		97,544	103,142	234,546	101,137	91,707	72,295	47,543	47,543	47,543	47,543	128,655	72,527	90,977	
Line of Credit		0	0	0	0	0	0	0	0	0	0	0	0	0	
<b>Total Cash Receipts</b>		<b>106,758</b>	<b>108,024</b>	<b>302,167</b>	<b>1,064,701</b>	<b>403,864</b>	<b>204,925</b>	<b>142,277</b>	<b>105,314</b>	<b>142,878</b>	<b>475,961</b>	<b>231,592</b>	<b>103,374</b>	<b>282,653</b>	
<b>Cash Paid Out</b>															
Disbursements		265,986	277,173	271,782	217,337	201,222	459,494	272,614	181,272	192,352	207,222	200,436	268,872	251,313	
Capital purchase		0	0	0	0	0	0	0	0	0	0	0	281,654	23,471	
Repayment of LOC		0	0	0	0	0	0	0	0	0	0	0	0	0	
<b>Total Cash Paid Out</b>		<b>265,986</b>	<b>277,173</b>	<b>271,782</b>	<b>217,337</b>	<b>201,222</b>	<b>459,494</b>	<b>272,614</b>	<b>181,272</b>	<b>192,352</b>	<b>207,222</b>	<b>200,436</b>	<b>550,526</b>	<b>274,785</b>	

**Unit Analysis Report**  
**Summary Report All Units**  
**All Companies**  
**END OF MONTH**

Total Page : 2 of 2  
 Summary Page : 1 of 1  
 Date : 01/04/2022  
 Time : 11:43:51  
 History ID : 5909957

<u>ID</u>	<u>Transport Urgency Description</u>	12/01/2021		To 12/31/2021	
		<u>Calls</u>	<u>Miles</u>	<u>Hours</u>	<u>Call Charges</u>
<None>	No Code Entered	1	0.0	0.00	0.00
A	ALS TRANSPORT	41	1633.3	40.96	79976.87
B	BLS TRANSPORT	6	238.9	1.82	11702.59
DOA	DECEASED	1	0.0	0.00	0.00
R	REFUSAL	23	0.0	2.31	0.00
<b>Total For All</b>		<b>72</b>	<b>1872.2</b>	<b>45.09</b>	<b>91679.46</b>
<b>Average Time Per Unit:</b>		<b>37.58 Minutes</b>			
<b>Average Miles Per Unit:</b>		<b>26.00 Miles</b>			

**Credit Summary**

Summary By Credit Code

END OF MONTH

<u>ID</u>	<u>Description</u>	<u>Credits</u>	<u>QTY %</u>	<u>Amount</u>	<u>Amount %</u>
AMCD	ADJUSTMENT MEDICAID	13	13.54	9492.91	17.81
AMCR	ADJUSTMENT MEDICARE	4	4.17	4182.42	7.85
AMGT	ADJUSTMENT INSURANCE	7	7.29	6016.23	11.29
INTR	Interest Received	5	5.21	6.67	0.01
PMCB	PAYMENT-MEDICARE	4	4.17	2953.56	5.54
PMCD	PAYMENT MEDICAID	8	8.33	10774.42	20.21
PPCA	Payment-Private-CASH	2	2.08	277.00	0.52
PPCH	Payment-Private-CHECK	3	3.13	295.78	0.55
PPIN	PAYMENT INSURANCE PRIMARY	8	8.33	7814.47	14.66
PSIN	PAYMENT INSURANCE-SECONDARY	18	18.75	3537.94	6.64
PSPE	Payment-VA	1	1.04	1907.34	3.58
PTCC	PATIENT PAYMENT - CREDIT CARD	7	7.29	1636.12	3.07
REVADJ	REVERSAL OF ADJUSTMENT	3	3.13	-704.85	-1.32
TAX	TAX SUBSIDY ADJUSTMENT	3	3.13	-67.74	-0.13
WCOL	Write Off-Bad Debt/Collections	7	7.29	3758.11	7.05
WMGT	WRITE Off- GOV/ MANAGEMENT	3	3.13	1426.29	2.68
		-----		-----	
<b>Totals For All</b>		<b>96</b>		<b>53306.67</b>	

# Aging Summary

END OF MONTH

Report As Of December 31, 2021

Grouped By Level of Care

<u>ID</u>	<u>Description</u>	<u>Calls</u>	<u>Current</u>	<u>31 to 60</u>	<u>61 to 90</u>	<u>91 to 120</u>	<u>121 to 150</u>	<u>151 to 180</u>	<u>Over 180</u>	<u>Total</u>
<None>	<None>	60	0.00	0.00	0.00	0.00	0.00	0.00	981.72	981.72
N	NON RESIDENT	23	9477.99	7336.95	4165.16	1953.63	7170.47	4210.96	6962.75	41277.91
R	RESIDENT	103	65828.04	25646.38	15845.42	17821.05	4017.75	2813.61	11651.72	143623.97

---

Total Patients: 176	75306.03	32983.33	20010.58	19774.68	11188.22	7024.57	19596.19	185883.60
---------------------	----------	----------	----------	----------	----------	---------	----------	-----------

**2021 - 2022 AMBULANCE REVENUES**

MONTH	BALANCE FORWARD	CHARGES	PAYMENTS	CONTRACTUAL ADJUSTMENTS	RESIDENTIAL TAX WRITE OFF	INSURANCE REFUNDS	MANAGEMENT ADJUSTMENTS	OUTSTANDING A/R	DAR Days in AR
JUL	\$ 154,450.00	\$ 84,510.14	\$ (51,179.72)	\$ (37,821.95)	\$ (5,791.62)	\$ 6,553.41	\$ 6,443.78	\$ 157,164.04	56
AUG	\$ 157,164.04	\$ 121,910.67	\$ (42,202.00)	\$ (36,439.71)	\$ (3,064.03)	\$ 4,147.76	\$ 4,688.21	\$ 206,204.94	51
SEPT	\$ 206,204.94	\$ 80,212.15	\$ (44,460.31)	\$ (39,953.18)	\$ (3,657.77)	-	\$ 296.34	\$ 199,642.17	75
OCT	\$ 199,642.17	\$ 132,820.77	\$ (74,204.70)	\$ (61,512.63)	\$ (10,715.76)	\$ 1,373.79	\$ 2,531.79	\$ 189,935.43	43
NOV	\$ 189,935.43	\$ 72,897.99	\$ (47,490.21)	\$ (62,441.16)	\$ (1,943.70)	\$ 766.91	-	\$ 151,725.26	62
DEC	\$ 151,725.26	\$ 87,465.01	\$ (29,203.30)	\$ (24,875.96)	\$ 67.74	-	\$ 704.85	\$ 185,883.60	64
JAN									#DIV/0!
FEB									#DIV/0!
MAR									#DIV/0!
APR									#DIV/0!
MAY									#DIV/0!
JUN									#DIV/0!
<b>TOTALS</b>	<b>\$ 579,816.73</b>	<b>\$ (288,740.24)</b>	<b>\$ (263,044.59)</b>	<b>\$ (25,105.14)</b>	<b>\$ 12,841.87</b>	<b>\$ 14,664.97</b>			

\*Management Adjustments reflect reversals of prior Insurance Adjustments for Refunds.