

## NOTICE OF BOARD MEETING

### HEBER-OVERGAARD FIRE DISTRICT BOARD OF DIRECTORS

Pursuant to A.R.S. 38-431.02(C). Notice is hereby given to the members of the Heber-Overgaard Fire District and the general public that the Heber-Overgaard Fire District will hold a meeting open to the public on September 19, 2023 at 5pm. in the Heber-Overgaard Fire Station, Overgaard, Navajo County, Arizona. The Board may vote to go into executive session, which will not be open to the public to discuss certain matters.

Pursuant to the Americans with Disabilities Act (ADA), the Heber-Overgaard Fire District endeavors to ensure the accessibility of its meetings to all persons with disabilities. If you need an accommodation for a meeting, please contact the Fire District's Administration at 928-535-4346 at least 48 hours prior to the meeting so that an accommodation can be arranged.

#### Pledge

1. CALL TO ORDER and ROLL CALL OF BOARD MEMBERS:
2. MEET AND GREET FOR THE FIRE BOARD OPEN SEAT:
3. EXECUTIVE SESSION FOR DISCUSSION OF FILLING THE FIRE BOARD OPEN SEAT:

BACK IN REGULAR SESSION \_\_\_\_\_

A. DISCUSSION AND POSSIBLE ACTION REGARDING AGENDA ITEM 3.

B. POSSIBLE OATH OF OFFICE FOR NEW FIRE BOARD MEMBER.

4. APPROVAL OF MINUTES:
  1. Regular Session minutes of August 15, 2023.

**MOTION to accept the August 15, 2023 Board Meeting Minutes as presented**

REPORTS AND CORRESPONDENCE:

2. August 2023 Fire & EMS Reports
3. August 2023 Fire Chief's Report

**MOTION to accept the August 2023 Reports and Correspondence as presented.**

5. FINANCIAL REPORTING: August 2023 Financial and Ambulance Financial Statements.  
**MOTION to accept the August 2023 Financial and Ambulance Financial Statements as presented.**
6. CALL TO THE PUBLIC:

7. OLD BUSINESS:
  - A. Update on apparatus, and grants:
  - B. Volunteer needed for the open seat on the PSPRS board:
  
8. NEW BUSINESS:
  - A. Discussion on the Heber Overgaard Fire District 50<sup>th</sup> Anniversary:
  - B. Discussion and possible action regarding the Engagement Letter from Brian Richards:
  - C. Discussion and possible action regarding increasing the spending limit authority for Chief Payne:
  - D. Discussion and possible action regarding selling Engine 71:
  - E. Discussion and possible action regarding purchasing heavy duty bumpers for the ambulances and the command vehicles:
  
9. CALL TO THE PUBLIC:
  
10. ADJOURNMENT:

SOME BOARD MEMBERS AND/OR DISTRICT ATTORNEY MAY APPEAR TELEPHONICALLY ON ABOVE AGENDA ITEMS OR EXECUTIVE SESSIONS. A COPY OF THE AGENDA BACKGROUND MATERIAL PROVIDED TO BOARD MEMBERS (WITH THE EXCEPTION OF MATERIAL RELATING TO POSSIBLE EXECUTIVE SESSIONS) IS AVAILABLE FOR PUBLIC INSPECTION AT THE FIRE DEPARTMENT FROM 8:00 A.M. TO 4:00 P.M. DAILY. UNDER A.R.S. SECTION 38-431.03 (A). THE BOARD RESERVES THE RIGHT TO ADJOURN INTO EXECUTIVE SESSION ON ABOVE AGENDA ITEMS WHEN NEEDED, ARS 38-431.03 (D) FOR LEGAL ADVICE ON ANY OF THE ABOVE AGENDA ITEMS OR ANY MATTER OF PROCEDURE.

**Executive Sessions are Confidential.**

Call to the Public A.R.S 38-431.01. (H). A public body may make an open call to the public during a public meeting, subject to reasonable time, place and manner restrictions, to allow individuals to address the public body on any issue within the jurisdiction of the public body. At the conclusion of an open call to the public, individual members of the public body may respond to criticism made by those who have addressed the public body, may ask staff to review a matter or may ask that a matter be put on a future agenda. However, members of the public body shall not discuss or take legal action on matters raised during an open call to the public unless the matters are properly noticed for discussion and legal action.

POSTED AT THE HEBER/OVERGAARD FIRE STATION, ON DATE: 9-15-23

**HEBER-OVERGAARD FIRE DISTRICT BOARD  
BOARD MEETING MINUTES  
September 19, 2023**

The meeting was called to order by Roger Owens at 17:00.

Attendees:

Roger Owens, Chairman  
Steven Grumkoski, Board Clerk  
Mike Brewer, Board Member

Gary Martin, Board Member  
Mark Dahl, Board Member  
Jason Payne – Fire Chief

1. CALL TO ORDER and ROLL CALL OF BOARD MEMBERS:
2. MEET AND GREET BILL HANSEN, GARY MARTIN, AND DAVID PEROLIS FOR THE FIRE BOARD OPEN SEAT:
3. EXECUTIVE SESSION FOR DISCUSSION OF FILLING THE FIRE BOARD OPEN SEAT:

**MOTION made by Mike Brewer to go into executive session to discuss the fire board open seat per A.R. S 38-431.03 (A). Mark Dahl SECONDED the MOTION. All in Favor 17:10.**

BACK IN REGULAR SESSION 17:18.

- A. DISCUSSION AND POSSIBLE ACTION REGARDING AGENDA ITEM 3.

**MOTION made by Mark Dahl to accept Gary Martin to the Heber Overgaard Fire District Fire Board. Steven Grumkoski SECONDED the MOTION. All in favor.**

- B. OATH OF OFFICE FOR NEW FIRE BOARD MEMBER GARY MARTIN:

4. APPROVAL OF MINUTES:
  1. Regular Session minutes of August 15, 2023.

**MOTION made by Steven Grumkoski to accept the Regular Session Board Meeting minutes of August 15, 2023 as presented. Mike Brewer SECONDED the MOTION. Gary Martin Abstained.**

REPORTS AND CORRESPONDENCE:

2. August 2023 Fire & EMS Reports
3. August 2023 Fire Chief's Report

**MOTION made by Mark Dahl to accept the August 2023 Reports and Correspondence. Mike Brewer SECONDED the MOTION. All in Favor.**

5. FINANCIAL REPORTING: August 2023 Financial and Ambulance Financial Statements.

**MOTION made by Mike Brewer to accept the August 2023 Financial and Ambulance Financial Statements as presented. Mark Dahl SECONDED the MOTION. All in favor.**

6. CALL TO THE PUBLIC:

Bill Hansen asked about fencing being put around the building for safety. Chief Payne said that is in the 5-year strategic plan

7. OLD BUSINESS:

- A. Update on apparatus, and grants.

**Rescue 20-2991 hit a deer, repairs will be done locally for about \$11,000. Durango engine is blown, we need a staff vehicle, would like to buy used.**

**2023 Grants: ARPA \$156,540, NEC \$2,000, SHSGP \$2,719, AZDEQ \$6,000, UOFA Medical \$1,500, AZDEQ \$1,000, NAEMS \$770, AZ State Fire School \$1,000.**

- B. Volunteer needed for the open seat on the PSPRS board.

**Mark Dahl volunteered for the PSPRS board.**

8. NEW BUSINESS:

- A. Discussion on the Heber Overgaard Fire District 50<sup>th</sup> Anniversary.

**We'll have board members from the past to the present attending. Event is open to the public. There will be activities and raffles. The firefighters will be cooking hamburgers and hotdogs. There will be a history wall and presentation in the hallway. We have 50<sup>th</sup> anniversary challenge coins.**

- B. Discussion and possible action regarding the Engagement Letter from Brian Richards:

**MOTION made by Steven Grumkoski to accept Brian Richards engagement letter as presented. Mike Brewer SECONDED the MOTION. All in favor.**

- C. Discussion and possible action regarding increasing the spending limit authority for Chief Payne:

**MOTION made by Steven Grumkoski to increase the spending limit authority from \$10,000 for Chief Payne to \$25,000. Mark Dahl SECONDED the MOTION. All in favor.**

- D. Discussion and possible action regarding selling E71:

**Fire Trucks Unlimited would like to purchase E71 for \$75,000.**

**MOTION made by Mark Dahl to sell E71 to Fire Trucks Unlimited for \$75k. Mike Brewer SECONDED the MOTION. All in favor.**

- E. Discussion and possible action regarding purchasing 5 heavy duty bumpers for the ambulances and the command vehicles:

**The board agreed, the 5 vehicles need to have those bumpers. At \$4,000 each the amount falls within Chief Payne's spending authority.**

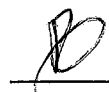
9. CALL TO THE PUBLIC:

10. ADJOURNMENT

**MOTION made by Steven Grumkoski to Adjourn. Mike Brewer SECONDED the MOTION. All in Favor.  
18:06**

Respectfully Submitted,

Shelley Neely



R. Owens




M. Brewer

M. Dahl



G. Martin



S. Grumkoski



**Fire Chief Jason S. Payne**

<b>EMS – Billing Summary</b>	<b>AUG</b>
ALS Transports	49
BLS Transports	1
Deceased	0
Helicopter	0
Patient Refusals	22
<b>Total Billing Summary</b>	<b>72</b>

<b>FIRE – Run Summary</b>	
Fire	1
Rescue & EMS	80
Hazardous Condition	1
Service Call	17
Good Intent Call	8
False Alarm & False Call	1
Weather & Nat Disaster	0
<b>Total FIRE Calls</b>	<b>108</b>

<b>ACTIVITY –Summary</b>	
Community Events	2
Burn Permit	6
Firewise Inspection	0
Public Assist	2
Residential Lockbox Install	2
Lift Assist	6
Vehicle Lockout	6
Public Education	1
<b>Total ACTIVITY Calls</b>	<b>25</b>

<b>EMS Response Times Month</b>	<b>Minutes/ Seconds</b>
In-District	<b>4:17</b>
Out of District – In CON	13.7
Out of CON	31.78



<b>EMS – Billing Summary</b>	<b>(YTD-2023)</b>
ALS Transports	388
BLS Transports	21
Deceased	8
Helicopter	22
Patient Refusals	166
<b>Total Billing Summary</b>	<b>605</b>
<b>FIRE/EMS – Run Summary</b>	<b>(YTD-2023)</b>
Fire	33
Rescue & EMS	635
Hazardous Condition	12
Service Call	115
Good Intent Call	47
False Alarm & False Call	35
Weather & Nat Disaster	4
<b>Total FIRE/EMS Calls</b>	<b>881</b>
<b>ACTIVITY –Summary</b>	<b>(YTD-2023)</b>
Community Events	9
Burn Permit	59
Firewise Inspection	4
Public Assist	16
Residential Lockbox Install	13
Lift Assist	42
Vehicle Lockout	52
Public Education	21
<b>Total ACTIVITY Calls</b>	<b>201</b>



**Fire Chief Jason S. Payne**

## August 2023 Fire Chief Report

### Wildland Update

- No Wildland assignments this month. We did cover Black Mesa for IA responses with ongoing fires on the mountain.

### Apparatus Update

- Rescue 71 (Elk Ambulance OOS due to Deer Strike) Rescue 71 while on a transport with a critical patient stuck a deer. The ambulance was disabled and Timber Mesa Rescue intercepted and transported the patient along with HOFD crew. The rescue was towed back to HOFD and insurance claims started. More to follow.
- Attack-71 in service
- E71 back in service (Have a buyer)
- E72 in service as reserve engine
- E73 (type 3) in service
- Tender 71 and 72 in service
- Brush 71 and 72 in service
- All Ambulances in service

### Bullet points

- Captains Testing
- ARPA Funds application finished and submitted
- Construction meetings with new builds in the community.
- Board of Supervisor meeting
- NWS storm meeting
- NAFCA Air Ambulance meeting
- Start implementation on First Due Application
- Auto-Aid Group Meetings moving to a complete auto-aid with all departments (Monthly)
- Attended multiple HOA meetings (Monthly)
- Chamber of Commerce meetings (Monthly)
- University of Arizona quality assurance EMS meetings (Monthly)
- NAFCA meeting (Monthly)
- Community CPR Class (Monthly)
- HOCRN Meetings (Monthly)

**Fire Chief Jason S. Payne**



- Crisis Response Team meeting (Monthly)
- Annual Reviews (Monthly)
- Show Low dispatcher meeting (Monthly)
- Summit Base Hospital Run Review (Monthly)
- Medical Billing Data collection monthly meeting (Monthly)
- Monthly year end grant funding reports due





## Heber-Overgaard Fire Department

2061 Lumber Valley Road  
P.O. Box 1010  
Overgaard, AZ 85933  
(928) 535-4346



### Monthly Financial Report – August 2023

Attached are the following for your information and review:

1. Balance Sheet as of August 31, 2023.
2. Summary of reconciled cash balances for August 2023.
3. Statement of Revenues and Expenditures for August 31, 2023, including budget to actual and fiscal year balances.
4. Fixed Assets and Disposals.
5. Income vs. Expenses Graph through August 2023.
6. Monthly Disbursement Report.
7. 12-Month Cash Flow.

#### Key points:

- Revenue for the month of August is \$145,257 which is over budget by \$12,007.
  - Navajo County Revenue for August is \$3,554 which is \$31,739 under budget.
  - Non-Levy revenue is \$141,702.
    - Ambulance revenue for the month is \$101,838 which is \$35,172 over budget.
- Expenses for August totaled \$340,478 which is under budget by \$15,495.
- Fiscal Year revenue is \$211,036 which is \$65,972 under budget.
  - Ambulance revenue is \$152,982 which is \$19,642 over budget.
- Fiscal Year expenses are \$624,384 which is \$49,459 under budget.

Please contact the Finance Director for any questions or concerns regarding this report.

HEBER-OVERGAARD FIRE DISTRICT  
Balance Sheet Prev Year Comparison  
As of August 31, 2023

	Aug 31, 23	Aug 31, 22	\$ Change	% Change
<b>ASSETS</b>				
Current Assets				
Checking/Savings				
1005 · PETTY CASH	100.00	100.00	0.00	0.0%
1010 · NAVAJO COUNTY TREASURER	1,173,589.83	861,952.52	311,637.31	36.2%
1014 · CAPITAL PROJECTS FUND	529,069.10	517,185.92	11,883.18	2.3%
1066 · NAT'L BANK OF ARIZONA/PAYROLL	232,941.86	349,690.39	-116,748.53	-33.4%
Total Checking/Savings	1,935,700.79	1,728,928.83	206,771.96	12.0%
Accounts Receivable	189,394.98	0.00	189,394.98	100.0%
1200 · Accounts Receivable	189,394.98	0.00	189,394.98	100.0%
Total Accounts Receivable	189,394.98	0.00	189,394.98	100.0%
Other Current Assets				
1210 · TAXES RECEIVABLE	59,009.26	59,367.20	-357.94	-0.6%
1350 · AMBULANCE RECEIVABLES	294,796.50	248,795.97	46,000.53	18.5%
1351 · AMBULANCE ALLOWANCE	-152,508.30	-124,805.68	-27,702.62	-22.2%
Total Other Current Assets	201,297.46	183,357.49	17,939.97	9.8%
Total Current Assets	2,326,393.23	1,912,286.32	414,106.91	21.7%
Fixed Assets				
1600 · Building & Land	1,371,443.14	1,371,443.14	0.00	0.0%
1610 · Vehicles	2,918,555.99	2,461,395.29	457,160.70	18.6%
1620 · Equipment	867,270.37	838,923.30	28,347.07	3.4%
1700 · Accumulated Depreciation	-2,815,108.52	-2,569,682.98	-245,425.54	-9.6%
Total Fixed Assets	2,342,160.98	2,102,078.75	240,082.23	11.4%
Other Assets				
1500 · PREPAID EXPENSES	4,780.10	93,481.00	-88,700.90	-94.9%
3120 · Deferred Outflows	972,426.00	972,426.00	0.00	0.0%
3122 · OPEB	79,918.00	79,918.00	0.00	0.0%
Total Other Assets	1,057,124.10	1,145,825.00	-88,700.90	-7.7%
<b>TOTAL ASSETS</b>	<b>5,725,678.31</b>	<b>5,160,190.07</b>	<b>565,488.24</b>	<b>11.0%</b>

HEBER-OVERGAARD FIRE DISTRICT  
Balance Sheet Prev Year Comparison  
As of August 31, 2023

	Aug 31, 23	Aug 31, 22	\$ Change	% Change
<b>LIABILITIES &amp; EQUITY</b>				
Liabilities				
Current Liabilities				
Accounts Payable	43,957.59	10,620.13	33,337.46	313.9%
2000 · Accounts Payable				
Total Accounts Payable	43,957.59	10,620.13	33,337.46	313.9%
Credit Cards				
2110 · NBAZ Credit Card	12,554.20	7,930.96	4,623.24	58.3%
Total Credit Cards	12,554.20	7,930.96	4,623.24	58.3%
Other Current Liabilities				
2025 · INTEREST PAYABLE	1,834.45	1,834.45	0.00	0.0%
2100 · Payroll Liabilities				
21-2000 · FEDERAL WITHHOLDING	0.00	4,869.90	-4,869.90	-100.0%
21-2100 · AZ WITHHOLDING	0.00	1,161.51	-1,161.51	-100.0%
21-2200 · MEDICARE EMPLOYEE	0.00	859.25	-859.25	-100.0%
21-2300 · SOCIAL SECURITY EMPLOYEE	0.00	1,616.10	-1,616.10	-100.0%
21-2400 · INSURANCE-MEDICAL	-2,415.51	1,158.09	-3,573.60	-308.6%
21-2410 · INSURANCE-DENTAL	-316.84	56.73	-373.57	-658.5%
21-2500 · MEDICAL SAVINGS ACCOUNT	0.00	620.82	-620.82	-100.0%
21-2600 · AFLAC-SUPPLEMENTAL INS	-321.72	160.86	-482.58	-300.0%
21-2900 · AZ STATE RETIREMENT SYSTEM	-0.01	1,164.50	-1,164.51	-100.0%
Total 2100 · Payroll Liabilities	-3,054.08	11,667.76	-14,721.84	-126.2%
2300 · DEFERRED COMP PLAN	-4,661.93	140.00	-4,801.93	-3,430.0%
2350 · PAYABLE TO FF PENSION	6,009.48	6,009.48	0.00	0.0%
2375 · ACCRUED PAYROLL	63,322.73	58,219.32	5,103.41	8.8%
2400 · GARNISHMENT	0.00	20.00	-20.00	-100.0%
2460 · Misc Deductions	0.00	620.11	-620.11	-100.0%
2800 · AZ PUBLIC SAFETY RETIREMENT	7,482.26	1,986.98	5,495.28	276.6%
3150 · PTO Accrual	289,551.38	241,409.49	48,141.89	19.9%
Total Other Current Liabilities	360,484.29	321,907.59	38,576.70	12.0%
Total Current Liabilities	416,996.08	340,458.68	76,537.40	22.5%

HEBER-OVERGAARD FIRE DISTRICT  
Balance Sheet Prev Year Comparison  
As of August 31, 2023

	Aug 31, 23	Aug 31, 22	\$ Change	% Change
Long Term Liabilities				
2951 · NBAZ Ambo 1865 Lease	134,283.74	177,241.85	-42,958.11	-24.2%
3100 · Net Pension Liability	767,958.00	767,958.00	0.00	0.0%
3130 · Deferred Inflows	768,919.00	768,919.00	0.00	0.0%
Total Long Term Liabilities	1,671,160.74	1,714,118.85	-42,958.11	-2.5%
Total Liabilities	2,088,156.82	2,054,577.53	33,579.29	1.6%
Equity				
3200 · FUND BALANCE	2,613,796.00	2,613,796.00	0.00	0.0%
3900 · Retained Earnings	1,437,073.33	695,275.95	741,797.38	106.7%
Net Income	-413,347.84	-203,459.41	-209,888.43	-103.2%
Total Equity	3,637,521.49	3,105,612.54	531,908.95	17.1%
<b>TOTAL LIABILITIES &amp; EQUITY</b>	<b>5,725,678.31</b>	<b>5,160,190.07</b>	<b>565,488.24</b>	<b>11.0%</b>

**Heber-Overgaard Fire District**  
**Summary of Reconciled Cash Balances**  
 Period Ending 08/31/2023

	Navajo County General Fund 8/31/2023	Navajo County Capital Fund 8/31/2023	National Bank Payroll Fund 8/31/2023
<b>Beginning Balance</b>	1,466,999.54	527,958.43	263,698.89
<b>Cleared Transactions</b>			
Checks and Payments	(300,000.00)	-	(435,457.65)
Deposits and Credits	6,590.29	1,110.67	404,700.62
<b>Total Cleared Transactions</b>	<u>(293,409.71)</u>	<u>1,110.67</u>	<u>(30,757.03)</u>
<b>Cleared Balance</b>	<u><u>1,173,589.83</u></u>	<u><u>529,069.10</u></u>	<u><u>232,941.86</u></u>
<b>Uncleared Transactions</b>			
Checks and Payments	-	-	-
Deposits and Credits	-	-	-
<b>Total Uncleared Transactions</b>	<u>-</u>	<u>-</u>	<u>-</u>
<b>Register Balance as of 08/31/2023</b>	<u><u>1,173,589.83</u></u>	<u><u>529,069.10</u></u>	<u><u>232,941.86</u></u>

HEBER-OVERGAARD FIRE DISTRICT  
Profit & Loss Budget Performance  
August 2023

	Aug 23	Budget	\$ Over Budget	Jul - Aug 23	YTD Budget	\$ Over Budget	Annual Budget
Ordinary Income/Expense							
Income							
Tax Revenues	3,554.37	35,293.00	-31,738.63	14,525.14	76,904.00	-62,378.86	2,662,204.00
Non-Tax Levy Revenues	141,702.19	97,957.00	43,745.19	196,511.30	200,104.00	-3,592.70	1,077,500.00
Total Income	145,256.56	133,250.00	12,006.56	211,036.44	277,008.00	-65,971.56	3,739,704.00
Gross Profit	145,256.56	133,250.00	12,006.56	211,036.44	277,008.00	-65,971.56	3,739,704.00
Expense							
Personnel Expense	304,011.27	320,921.00	-16,909.73	497,076.49	542,077.00	-45,000.51	2,772,696.00
Buildings & Land	3,341.25	3,648.00	-306.75	5,077.31	7,320.00	-2,242.69	43,800.00
Vehicles & Equipment	7,019.54	15,878.00	-8,858.46	20,426.98	31,830.00	-11,403.02	190,610.00
Communications/IT	14,277.76	4,904.00	9,373.76	18,287.19	9,822.00	8,465.19	101,650.00
Travel & Training	3,051.17	5,981.00	-2,929.83	12,719.20	15,325.00	-2,605.80	63,300.00
Managerial Expenses	8,776.62	4,641.00	4,135.62	70,797.11	67,469.00	3,328.11	138,739.00
Capital Outlay	0.00	0.00	0.00	0.00	0.00	0.00	46,627.00
Debt Service	0.00	0.00	0.00	0.00	0.00	0.00	93,219.00
Total Expense	340,477.61	355,973.00	-15,495.39	624,384.28	673,843.00	-49,458.72	3,450,641.00
Net Ordinary Income	-195,221.05	-222,723.00	27,501.95	-413,347.84	-396,835.00	-16,512.84	289,063.00
Net Income	-195,221.05	-222,723.00	27,501.95	-413,347.84	-396,835.00	-16,512.84	289,063.00

Heber Overgaard Fire District  
Fixed Assets Additions and Disposals

**Recorded in fixed asset accounts:**


Account Number	Account name	Addition/(Disposal) Amount	Description of Asset
<b>TOTALS</b>		<b>\$ -</b>	

\* No Asset Disposals or Additions in August 2023

Prepared


9/8/2023 James Vincent Group, Finance Director.

Income and Expense by Month  
July through August 2023



Income  
Expense

Expense Summary  
July through August 2023



Personnel Expense	79.61%
Managerial Expenses	11.34
Vehicles & Equipment	3.27
Communications/IT	2.93
Travel & Training	2.04
Buildings & Land	0.81
<b>Total</b>	<b>\$624,384.28</b>



HEBER-OVERGAARD FIRE DISTRICT  
 Monthly Disbursement Report  
 As of August 31, 2023

Type	Date	Num	Name	Memo	Cir	Split	Debit	Credit
1010 - NAVAJO COUNTY TREASURER								
Check	08/03/2023	4400006556	HEBER-OVERGAARD FI...	Replenish National Bank Account	X	1066 - NATL BAN...		200,000.00
Check	08/18/2023	4400006557	HEBER-OVERGAARD FI...	Replenish National Bank Account	X	1066 - NATL BAN...		100,000.00
Total 1010 - NAVAJO COUNTY TREASURER							0.00	300,000.00
1014 - CAPITAL PROJECTS FUND								
Total 1014 - CAPITAL PROJECTS FUND								
1066 - NATL BANK OF ARIZONA/PAYROLL								
General Journal	08/01/2023	2021-432		BILL 08/01/23 Payables Funding	X	1072 - Bill.com Mo...		80,850.60
General Journal	08/02/2023	2021-436		PAYROLL 7-30-23 PPE PD 8-3-23	X	5005 - SALARIES/...		61,956.55
General Journal	08/02/2023	2021-437		CHILD SUPPORT 7-30-23 PPE PD...	X	2400 - GARNISHM...		171.95
Check	08/02/2023	88382	HSA Bank		X	5425 - HEALTH IN...		2,800.00
Check	08/02/2023	88376	HSA Bank		X	21-2500 - MEDICA...		1,438.92
General Journal	08/03/2023	2021-438		PAYROLL TAXES 7-30-23 PPE P...	X	21-2000 - FEDERA...		13,620.73
Check	08/03/2023	4400006556	HEBER-OVERGAARD FI...	Replenish National Bank Account ...	X	1010 - NAVAJO C...	200,000.00	
Check	08/03/2023	3093808210	PUBLIC SAFETY PERS...		X	-SPLIT-		12,799.10
Check	08/03/2023	3093808211	PUBLIC SAFETY PERS...		X	-SPLIT-		68.22
Check	08/03/2023	3093808212	PUBLIC SAFETY CANC...		X	7020 - EMPLOYEE...		750.00
Check	08/03/2023	35710	NATIONWIDE TRUST C...	7-30-23 PPE PD 8-3-23	X	2300 - DEFERRED...		1,103.55
Check	08/03/2023	35709	NATIONWIDE TRUST C...	7-30-23 PPE PD 8-3-23	X	5310 - PSPRS/OPS		757.71
Check	08/03/2023	37130	Nationwide Retirement S...	7-30-23 PPE PD 8-3-23	X	2300 - DEFERRED...		1,773.46
Check	08/03/2023	37129	Nationwide Retirement S...	7-30-23 PPE PD 8-3-23	X	2300 - DEFERRED...		75.00
Check	08/03/2023	2023080101	PAYCHEX	7-30-23 PPE PD 8-3-23	X	7005 - AUDITING ...		284.26
Check	08/03/2023	23107650	ARIZONA STATE RETIR...		X	-SPLIT-		2,621.38
Check	08/03/2023	04871	NEC-7055200		X	7505 - NAVAPACH...		778.73
Check	08/03/2023	04865	NEC-6933800		X	7505 - NAVAPACH...		348.37
Check	08/03/2023	04823	NEC-1587906		X	7505 - NAVAPACH...		131.54
General Journal	08/07/2023	2021-433		BILL 08/07/23 Payables Funding	X	1072 - Bill.com Mo...		16,734.03
Check	08/08/2023	781753250	HUMANANA HEA LTH CAR...		X	-SPLIT-		1,826.69
Check	08/08/2023	91590	INSTAMED		X	7005 - AUDITING ...		206.27
General Journal	08/10/2023	2021-434		BILL 08/10/23 Payables Funding	X	1072 - Bill.com Mo...		2,195.90
General Journal	08/10/2023	2021-437		BILL 08/10/23 Payables Funding	X	1072 - Bill.com Mo...		913.63
Check	08/11/2023	49243	BANKCARD CENTER		X	2110 - NBAZ Credit...		6,112.59
General Journal	08/11/2023	2021-438		BILL 08/11/23 Payables Funding	X	1072 - Bill.com Mo...		13,468.65
General Journal	08/14/2023	2021-444		BILL 08/14/23 Payables Funding	X	1072 - Bill.com Mo...		3,087.55
General Journal	08/16/2023	2021-439		PAYROLL 8-13-23 PPE PD 8-17-23	X	5005 - SALARIES/...		72,313.84
General Journal	08/16/2023	2021-440		PAYROLL TAXES 8-13-23 PPE P...	X	21-2000 - FEDERA...		14,607.39
General Journal	08/16/2023	2021-441		CHILD SUPPORT 8-13-23 PPE PD...	X	2400 - GARNISHM...		171.95
Check	08/17/2023	2023081501	PAYCHEX	8-13-23 PPE PD 8-17-23	X	7005 - AUDITING ...		274.51
Check	08/17/2023	16080	NATIONWIDE TRUST C...	8-13-23 PPE PD 8-17-23	X	2300 - DEFERRED...		1,222.45
Check	08/17/2023	16081	NATIONWIDE TRUST C...	8-13-23 PPE PD 8-17-23	X	2300 - DEFERRED...		872.11
Check	08/17/2023	15970	Nationwide Retirement S...	8-13-23 PPE PD 8-17-23	X	5310 - PSPRS/OPS		1,773.46
Check	08/17/2023	23199045	ARIZONA STATE RETIR...		X	2300 - DEFERRED...		2,608.24
General Journal	08/17/2023	2021-442	MIR MAXWELL DECKER*	BILL 08/17/23 Payables Funding	X	-SPLIT-		1,030.05
Check	08/18/2023	4400006557	HEBER-OVERGAARD FI...	Replenish National Bank Account T...	X	1010 - NAVAJO C...	100,000.00	
Check	08/18/2023	3094539724	PUBLIC SAFETY PERS...	8-13-23 PPE PD 8-17-23	X	-SPLIT-		13,715.16
Check	08/18/2023	3094539725	PUBLIC SAFETY PERS...	8-13-23 PPE PD 8-17-23 DC Plan	X	-SPLIT-		96.26
General Journal	08/18/2023	2021-443		BILL 08/18/23 Payables Funding	X	-SPLIT-		24,064.90

09/08/23  
Accrual Basis

HEBER-OVERGAARD FIRE DISTRICT  
Monthly Disbursement Report  
As of August 31, 2023

Type	Date	Num	Name	Memo	Clr	Split	Debit	Credit
Check	08/21/2023	371295	TRIZETTO		X	7140 · Annual Soft...		49.20
Check	08/21/2023	957863	DISH NETWORK		X	7105 · COMMUNI...		146.05
Check	08/22/2023	9940931061	VERIZON WIRELESS		X	7105 · COMMUNI...		1,131.05
Check	08/28/2023	48769	FRONTIER	New BC phone included	X	7105 · COMMUNI...		997.60
Check	08/28/2023	92358	ARIZONA WATER CO. 0...		X	7520 · ARIZONA ...		148.31
Check	08/28/2023	92357	ARIZONA WATER CO 0...		X	7520 · ARIZONA ...		23.25
General Journal	08/28/2023	2021-458	INSTAMED	BILL 08/28/23 Payables Funding	X	1072 · Bill.com Mo...		4,746.00
Check	08/29/2023	203108		Credit card overpayment Wood-her...	X	7005 · AUDITING ...		150.00
General Journal	08/30/2023	2021-455		PAYROLL 8-27-23 PPE PD 8-31-23	X	5005 · SALARIES/...		51,269.54
General Journal	08/30/2023	2021-456		PAYROLL TAXES 8-27-23 PPE P...	X	21-2000 · FEDERA...		10,587.75
General Journal	08/30/2023	2021-457		CHILD SUPPORT 8-27-23 PPE PD...	X	2400 · GARNISHM...		171.95
Check	08/31/2023	51101		8-27-23 PPE PD 8-31-23	X	2300 · DEFERRED...		1,773.46
Check	08/31/2023	51100		8-27-23 PPE PD 8-31-23	X	2300 · DEFERRED...		75.00
Check	08/31/2023	51122		8-27-23 PPE PD 8-31-23	X	2300 · DEFERRED...		691.02
Check	08/31/2023	51121		8-27-23 PPE PD 8-31-23	X	5310 · PSPRS/OPS		553.04
Check	08/31/2023	23295765		ARIZONA STATE RETIR...	X	-SPLIT-		2,745.74
Check	08/31/2023	2023082901		PAYCHEX	X	7005 · AUDITING ...		289.13
Check	08/31/2023	46762		Tri Tech	X	7140 · Annual Soft...		283.86
Total 1066 · NATL BANK OF ARIZONA/PAYROLL							300,000.00	435,457.65

Type	Date	Num	Name	Memo	Clr	Split	Debit	Credit
1072 · Bill.com Money Out Clearing								
Bill Pmt -Check	08/01/2023	Bill.com	CITY OF SHOW LOW	https://app02.us.bill.com/BillPay?id...		2000 · Accounts P...		9,428.00
Bill Pmt -Check	08/01/2023	Bill.com	Steven Grumkoski	https://app02.us.bill.com/BillPay?id...		2000 · Accounts P...		633.01
Bill Pmt -Check	08/01/2023	Bill.com	UW/MFPAC-ACH	VOID: https://app02.us.bill.com/Bill...	X	2000 · Accounts P...	0.00	
Bill Pmt -Check	08/01/2023	Bill.com	WMEFA	VOID: https://app02.us.bill.com/Bill...	X	2000 · Accounts P...	0.00	
Bill Pmt -Check	08/01/2023	Bill.com	SUMMIT HEALTHCARE ...	VOID: https://app02.us.bill.com/Bill...	X	2000 · Accounts P...	0.00	
Bill Pmt -Check	08/01/2023	Bill.com	CITY OF SHOW LOW	VOID: https://app02.us.bill.com/Bill...	X	2000 · Accounts P...	0.00	
Bill Pmt -Check	08/01/2023	Bill.com	Steven Grumkoski	VOID: https://app02.us.bill.com/Bill...	X	2000 · Accounts P...	0.00	
Bill Pmt -Check	08/01/2023	Bill.com	UW/MFPAC-ACH	https://app02.us.bill.com/BillPay?id...		2000 · Accounts P...		75.00
Bill Pmt -Check	08/01/2023	Bill.com	WMEFA	https://app02.us.bill.com/BillPay?id...		2000 · Accounts P...		459.00
Bill Pmt -Check	08/01/2023	Bill.com	SUMMIT HEALTHCARE ...	https://app02.us.bill.com/BillPay?id...		2000 · Accounts P...		1,050.00
Bill Pmt -Check	08/01/2023	Bill.com	7710 INSURANCE	https://app02.us.bill.com/BillPay?id...		2000 · Accounts P...		4,746.00
Bill Pmt -Check	08/01/2023	Bill.com	Summit Healthcare Phar...	https://app02.us.bill.com/BillPay?id...		2000 · Accounts P...		1,920.00
Bill Pmt -Check	08/01/2023	Bill.com	HSA Bank	https://app02.us.bill.com/BillPay?id...		2000 · Accounts P...		20.00
Bill Pmt -Check	08/01/2023	Bill.com	WHITE MOUNTAIN CO...	https://app02.us.bill.com/BillPay?id...		2000 · Accounts P...		229.52
Bill Pmt -Check	08/01/2023	Bill.com	James Vincent Group, LLC	https://app02.us.bill.com/BillPay?id...		2000 · Accounts P...		4,250.00
Bill Pmt -Check	08/01/2023	Bill.com	AFLAC	https://app02.us.bill.com/BillPay?id...		2000 · Accounts P...		321.72
Bill Pmt -Check	08/01/2023	Bill.com	MCNEIL AND COMPAN...	https://app02.us.bill.com/BillPay?id...		2000 · Accounts P...		56,677.00
Bill Pmt -Check	08/01/2023	Bill.com	IFC RADIOS & SAFETY	https://app02.us.bill.com/BillPay?id...		2000 · Accounts P...		1,041.35
General Journal	08/01/2023	2021-432		BILL 08/01/23 Payables Funding		1066 · NATL BAN...		80,850.60
Bill Pmt -Check	08/07/2023	Bill.com	EMI HEALTH	VOID: https://app02.us.bill.com/Bill...	X	2000 · Accounts P...	0.00	
Bill Pmt -Check	08/07/2023	Bill.com	EMI HEALTH	https://app02.us.bill.com/BillPay?id...		2000 · Accounts P...		14,814.03
Bill Pmt -Check	08/07/2023	Bill.com	Summit Healthcare Phar...	https://app02.us.bill.com/BillPay?id...		2000 · Accounts P...		1,920.00
General Journal	08/07/2023	2021-433		BILL 08/07/23 Payables Funding		1066 · NATL BAN...		16,734.03
Bill Pmt -Check	08/10/2023	Bill.com	LIFE ASSIST	https://app02.us.bill.com/BillPay?id...		2000 · Accounts P...		2,195.90
Bill Pmt -Check	08/10/2023	Bill.com	L.N. CURTIS & SONS	https://app02.us.bill.com/BillPay?id...		2000 · Accounts P...		913.63
General Journal	08/10/2023	2021-434		BILL 08/10/23 Payables Funding		1066 · NATL BAN...		2,195.90
General Journal	08/10/2023	2021-437		BILL 08/10/23 Payables Funding		1066 · NATL BAN...		913.63
Bill Pmt -Check	08/11/2023	Bill.com	ACE HARDWARE	https://app02.us.bill.com/BillPay?id...		2000 · Accounts P...		128.39

HEBER-OVERGAARD FIRE DISTRICT  
 Monthly Disbursement Report  
 As of August 31, 2023

Type	Date	Num	Name	Memo	Cir	Split	Debit	Credit
Bill Pmt -Check	08/11/2023	Bill.com	AUTOMOTIVE CARE CE...	https://app02.us.bill.com/BillPay?id...	2000	Accounts P...		1,088.46
Bill Pmt -Check	08/11/2023	Bill.com	SUNSTATE TECHNOLO...	https://app02.us.bill.com/BillPay?id...	2000	Accounts P...		1,620.00
Bill Pmt -Check	08/11/2023	Bill.com	WWMFFA	https://app02.us.bill.com/BillPay?id...	2000	Accounts P...		489.60
Bill Pmt -Check	08/11/2023	Bill.com	SENTRY WELDING SUP...	https://app02.us.bill.com/BillPay?id...	2000	Accounts P...		107.20
Bill Pmt -Check	08/11/2023	Bill.com	UWMFPACACH	https://app02.us.bill.com/BillPay?id...	2000	Accounts P...		85.00
General Journal	08/11/2023	2021-438	Locality Media Inc	https://app02.us.bill.com/BillPay?id...	1066	NATL BAN...	13,468.65	9,950.00
Bill Pmt -Check	08/14/2023	Bill.com	HSA Bank	https://app02.us.bill.com/BillPay?id...	2000	Accounts P...		22.50
Bill Pmt -Check	08/14/2023	Bill.com	MR. JASON PAYNE	https://app02.us.bill.com/BillPay?id...	2000	Accounts P...		100.00
Bill Pmt -Check	08/14/2023	Bill.com	MR. MARC VOIROL	https://app02.us.bill.com/BillPay?id...	2000	Accounts P...		215.05
Bill Pmt -Check	08/14/2023	Bill.com	NORTHEAST ARIZONA ...	https://app02.us.bill.com/BillPay?id...	2000	Accounts P...		2,750.00
General Journal	08/14/2023	2021-444		BILL 08/14/23 Payables Funding	1066	NATL BAN...	3,087.55	
General Journal	08/17/2023	2021-442		BILL 08/17/23 Payables Funding	1066	NATL BAN...	1,030.05	
Bill Pmt -Check	08/17/2023	Bill.com	MR MAXWELL DECKER*	Fire Hydraulics, Fire Apparatus, Su...	2000	Accounts P...		1,030.05
Bill Pmt -Check	08/18/2023	Bill.com	James Vincent Group, LLC	https://app02.us.bill.com/BillPay?id...	2000	Accounts P...		3,400.00
Bill Pmt -Check	08/18/2023	Bill.com	WWMFFA	https://app02.us.bill.com/BillPay?id...	2000	Accounts P...		489.60
Bill Pmt -Check	08/18/2023	Bill.com	UWMFPACACH	https://app02.us.bill.com/BillPay?id...	2000	Accounts P...		85.00
Bill Pmt -Check	08/18/2023	Bill.com	RED LEGACY APPAREL...	https://app02.us.bill.com/BillPay?id...	2000	Accounts P...		295.59
Bill Pmt -Check	08/18/2023	Bill.com	TRACE ANALYTICS, INC.	https://app02.us.bill.com/BillPay?id...	2000	Accounts P...		18.00
Bill Pmt -Check	08/18/2023	Bill.com	PSPRS Unfunded Liability	https://app02.us.bill.com/BillPay?id...	2000	Accounts P...		19,454.99
Bill Pmt -Check	08/18/2023	Bill.com	AFLAC	https://app02.us.bill.com/BillPay?id...	1066	NATL BAN...	24,064.90	321.72
General Journal	08/18/2023	2021-443		BILL 08/18/23 Payables Funding	1066	NATL BAN...		4,746.00
Bill Pmt -Check	08/28/2023	Bill.com	7710 INSURANCE	https://app02.us.bill.com/BillPay?id...	2000	Accounts P...		4,746.00
General Journal	08/28/2023	2021-458		BILL 08/28/23 Payables Funding	1066	NATL BAN...	4,746.00	

Total 1072 · Bill.com Money Out Clearing

TOTAL

147,091.31	147,091.31
447,091.31	882,548.96

# Heber - Overgaard Fire District

## Twelve-Month Cash Flow

Fiscal Year Begins: Jul-23

	Beginning	Jul-23	Aug-23	Sep-23	Oct-23	Nov-23	Dec-23	Jan-24	Feb-24	Mar-24	Apr-24	May-24	Jun-24	Monthly Average	Overview
--	-----------	--------	--------	--------	--------	--------	--------	--------	--------	--------	--------	--------	--------	-----------------	----------

Cash Summary	Beginning	Jul-23	Aug-23	Sep-23	Oct-23	Nov-23	Dec-23	Jan-24	Feb-24	Mar-24	Apr-24	May-24	Jun-24	Monthly Average	Overview
<b>Cash on Hand</b> (beginning of month)	2,394,373	2,394,373	2,258,757	1,935,701	1,675,702	2,456,522	2,626,186	2,534,511	2,495,503	2,410,361	2,360,792	2,574,350	2,626,476	2,362,436	
<b>Cash Available</b> (on hand + receipts, before cash out)	2,394,373	2,460,427	2,371,159	2,130,894	2,708,365	2,881,632	2,894,278	2,734,549	2,641,164	2,599,838	2,888,136	2,882,938	2,811,216	2,667,050	
<b>Cash Position</b> (end of month)	2,394,373	2,258,757	1,935,701	1,675,702	2,456,522	2,626,186	2,534,511	2,495,503	2,410,361	2,360,792	2,574,350	2,626,476	2,544,208	2,374,922	

Cash Receipts	Jul-23	Aug-23	Sep-23	Oct-23	Nov-23	Dec-23	Jan-24	Feb-24	Mar-24	Apr-24	May-24	Jun-24	Monthly Average	Overview
Tax Levy Revenue	10,971	3,554	97,236	964,706	357,153	184,135	132,081	80,047	121,520	429,387	210,631	70,783	221,850	
Non-Tax Levy Revenue	55,083	108,848	97,957	67,957	67,957	83,957	67,957	65,614	67,957	97,957	97,957	113,957	82,763	
Line of Credit	0	0	0	0	0	0	0	0	0	0	0	0	0	
<b>Total Cash Receipts</b>	<b>66,054</b>	<b>112,402</b>	<b>195,193</b>	<b>1,032,663</b>	<b>425,110</b>	<b>268,092</b>	<b>200,038</b>	<b>145,661</b>	<b>189,477</b>	<b>527,344</b>	<b>308,588</b>	<b>184,740</b>	<b>304,614</b>	

Cash Paid Out	Jul-23	Aug-23	Sep-23	Oct-23	Nov-23	Dec-23	Jan-24	Feb-24	Mar-24	Apr-24	May-24	Jun-24	Monthly Average	Overview
Disbursements	201,670	435,458	361,973	251,843	255,446	359,767	239,046	230,803	239,046	313,786	256,462	267,008	284,359	
Capital purchase	0	0	93,219	0	0	0	0	0	0	0	0	0	7,768	
Repayment of LOC	0	0	0	0	0	0	0	0	0	0	0	0	0	
<b>Total Cash Paid Out</b>	<b>201,670</b>	<b>435,458</b>	<b>455,192</b>	<b>251,843</b>	<b>255,446</b>	<b>359,767</b>	<b>239,046</b>	<b>230,803</b>	<b>239,046</b>	<b>313,786</b>	<b>256,462</b>	<b>267,008</b>	<b>292,127</b>	

**Unit Analysis Report**  
**Summary Report By Units**  
**All Companies**  
**END OF MONTH**

Total Page : 1 of 2  
 Summary Page : 1 of 1  
 Date : 09/03/2023  
 Time : 07:10:22  
 History ID : 5913481

08/01/2023 To 08/31/2023

<u>ID</u>	<u>Unit Description</u>	<u>Calls</u>	<u>Miles</u>	<u>Hours</u>	<u>Call Charges</u>
1868	AMBO	1	0.0	0.00	0.00
12-0269	12-0269 AMBO	1	41.0	0.15	3144.86
20-2991	20-2991 AMBO	5	192.1	1.06	15557.89
21-4648	ATTACK 71	1	0.0	0.00	0.00
22-5226	22-5226 AMBO	64	1786.0	15.33	138141.64
<b>Total For All</b>		72	2019.1	16.54	156844.39
<b>Average Time Per Unit:</b>			13.78	Minutes	
<b>Average Miles Per Unit:</b>			28.04	Miles	

**Unit Analysis Report**  
**Summary Report All Units**  
**All Companies**  
**END OF MONTH**

Total Page : 2 of 2  
 Summary Page : 1 of 1  
 Date : 09/03/2023  
 Time : 07:10:22  
 History ID : 5913481

<u>ID</u>	<u>Transport Urgency Description</u>	08/01/2023		To 08/31/2023	
		<u>Calls</u>	<u>Miles</u>	<u>Hours</u>	<u>Call Charges</u>
A	ALS TRANSPORT	49	1966.1	15.42	153544.73
B	BLS TRANSPORT	1	53.0	1.12	3299.66
R	REFUSAL	22	0.0	0.00	0.00
<b>Total For All</b>		72	2019.1	16.54	156844.39
<b>Average Time Per Unit:</b>		13.78 Minutes			
<b>Average Miles Per Unit:</b>		28.04 Miles			

## Charge Summary

### END OF MONTH

#### Summary By Charge Code

<u>ID</u>	<u>Description</u>	<u>QTY</u>	<u>QTY %</u>	<u>Charge Count</u>	<u>Charge Count %</u>	<u>Charges</u>	<u>Total Charges %</u>
1	ALS LEVEL 1 EMERGENCY A0427	40	2.04	40	42.55	104638.40	70.88
2	BLS EMERGENCY A0429	3	0.15	3	3.19	7847.88	5.32
9	ALS GROUND MILEAGE A0425	1767.2	90.15	44	46.81	22796.88	15.44
10	BLS GOUND MILEAGE A0425	146	7.45	3	3.19	1883.40	1.28
a0433	ALS LEVEL 2 EMERGENCY A0433	4	0.20	4	4.26	10463.84	7.09
<b>Totals For All</b>		<b>1960.2</b>		<b>94</b>		<b>147630.40</b>	

**Charge Schedule/Event Summary**  
**END OF MONTH**

	<u>Event ID</u>	<u>Description</u>	<u>Calls</u>	<u>Calls %</u>	<u>Charges</u>	<u>Charges %</u>
Schedule	AFWD	CLAIM FORWARDED BY MEDICARE				
	AFWD	CLAIM FORWARDED BY MEDICARE	7	100.00	21834.71	100.00
			7		21834.71	
Schedule	GATECE	GATEWAY COMMERCIAL ELECTRONIC				
	INSC	Insurance Paper Claim Sent	7	100.00	21783.11	100.00
			7		21783.11	
Schedule	GATEMB	GATEWAY MEDICARE				
	5010	5010 MEDICARE	7	100.00	22019.18	100.00
			7		22019.18	
Schedule	GATEMC	GATEWAY MEDICAID				
	ECAD	Medicaid Filed Electronically	5	71.43	15944.89	71.22
	5010TEST	5010 REVIEW MEDICARE	2	28.57	6444.52	28.78
			7		22389.41	
Schedule	GATEMR	GATEWAY MEDICARE REPLACEMENTS				
	5010	5010 MEDICARE	7	87.50	21936.62	87.64
	5010TEST	5010 REVIEW MEDICARE	1	12.50	3094.55	12.36
			8		25031.17	
Schedule	HOLD	HOLD				
	NONE	NO BILL SENT YET	1	100.00	3093.26	100.00
			1		3093.26	
Schedule	INSU	Insurance - Primary				
	INSC	Insurance Paper Claim Sent	3	100.00	9474.57	100.00
			3		9474.57	
Schedule	PRIV	Private Pay Accounts				
	A	Original Bill - Private Pay	5	100.00	15675.28	100.00
			5		15675.28	
Schedule	SINS	Insurance - Secondary				
	INSC	Insurance Paper Claim Sent	2	100.00	6329.71	100.00
			2		6329.71	
<b>Totals For All</b>			<b>47</b>		<b>147630.40</b>	



# Aging - Patient Detail

END OF MONTH

Report As Of August 31, 2023

Pat No	Neg	Patient Name	Last Pay	Current	31 to 60	61 to 90	91 to 120	121 to 150	151 to 180	Over 180	Total
120001090	----			3157.76	0.00	0.00	0.00	0.00	0.00	0.00	3157.76
120002290	----		08/24/2022	0.00	0.00	0.00	0.00	0.00	0.00	3157.76	3157.76
120003164	----		04/28/2023	0.00	0.00	0.00	0.00	3144.86	0.00	0.00	3144.86
120003473	----		07/07/2023	0.00	0.00	57.75	0.00	0.00	0.00	0.00	57.75
120003948	----			0.00	0.00	0.00	3120.35	0.00	0.00	0.00	3120.35
120004068	----			0.00	0.00	0.00	3131.96	0.00	0.00	0.00	3131.96
120004122	----		02/17/2023	0.00	0.00	0.00	0.00	0.00	0.00	3286.76	3286.76
120004247	----		03/17/2023	0.00	0.00	0.00	0.00	0.00	0.00	24.62	24.62
120004535	----		04/21/2023	0.00	0.00	0.00	0.00	0.00	250.00	0.00	250.00
120004816	----		08/04/2023	0.00	0.00	0.00	0.00	0.00	211.24	0.00	211.24
120004826	----		04/14/2023	0.00	0.00	0.00	3144.86	0.00	35.79	0.00	3180.65
120004850	----			3144.86	0.00	0.00	0.00	0.00	0.00	0.00	3144.86
120004875	----			0.00	0.00	0.00	3119.06	0.00	0.00	0.00	3119.06
120004928	----		04/21/2023	0.00	0.00	0.00	0.00	0.00	207.72	0.00	207.72
120004952	----		08/31/2023	261.67	0.00	0.00	0.00	0.00	0.00	0.00	261.67
120005040	----		08/25/2023	0.00	3344.55	1750.00	750.00	0.00	0.00	0.00	5844.55
120005171	----			0.00	0.00	0.00	3106.16	0.00	0.00	0.00	3106.16
120005188	----		08/25/2023	3346.60	0.00	0.00	0.00	0.00	0.00	0.00	3346.60
120005306	----			0.00	3119.06	0.00	0.00	0.00	0.00	0.00	3119.06
120005414	----			0.00	0.00	0.00	3119.06	0.00	0.00	0.00	3119.06
120005522	----			3131.96	0.00	0.00	0.00	0.00	0.00	0.00	3131.96
120005536	----		06/30/2023	0.00	0.00	0.00	0.00	0.00	0.00	46.37	46.37
120005639	----		08/04/2023	0.00	0.00	2108.21	0.00	0.00	0.00	0.00	2108.21
120005655	----		04/14/2023	3054.56	0.00	0.00	0.00	0.00	472.91	743.09	4270.56
120005782	----			0.00	0.00	0.00	0.00	0.00	0.00	1500.90	1500.90
120005840	----			0.00	0.00	0.00	0.00	0.00	0.00	1500.90	1500.90
120005869	----		08/31/2023	0.00	0.00	0.00	0.00	0.00	0.00	207.72	207.72
120005973	----		08/18/2023	0.00	0.00	195.00	0.00	0.00	0.00	0.00	195.00
120005989	----		08/04/2023	0.00	0.00	0.00	0.00	0.00	0.00	700.00	700.00
120006046	----			0.00	0.00	0.00	0.00	0.00	0.00	1726.90	1726.90
120006047	----			0.00	0.00	0.00	0.00	0.00	0.00	1726.90	1726.90
120006101	----			3170.66	0.00	0.00	0.00	0.00	0.00	0.00	3170.66
120006190	----		12/08/2022	0.00	0.00	0.00	0.00	0.00	0.00	124.68	124.68
120006193	----		08/25/2023	204.20	0.00	0.00	0.00	0.00	0.00	0.00	204.20
120006243	----		07/14/2023	0.00	0.00	193.64	0.00	0.00	0.00	0.00	193.64
120006288	----		08/04/2023	0.00	40.50	0.00	0.00	0.00	0.00	0.00	40.50
120006349	----		08/25/2023	0.00	0.00	0.00	0.00	0.00	0.00	3157.76	3157.76
120006372	----		08/04/2023	0.00	0.00	0.00	0.00	0.00	0.00	2475.96	2475.96
120006425	----		07/14/2023	0.00	0.00	0.00	0.00	0.00	0.00	560.00	560.00
120006444	----			0.00	0.00	0.00	0.00	0.00	0.00	3106.16	3106.16
120006457	----			0.00	0.00	0.00	0.00	0.00	0.00	2983.61	2983.61
120006466	----		07/28/2023	0.00	0.00	0.00	0.00	0.00	0.00	1297.91	1297.91
120006507	----			0.00	0.00	0.00	0.00	0.00	0.00	2615.96	2615.96
120006519	----			3131.96	0.00	0.00	0.00	0.00	0.00	0.00	3131.96
120006580	----			3131.96	0.00	0.00	0.00	0.00	0.00	0.00	3131.96
120006597	----		01/12/2023	0.00	0.00	0.00	0.00	0.00	0.00	2615.96	2615.96
120006636	----			0.00	0.00	0.00	0.00	0.00	0.00	958.87	958.87
120006641	----			0.00	0.00	0.00	0.00	0.00	0.00	2880.41	2880.41
120006645	----			0.00	0.00	0.00	0.00	0.00	0.00	3093.26	3093.26



## Aging - Patient Detail

### END OF MONTH

#### Report As Of August 31, 2023

Pat No	Neg	Patient Name	Last Pay	Current	31 to 60	61 to 90	91 to 120	121 to 150	151 to 180	Over 180	Total
120006905	----		08/18/2023	0.00	204.20	0.00	0.00	0.00	0.00	0.00	204.20
120006906	----			0.00	3144.86	0.00	0.00	0.00	0.00	0.00	3144.86
120006907	----		08/25/2023	207.90	0.00	0.00	0.00	0.00	0.00	0.00	207.90
120006909	----		08/25/2023	209.48	0.00	0.00	0.00	0.00	0.00	0.00	209.48
120006912	----			3120.35	0.00	0.00	0.00	0.00	0.00	0.00	3120.35
120006913	----		08/18/2023	3080.36	0.00	0.00	0.00	0.00	0.00	0.00	3080.36
120006914	----		08/25/2023	3119.06	0.00	0.00	0.00	0.00	0.00	0.00	3119.06
120006918	----			3093.26	0.00	0.00	0.00	0.00	0.00	0.00	3093.26
120006920	----			3222.26	0.00	0.00	0.00	0.00	0.00	0.00	3222.26
120006921	----			3286.76	0.00	0.00	0.00	0.00	0.00	0.00	3286.76
120006924	----			3119.06	0.00	0.00	0.00	0.00	0.00	0.00	3119.06
120006927	----			3119.06	0.00	0.00	0.00	0.00	0.00	0.00	3119.06
120006928	----			3120.35	0.00	0.00	0.00	0.00	0.00	0.00	3120.35
120006932	----			3093.26	0.00	0.00	0.00	0.00	0.00	0.00	3093.26
120006933	----			3093.26	0.00	0.00	0.00	0.00	0.00	0.00	3093.26
120006935	----			3106.16	0.00	0.00	0.00	0.00	0.00	0.00	3106.16
120006936	----			3196.46	0.00	0.00	0.00	0.00	0.00	0.00	3196.46
120006938	----			3119.06	0.00	0.00	0.00	0.00	0.00	0.00	3119.06
120006939	----			3106.16	0.00	0.00	0.00	0.00	0.00	0.00	3106.16
120006940	----			3119.06	0.00	0.00	0.00	0.00	0.00	0.00	3119.06
120006941	----			3209.36	0.00	0.00	0.00	0.00	0.00	0.00	3209.36
120300504	----		07/28/2023	0.00	41.87	0.00	0.00	0.00	0.00	0.00	41.87
120400467	----			0.00	0.00	3093.26	0.00	0.00	0.00	0.00	3093.26
120500463	----		03/03/2023	0.00	0.00	0.00	0.00	0.00	0.00	3157.76	3157.76
120500554	----		08/18/2023	0.00	209.48	0.00	0.00	0.00	0.00	0.00	209.48
120500646	----		05/19/2023	0.00	0.00	0.00	0.00	0.00	66.37	290.00	356.37
120500930	----		08/25/2023	0.00	0.00	209.48	0.00	0.00	0.00	0.00	209.48
120501336	----		08/18/2023	0.00	213.00	0.00	0.00	0.00	0.00	0.00	213.00
120501401	----			0.00	0.00	0.00	3119.06	0.00	0.00	0.00	3119.06
120501648	* ----		08/25/2023	0.00	0.00	0.00	0.00	0.00	0.00	-144.51	-144.51
120600144	----		08/18/2023	0.00	0.00	0.00	0.00	0.00	0.00	1525.00	1525.00
122300002	----		07/24/2023	0.00	92.24	0.00	0.00	0.00	49.12	0.00	141.36
<b>Total Patients:</b>	<b>130</b>			<b>86422.59</b>	<b>37522.52</b>	<b>26400.65</b>	<b>32516.14</b>	<b>6728.54</b>	<b>11525.83</b>	<b>61551.30</b>	<b>262667.57</b>

# Aging Summary

END OF MONTH

Report As Of August 31, 2023

Grouped By Level of Care

<u>ID</u>	<u>Description</u>	<u>Calls</u>	<u>Current</u>	<u>31 to 60</u>	<u>61 to 90</u>	<u>91 to 120</u>	<u>121 to 150</u>	<u>151 to 180</u>	<u>Over 180</u>	<u>Total</u>
N	NON RESIDENT	52	34933.82	13201.84	15297.07	6278.42	3318.68	10060.75	37503.11	120593.69
R	RESIDENT	99	51488.77	24320.68	11103.58	26237.72	3409.86	1465.08	24048.19	142073.88

**2023 - 2024 AMBULANCE REVENUES**

MONTH	BALANCE FORWARD	CHARGES	PAYMENTS	CONTRACTUAL ADJUSTMENTS	RESIDENTIAL TAX WRITE OFF	INSURANCE/PT REFUNDS	MANAGEMENT ADJUSTMENTS	OUTSIDE COLLECTIONS ADJUSTMENTS	OUTSTANDING A/R
JUL	\$ 294,796.50	\$ 186,360.57	\$ (59,761.07)	\$ (91,097.04)	\$ (7,274.74)	\$ -	\$ 2,820.45	\$ (81.73)	\$ 325,762.94
AUG	\$ 325,762.94	\$ 147,630.40	\$ (103,256.04)	\$ (112,349.42)	\$ (2,097.45)	\$ 150.00	\$ 6,907.91	\$ (80.77)	\$ 262,667.57
SEP									\$ -
OCT									\$ -
NOV									\$ -
DEC									\$ -
JAN									\$ -
FEB									\$ -
MAR									\$ -
APR									\$ -
MAY									\$ -
JUN									\$ -
<b>TOTALS</b>	<b>\$ 333,990.97</b>	<b>\$ (163,017.11)</b>	<b>\$ (203,446.46)</b>	<b>\$ (9,372.19)</b>	<b>\$ 150.00</b>	<b>\$ 9,728.36</b>	<b>\$ (162.50)</b>		

\*Management Adjustments reflect reversals of prior Insurance Adjustments for additional payment.

# GRANTS 2023

- ARPA (AMERICAN RESCUE PLAN ALLOCATIONS FUNDS RECEIVED \$156,540
- NEG \$2,000 (PPE)
- SHSGP \$2,719 (VESTS AND HELMETS)
- AZDEQ \$6,000 (F500 FOAM)
- UOFA MEDICAL \$1,500 (NEW IPAD'S)
- AZDEQ \$1,000 (HAZMAT PPE)
- NAEMS \$770 (AHS TRAINING)
- AZ STATE FIRE SCHOOL \$1,000 (SENDING 4 TO FIRE SCHOOL)



# 50<sup>TH</sup> ANNIVERSARY OPEN HOUSE



- BOARD MEMBERS PAST AND PRESENT
- OPEN TO THE PUBLIC
- EVENTS AND RAFFLES
- FIREFIGHTERS COOKING HAMBURGERS AND HOTDOGS
- STATION PREPARATION
- HISTORY WALL AND PRESENTATION
- 50<sup>TH</sup> ANNIVERSARY CHALLENGE COINS



**FIRE BOARD MEETING SIGN-IN SHEET**

**DATE:** 9-19-23

**PLEASE SIGN IN:**

1.	Jessica Halse
2.	Gary Martin
3.	Ang 9m
4.	Paula Berder
5.	LIVIA S
6.	Olivia Valencia
7.	Miles Lambert
8.	Todd Rexroat
9.	
10.	
11.	
12.	
13.	
14.	
15.	
16.	
17.	
18.	
19.	
20.	
21.	
22.	
23.	
24.	
25.	