

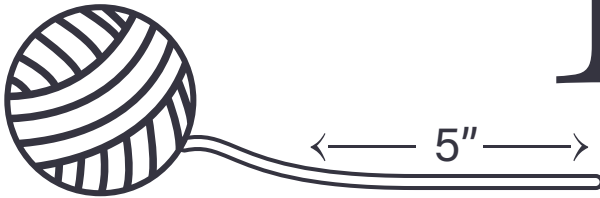
MAGNEERS

JEWELRY THAT DOES MORE

SIZING DIRECTIONS

STEP

1



GET A PIECE OF YARN 5" LONG

STEP

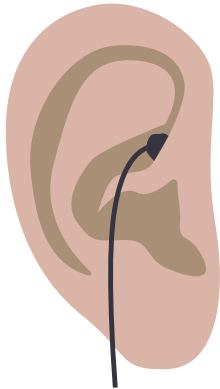
2



TIE A KNOT ON ONE END

STEP

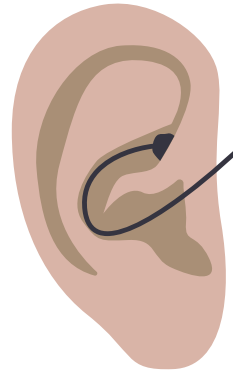
3



PLACE THE KNOT WHERE THE TOP OF YOUR MIDDLE EAR CARTILAGE IS

STEP

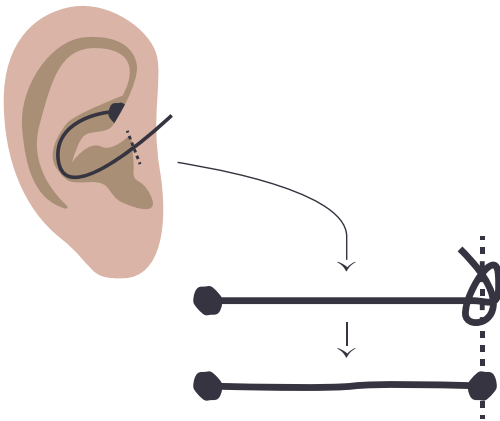
4



HOLDING THE KNOT, WRAP THE YARN AROUND THE INNER WALL OF YOUR EAR

STEP

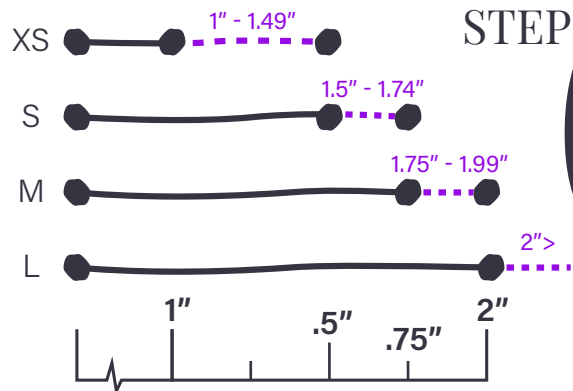
5



TIE A KNOT WHERE THE BOTTOM OF YOUR MIDDLE EAR CARTILAGE IS

STEP

6



MEASURE THE DISTANCE BETWEEN BOTH KNOTS TO DETERMINE YOUR SIZE

