



±78,000 sf immediately available with eight years of remaining of sublease term

- ±78,000 square feet of warehouse space immediately available for sublease
- Space includes five (5) loading docks and three (3) roll-up, drive-in doors
- Eight (8) years remaining on current sublease term
- Located along the Delaware River and less than five (5) miles to the Burlington-Bristol Bridge, providing access to I-95 and northern locations.
- The Betsy Ross Bridge and Tacony Palmyra Bridge are located 8-10 miles to the south, providing access to southern locations via I-95.
- Two (2) miles to New Jersey Route 130 (Burlington Pike) and 6.5 miles to I-295
- **Current OPEX and Taxes are ±\$7,000 to ±\$8,000 per month // Asking lease rate of \$4.75 psf NNN**

Get more information




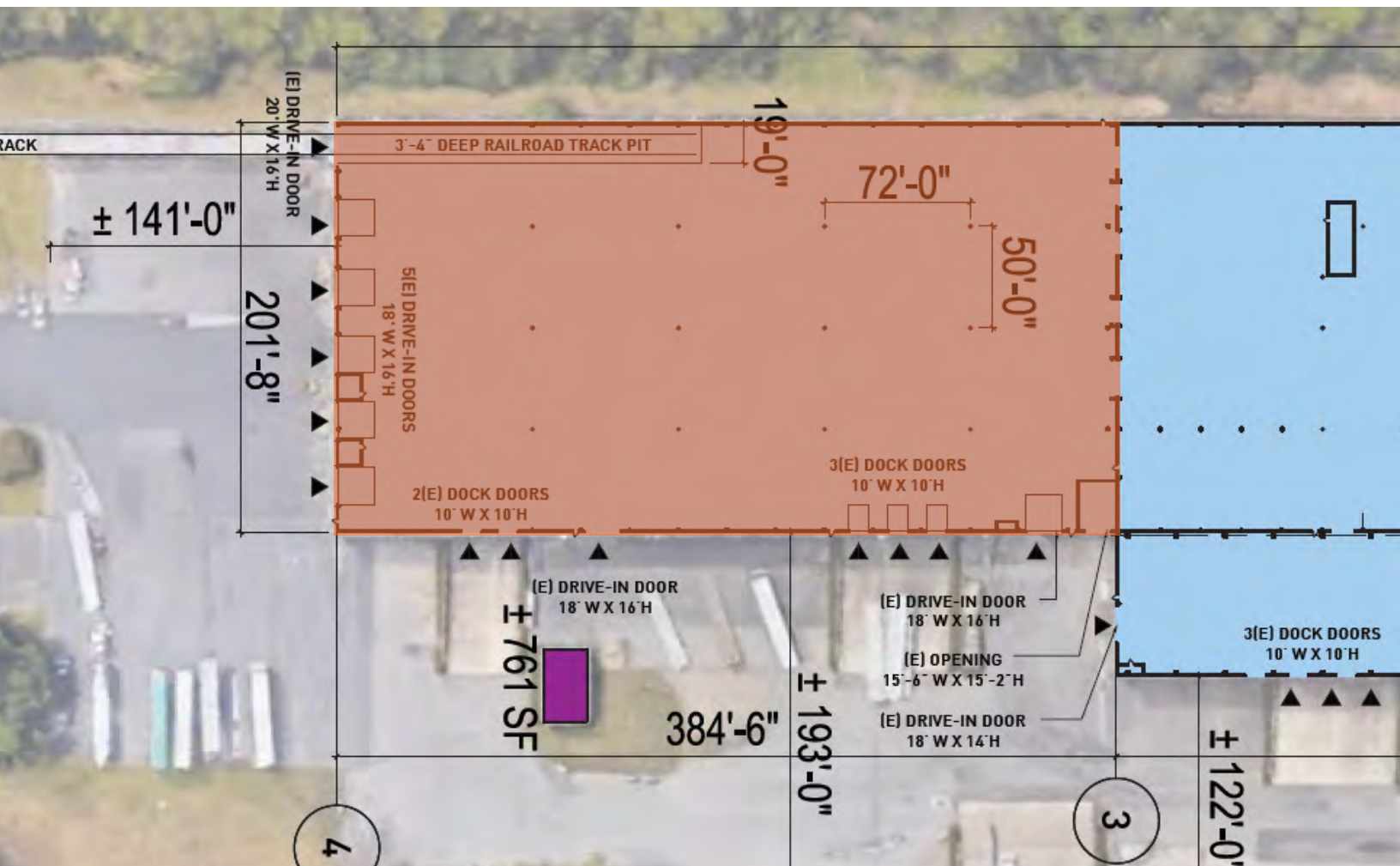
Matthew Marshall, Principal
D +1 610 557 0502
M +1 610 574 4286
matthew.marshall@avisonyoung.com

Brian Hilger, Principal
D +1 610 557 0507
M +1 610 209 2765
brian.hilger@avisonyoung.com

300 Barr Harbor Drive
Suite 150
West Conshohocken, PA 19428
+1 610 276 1080

Warehouse For Sublease

2700 Burlington Avenue
Delanco, NJ



**Get more
information**

Matthew Marshall, Principal
D +1 610 557 0502
M +1 610 574 4286
matthew.marshall@avisonyoung.com

Brian Hilger, Principal
D +1 610 557 0507
M +1 610 209 2765
brian.hilger@avisonyoung.com

300 Barr Harbor Drive
Suite 150
West Conshohocken, PA 19428
+1 610 276 1080