

Fake Artist Bio

Intro to Biennale Exhibition Main door

The real Artist

Inspiration Artist

Click on it what's the worst
that can happen ;)

Dare to dream ?

Artist Biography



Exhibition Lobby



Intro to Exhibits

The exhibits to follow are some of the artist White Roses works. That have been raved over and have been shipped to be presented for your viewing pleasures. It is unknown if White will be here in person or have a prerecorded message for you to view. Regardless of that please enjoy the art of White Rose.

About the exhibits: most of the pieces out on the floor are drawings and digital art. A few are unique and are origami or are works of art on a wood plank. There will be a description of what the arts name is when it was created and what materials were used. It will be noted that there is also a small description about the art.

Artist Biography:

Artistic Name: White Rose

Real Name: Uncertain ; suspected to be Wynn Ross or Winston Reed

Influences: Marcus Jones, Henrik Uldalen, Lemon Zhao Xiaoli, Seraflur, Eva Redamonti and Saccestry art

Education: Not a lot of information is known about this artist.

Connections: Was rumored that this artist is very confidential and limits their social circle

Back Story : There is not much that is known about this artist, not even their gender. There are a few things that are known about this artist. For example the fact that their family did not approve of this line of work. Not because of their financial necessities. But because of the materialistic value of money and the always competing nature of the parents. With no other children to share the pressure. Of competing to be the best to, be the number one and always coming up on top. Whether it be at school extracurriculars or just simple mannerisms in walking, talking and composure. One fateful day they suffered an accident where the car that they were riding in was t-boned on the highway. There was only one casualty that day, a totaled car and a dim soul. They had just started to head back from an orange grove, even though the two of them were supposed to be doing extracurriculars.

The artist and she decided to take the evening off and go to the coast and on their way there the artist had the idea of stopping at a nearby orchard. When the parents had heard the unsettling news they were horrified but they were understanding and insisted that it was an accident and it is okay. But what was unknown to them was that she did not die instantly. She had told them not to be sad and that they would meet again someday. That day the artist was no longer a 14 year old. They now didn't care about wealth and they didn't care about what place they came in in a math exam. They had more grief and guilt than what the parents had and kept insisting that it could have been avoided. After this incident they became numb and unfeeling towards anything towards money, pride or even people. This stayed unchanged as a by product of that fateful day. As the months came and went they didnt feel anything till they met someone new. Someone who had a similarity to her, someone who seeped into their routine and became part of their life. She befriended the icy monster that they had come to be, they soon started to hang out and go get lunch.

Biography Continued:

She loved painting and sketching the scenery, people, plants you name it. They began to draw with her to keep her company while gazing at the scenery and the view of the surroundings. She saw that they had picked it up pretty easily and they began to challenge each other to who could draw better and they almost always won. But chalked it up to beginners luck, nothing too eccentric. But as life is cruel to some she vanished without a trace not leaving anything to be remembered by. The sliver of light went before they knew it. Oh how they wished to know where she had gone or why she had left without a trace. So they started to draw and draw till that was the only thing that they could do ... To draw. The scenery that they had been to. The half hearted smile that she gave after they told her a lame joke.

This went on till the artist had been discovered. They posted paintings and sketches that were so life-like it was almost like looking at a photo. Her face was a pale color not a blemish in sight. Her cheeks dusted with a hint of blush, eyes that were soft despite. The fact they were brown, a brown that was the color of autumn leaves as they fell to the ground. Dark raven hair that had a rebellious nature and was messily placed in a bun with a few stray hairs that made it look elegant almost as if it was intended to be that way. Plastered all over every social media platform in effort to find her. But to no avail as the months grew cold so did their feelings.

They had started to forget what it was like when they first met and when they went on walks in the park or just walking into nature. To sketch with her and the light in her eyes and how she had a slight grin, when she saw how beautiful and detailed her sketch turned out after she was done. All of it was being lost to the sands of time never to be remembered so vividly. The artist had decided that they would start to travel the country and try to find her. The family quickly rejected any idea of having their perfect child decide to not carry out what they predestined they should do for the rest of their life. Casted aside and bringing shame to their family they were thrown out till the day that they decided to go according to their families plan.

The artist resigned and refused to continue to search for someone that clearly didn't want to be found. So they made their already anonymous persona even more inconspicuous. So no one knew their gender and they made it so that it became irrelevant to their art style. The art that they create differentiates with their mood. The artist made their debut into the art world from an urban area, no one knows exactly where they originated from or who taught them or even what art school they went to one. The art that they debuted with was simple yet elegant. Their style was original from inspiration from different artists and they used different mediums.

Biography End:

After some time they soon started to travel again. Then they came back in a frenzy. Returning to the city because of the declining health of a family member. Still declining to return to the family company and accept their predestined fate. For a while their art was bland, too unnatural it had no taste, no emotion. Naturally after being in the city and suffering the loss of that family member they became secluded and weren't accepting visitors or accepting invitations to be going to any art events. And a while later they eventually started to draw sketches and imagine what ever came to mind and gradually they. Started to enjoy art again till it was at a similar place to where they started from. A Lot of emotions, a pen and a notebook.

Appearances: This artist usually has at least two bodyguards with them even if it is at a simple art venue or show. They wear a mask that conceals their faces and wears a long cloak that is black a pair of boots that are unisex. Black pants that have no brand or visible resemblance to any. And they wear leather gloves. Now the mask is unique, it has a kind of wicked smile, or a kind smile. The mask never changes but when it is spring the clothes shoes and gloves all change from black to white. They hold eccentric parties in mysterious locations where only those who they seen fit are given an invitation and are allowed entry. These people have been selected because of their art work. They can make one reasonable request that the host must grant. It is usually a request to hold an art viewing with art from both of the artists. The second more requested thing is that they were to teach them a method of how they made a certain color, pattern, design ect.

Examples of what they wear



Lobby

Room 1 *Paracord*

Room 2 *Origami*

Room 3 *Digital*

Room 4 *Metal*

Room 5 *Wood*

Room 6 *Low Polly*

Hello and welcome. The menu on the left will take you to the beginning of the exhibit of art of your choosing.

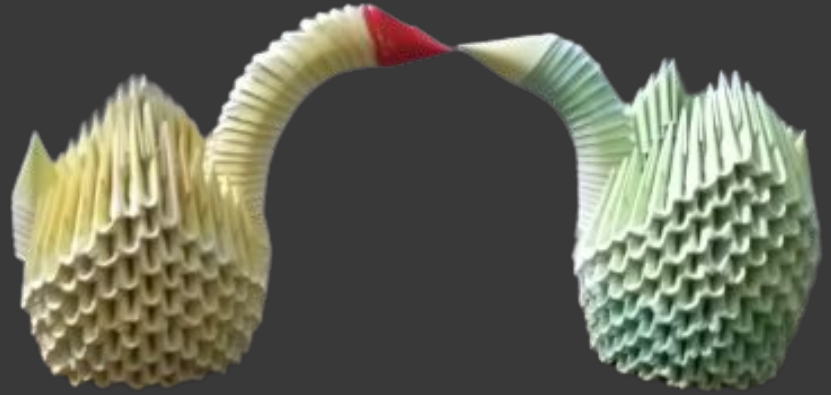
Exhibit 1 Paracord



Paracord is what I would think of as a part of the art of knot making. There are all different types of knots some are useful functional and strong and others are used for decorative purposes. Parachute cord bracelets are considered a survival tool. These bracelets are worn by survivalists, hikers, climbers, campers, or anyone who enjoys the outdoors. These bracelets become extremely handy in survival or emergency situations. Because depending how the bracelet was made when disassembled the bracelet can be about 2 yards. Depending on the type of knots that were used in the creation of making it it can be longer and it can be carried on your wrist. There are other ways of using paracord like wrapping the handle of your knife or the handle of your flashlight. The use of paracord is not only used in emergency situations you can also use it with the mix of macrame knots to make a wrap for your water bottle.

1. Now to what is presented the blue bracelet is a simple slip knot that was assembled for fun it has no real use other than being a hair tie or a bracelet.
2. The red figure is called a lucky knot it is of chinese descent. It has no specific purpose, but it is a good lucky charm and a really good keychain. It is made of only one string it is fairly simple compared to the more advanced panchang.
3. The white figure is a survival bracelet that is adjustable when fully extended it is 2 yards and 3 feet. It might not be alot but i would say that it would be better than nothing.

Exhibit 2 Origami



Origami is a Japanese artform or folding/molding paper. The art is making something that is flat into something that is 3 dimensional. In modern usage, the word "origami" is used as an inclusive term for all folding practices, regardless of their culture of origin. The original rules for what was considered origami was scissors or glue were used in the process they were not considered to be origami. Because the original origami folding patterns were about only folding paper and making the paper stay in the finished state without an elusive holding it together.

1. The yellow and green 3d cranes are very easy to make but very time consuming. The process is having to fold and cut the small papers that make up the whole bird. It didn't take long to assemble the bird maybe 2 hours and 30 min to do both.
2. The paper Lotus is not difficult to fold but it looks better when you use a big sheet of paper or use tissue paper. The process is fairly simple it just requires practice to master.
3. The paper umbrella is held together with glue. The materials to make it are two sheets of paper, glue, hot glue and a toothpick. Even though you could make the whole thing out of paper I think the toothpick is a nice contrast to the blue paper.
4. The girl in a kimono has glue yes but it does not require it there are many origami hairstyles that can be used rather than cutting individual strands.
5. The card is a gift to my mother it has no real feeling to it. I was just practicing my folding skills and making kimonos and faces. My favorite part was making the tree there is a certain satisfaction of turning a paper into something that you want it to be. The piece is made with only glue and paper. No colored pencils or pencils. It took a while to fold all of the cherry blossoms but I would say that it was worth it.



Origami Figures



Origami Butterfly




Origami Peacock



Origami Hummingbird





Card using origami leaves and paper cranes.



Origami Crane

Origami Flower Ball



Room 3 Digital Art



Digital art isn't something that i do too often it is something that i rarely do. For the reason that i can't touch the paper, i can't feel the burn when i hold the pencil or pen too long. There is something that i feel that is missing when i can't convey emotion into my art without using words.

Some digital art is easier to do than others all of the ones above are digital collages.

1. The left and the right were mostly for practice and hardly convey any meaning in comparison to the middle one. The one on the left is my favorite. There is something that is somber and lonely about the way that she is positioned. Even though the flowers are bright and colorful there is still something that makes it longing or lonesome. The one on the right is a big contrast. To the right has a happier tone and the position of her face and the charming smile makes the flowers look even better.
2. The one in the middle is about a teenage girl. She is crying because all of these people are saying things that are not kind in nature. Every word has a meaning and i will put them into context and a situation.
Do better in your classes i don't want you giving me excuses that you are tired or have no energy.
Why are you so lazy we used to go someone every weekend but now you just listen to music and draw or worst just sleep.
Stop crying! There is no reason that you should be crying no one has hurt you. You are not in any visible pain so stop it!
What do you mean you have depression? How? wait wait wait... Is this some kind of teen age thing. Wanting to have an excuse to sleep and do nothing letting your grades fall. You are faking it and using as an excuse.
The papers that are floating resembles the papers and assignments that are falling just like her.
The story is that she is trying to fight her depression but all of these people are not as willing to accept that she has become so sad that her body feels drained she cant think sometimes, feeling like she is just drifting not feeling anything being numb to emotions and situations. It looks plain without much meaning but i think with a backstory it all comes together.

Exhibit 4 Metal



Exhibit 5 Wood

1

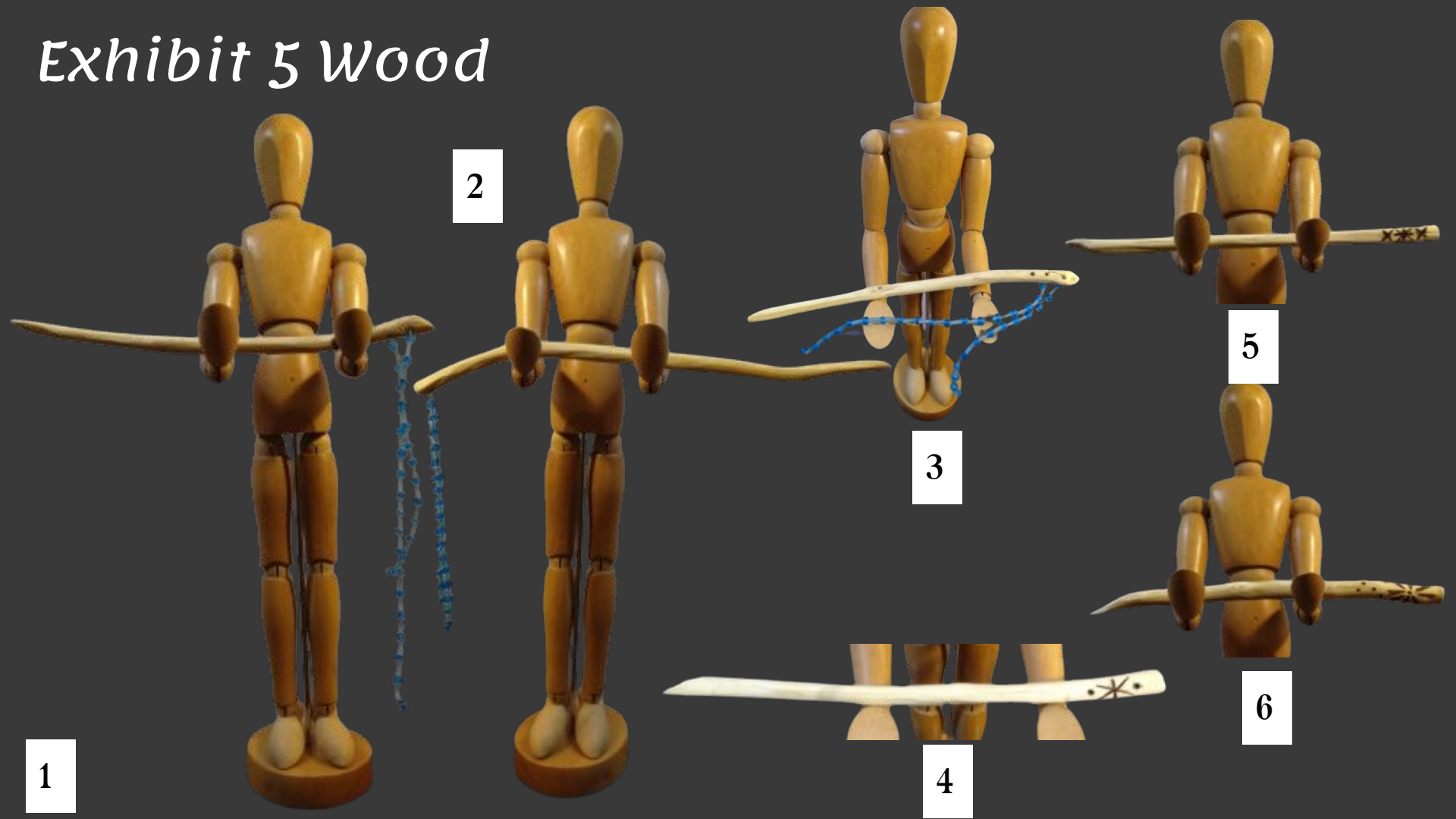
2

3

5

6


4



As a person who has long hair it is often difficult to manage. So i decided to use hairsticks and i would like to report that it works. It is fun to be able to make something that i will be wearing everyday. There are different kinds of materials that you can use like metal or wood you could also use resin if you want. I like using wood and metal because it is easily at my disposal. The process is simple i find a stick i take of the exterior layer then i wash it and let it dry.. Atr it dries i start to carve. I make a point to not force the wood to do something that it just won't do. Sometimes I burn symbols and lines into it other times i add holes to string beads into it later. The woods that i use are mesquite, apple, orange and sometimes i just don't know because i just found it on a walk.

1. *The metal ones were made for my sister or mother they have thinner hair. They are mostly for decoration if i were to use them.*
2. The wood used to make 5 and 4 are orange.they were already strait to begin with. So there was not much but to strip the outer layer and sand it a bit. The burning into the stick was just for fun and for pazazz.
3. Number 6 is an apple wood hairpin it was made for someone who has heavy hair or straight hair. Because of the curve that is placed there makes it easter for the hair to stay.
4. Number 1 and 3 are the same hairpin the purpose for two picture is to make it visible how the beads are hung and to show the curve of the stick.
5. Number 2 also has beads but it is thinner and not as polished it was actually one of my first.

Exhibit 6 low poly



There was originally three other pieces that were supposed to be on display. But due to certain things they will not be on display. The other three were a woodpecker and a blue bird and a bull head.


Low poly art is a very difficult type of art that takes a little of time to get the hang of. To me the most difficult part is to glue it. You start off with a pattern that has numbers and letters. You have to cautiously cut out the pieces. Fold the neither valley or mountain. It is a time consuming thing to do but it is something that is very satisfying to do. It is fun to have the final product be an impressive paper statue.

The tree is a desk ornament but it can also be a secret place to put candy or money because I left the bottom of the flower pot detachable it makes it easy to even hide your keys.

The missing artifacts were lost in transit but they were truly a sight to behold. The wood pecker hanging on the wall look so lifelike almost as it would fly off its post. The blue bird looked nice and fluffy but it was almost serene if only it were life size. The bull head is also missing the head was meant to be hung on the wall it was black the purpose that i had given it was to act as a protector as i slept.

Inspirational Artist

I really do like art and i find inspiration and meaning in even the little things in life. On my spare time i read comics and i also surf art profiles on instagram for art and inspiration and techniques. In one of my expeditions i found this beautiful painting that is done in pastel and it was a portrait of this girl with what looks like planets in the background. She has a moon on her cheek and i just liked the style and the colors that it was done in. Then i came across the artist and i was even more amazed about how she paints. It is something about the emotions that she expresses when she paints. Is something that makes the art look even more beautiful.



Some more of this artist



A little about the artist

Her name is Zhao Xiaoli. This artist is from China. She comes from a family of artists in Xiamen, in the Fujian province. She graduated with an art major from a university in Nanjing, Jiangsu province, then became an illustrator and opened a studio in Beijing.

Favorite Quote

每个人都有属于自己的艺术表达方式，你喜欢的并不等于我喜欢。但往往艺术与生活又是同一的，追随生活的同时，我们会发现日常点滴也可以是艺术诞生之地

Everyone has their own way of artistic expression, what you like does not mean that I like it. But often art and life are the same. While following life, we will find that every bit of life can also be the birthplace of art.



Some articles about her work

<https://www.chinadailyhk.com/article/134805#Artist-shows-garbage-is-not-rubbish>

<https://news.cgtn.com/news/2020-07-01/From-trash-to-art-Chinese-artist-rede-fines-old-items-with-paintbrush-RM4EQdywHm/index.html>



Her instagram art account

https://www.instagram.com/lemon_zhaoxiaoli/?hl=en

Behind the Mask.

Hi there I hope you liked my work it might have been a little difficult to understand but I hope you like it. Yes this is all my work and I have made all of them. I have other works that I have also made but I didn't want to make this longer than it already was. Thanks for hanging on till the end. I don't want to make this any longer but I want to say why I did and typed certain things the way that I did. For starters I wanted to make the fake artist without a gender because I myself don't like the feeling of being trapped because of my gender. Which is something that I can't change and I don't want to. But I wanted my creation to be limitless and not be bound by such a menial thing. There are things that I included about my real life into the biography and I molded the two together, but don't be confused we are not the same. I just wanted to write like how they would without having to change much from how I usually do. I grabbed bits and added others. I came up with the name because I myself like poetry more than painting, the name was made to distance themselves from what their real name is but it also is part of their identity because of their initials. I wanted it to be a mysterious and powerful figure. Now onto the exhibits they were all really more me than them because they honestly would do more painting and poetry and less hands on and folding. All of the exhibits have different fonts because the font name has something to do with the exhibit and it makes it nicer to look at. I actually forgot to take pictures of the bull woodpecker and blue bird. My aunt came to visit and she liked them so I gave it to her. Now origami has something that I have always liked to do it is something that I have made since 6th grade. I would usually make hearts, cranes, ninja stars or whatever I wanted to make. I'd leave them at the table that I was working at. The surprise and the happiness that people would show when they would see a little crane made out of chewing gum paper was amazing. It made me happy that little things could make them happy. I myself have had depression for a while in middle school I actually was in a car accident no one died but I was the closest to the impact. It was a t-bone on the highway and I was riding behind the passenger. After that happened I ended up with a scar on the corner of my lip and one on my cheek. The one on my cheek made me self-conscious still, even if it's almost gone. After the accident I didn't have anything to really make me happy and that's when I immersed myself into making more origami. And even now if you ask me to give or to make you something I probably will if I'm not numb to the word. My depression is not something that I like to talk about because I don't want to see the shocked or stunned faces of people who think that I was all good. I have my therapist and my psychiatrist so I'm working on it, but it is what it is. Anyway sorry to dampen your mood but that's all folks thanks you for reading till the end.