




Intro to Art

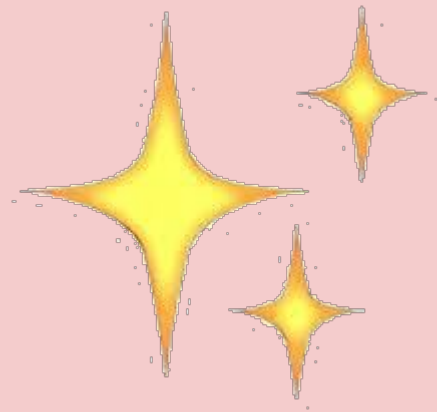
Digital Portfolio

By: Dayhani Zamora Lopez
period 3






RAPS




RAP 3: What is Beauty?




For RAP 3, we had to draw something that we think is beautiful. I decided to draw the beach.

RAP 4: The artist is a problem solver




For RAP 4, we had to draw a problem, an answer to it, and the artist who owns it. I drew a charger being plugged into an outlet.

RAP 5: What is an idea?




For RAP 5, we had to draw a an idea. It can solve a problem but it doesn't have to. I drew a rake and leaves.

RAP 6: Doodle



For RAP 6, we were able to draw whatever we wanted. Also known as “Doodling.” I drew flowers because I love them.

RAP 7: Show me what you think




For RAP 7, we had to draw what we were thinking of. I drew a river with mountains and trees.

RAP 8: A Dream is a Wish your Heart Makes




For RAP 8, we had to draw what we think “Hope” looks like. I drew a dove because to me doves look like they represent hope.

RAP 9: Draw a Barrier to Respect




For RAP 9, we had to draw an experience we had with lack of respect. I drew someone portrayed as a “dog” and being used.

RAP 10: Draw Pattern in Nature



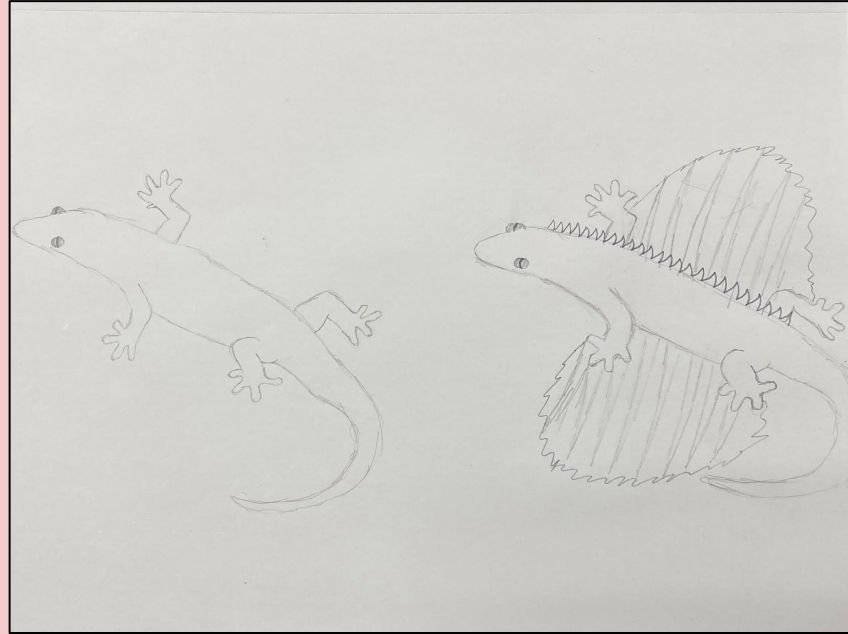
For RAP 10, we had to draw patterns we see in nature. I drew a compound leaf with flowers.

Rap 12: Copy an existing idea




For Rap 12, we had to draw an existing idea so I drew Hello Kitty

Rap 13: Turn a lizard into a dragon




For Rap 13, we had to draw a lizard turning into a dragon

Rap 14: Open a door to another world




For Rap 14, we had to draw a door to another world

Rap 16: Design a Joan Miro plush toy




For Rap 16, we had to draw a Joan Miro plush toy and color it

Rap 22: Draw human weakness




For Rap 22, we had to draw human weakness so I drew a girl being weak and not being able to get out of the box

Rap 24: Draw Euphoria



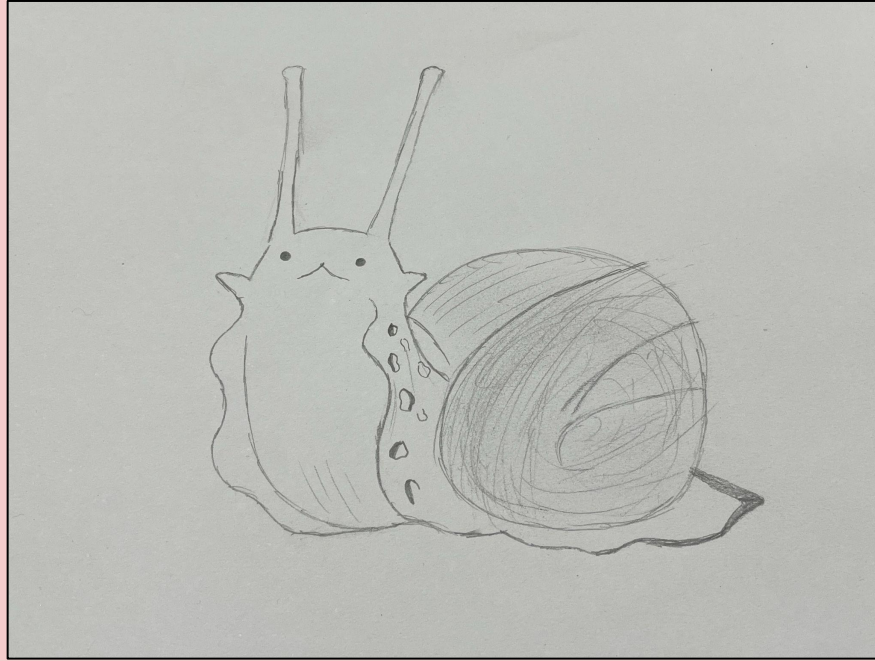
For Rap 24, we had to draw Euphoria so I drew bubbles with happy faces

Rap 25: Draw Dysphoria




For Rap 25, we had to draw Dysphoria so I drew a girl crying

Rap 27: Draw something elaborate



For Rap 27, we had to draw something elaborate so I drew a snail

Rap 28: Draw your personality

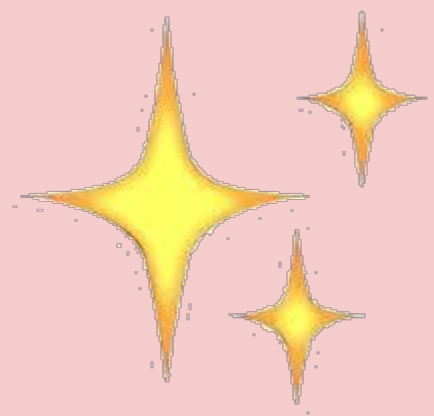



For Rap 28, we had to draw our personality so I drew butterflies cause I'm my own free person, lollipop cause I'm sweet, and plushie cause I'm very friendly

Rap 31: Draw a throne




For Rap 31, we had to draw a throne



ART


PRODUCTION

ART PRODUCTION: Snowglobe



For this Art Production, we had to draw a snow globe but we could only draw it the way we saw it.

ART PRODUCTION: SHANTELL MARTIN



For this Art Production, we had to do a Shantell Martin drawing

ART PRODUCTION: Exquisite Corpse Figure





For this Art Production, we had to draw an Exquisite Corpse Figure out of body parts from a group activity we did.

ART PRODUCTION: Exquisite Corpse Collage





For this Art Production, we had to make an Exquisite Corpse out of magazine cutouts

ART PRODUCTION: Shape Figures (geo & org)



For this Art Production, we had to draw an organic and geometric figure

ART PRODUCTION: Shape Figures (watercolor)





For this Art Production, we had to draw and color our shape figures using oil pastels and watercolors

ART PRODUCTION: Joan Miro Painting



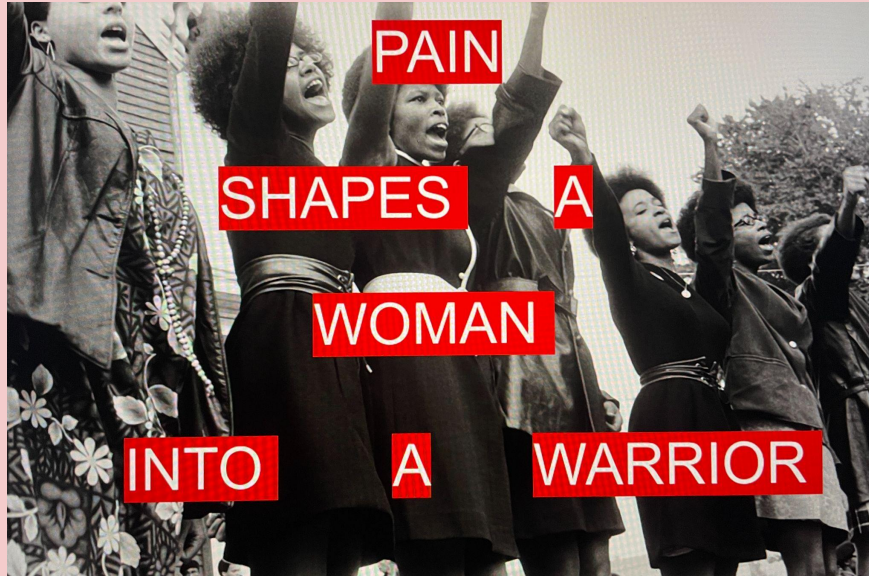
For this Art Production, we had to do a Joan Miro inspired painting

ART PRODUCTION: Blackout Text




For this Art Production, we were given pages and we had to create a meaningful sentence with the words

ART PRODUCTION: Barbara Kruger




For this Art Production, we had to copy Kruger and make our own piece

ART PRODUCTION: Saul Steinberg Bag Mask




For this Art Production, we were given a paper bag and we had to draw a face on it to represent a “mask”

ART PRODUCTION: Christmas ornament



For this Art Production, we were given an ornament and we had to cut a face and glue it on



Nearpods

