

An impressionist painting of a bouquet of flowers, featuring vibrant reds, oranges, yellows, and greens, rendered with visible brushstrokes and a textured surface. The background is a warm, reddish-brown hue. The painting is the background for the entire slide.

# Intro to art

# Digital Portfolio

By: Laura Del Corvo  
Period: 5

# Portfolio Table of Contents

01 - Raps

02 - Art Production

03 - Nearpods

# Raps




## Rap 32 - Draw your favorite part of vacation



For this rap we had to do a drawing of our favorite part of vacation. I drew a ski lift and some people skiing in the snow. I drew this because during my winter break I went to go skiing with my family.

## Rap 33 - Draw an obstacle



For Rap 33 we were supposed to draw what we think is our obstacle. I chose to draw a car because driving and having a to pay for a car is an obstacle of mine that I have to overcome.

## Rap 34 - draw happiness



For this Rap we had to draw something that makes us happy or something that reminds us of happiness. I decided to draw a dog because I have 3 dogs, they make me very happy and I love them. Everytime I think of them they remind of what happiness is.

## Rap 35 - Draw form



For Rap 35 we had to draw form and make shapes to make it look real and 3d using shading and other materials. We had an example of what to do so I drew a person shadow that looks normal until it gets a life of its own no longer following the body's shadow.

## Rap 36 - Draw a book that inspired you



For this rap we had to draw a book that inspired us and that changed our view on things. I decided to draw to draw the book "It Ends With Us" because it really changed my view on relationships and what is healthy and what isn't.



## Rap 37 - Draw your dream




For Rap 37 we had to draw our favorite dream and what we saw in it. I chose to draw a waterfall with a forest behind it, because I had this dream and I loved the way it looked and all the details it had in my dream.

## Rap 38 - Draw water circulating



For Rap 38 we had to draw water circulating, such as water droplets, waves, and/or the rain. I decided to draw a surf wave because it reminds of the word water circulation.

## Rap 39 - Draw your poison



For this rap we had to draw our weakness, or our poison. I decided to draw dead trees because climate change really scares me and is my weakness.

## Rap 40 - Draw a stairway to heaven



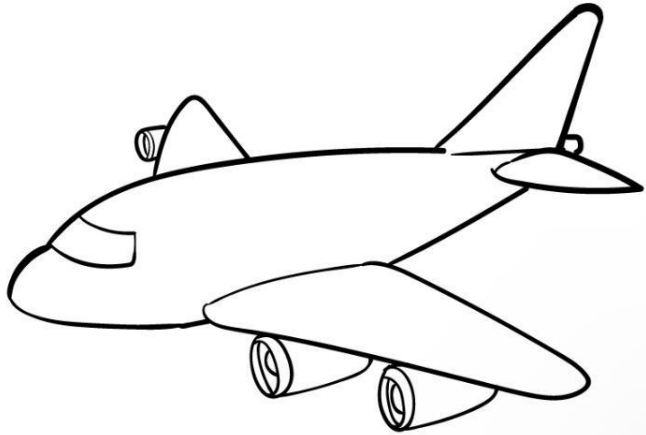
For this rap we had to draw what we thought was our description of heaven and we thought would be at the top of the stairs.

# Rap - 41 Draw a galaxy



For this rap we had to draw a galaxy, all the shadows, the stars, the planets, the milky ways everything.

## Rap 42 - Draw a flying machine



For this rap we had to draw a flying machine. I decided to draw an airplane because I think it's a very important flying device that helps us a lot.

## Rap 43 - Draw a valentine using positive and negative



For this rap we had to draw a valentine using negative and positive space. We used scratch foam and drew whatever we wanted to.

# Rap 44 - Design a machine to dispense dreams



For this rap we had to draw a machine that dispenses our dreams and decides what dream we are gonna be having.




## Rap 46 - Draw you at your strongest




For this rap we had to draw ourselves at our strongest and i decided to draw myself now in the present. I did this because I feel like i've grown a lot.

## Rap 47 - Draw a building by Frank Gehry




For this rap we had to research about the artist Frank Gehry and draw one of his famous buildings.

## Rap 48 - Draw a life saver



For this rap we had to draw the candy lifesaver and use shadows and value scales to draw it accurately.

## Rap 49 - Draw an object with dots



For this rap we had to draw an object with dots in order to recreate and get ideas from famous artist, Yayoi Kusama.

## Rap 50 - Propose a starbucks tumbler design




For this rap we had to design a starbucks cup to our liking and propose it to tumbler.

# Rap 51 - Draw communication between a dog and cat



For this rap we had to draw communication between a dog and a cat. We had to include what they would say and where it would take place.

## Rap 52 - Draw a real seashell



For this rap we had to draw a real seashell including its shadows and its actual size.

## Rap 53 - Draw another real seashell



For this rap we had to draw another real seashell including its shadows, actual value size, and its dimensions.



## Rap 54 - Draw your favorite album cover



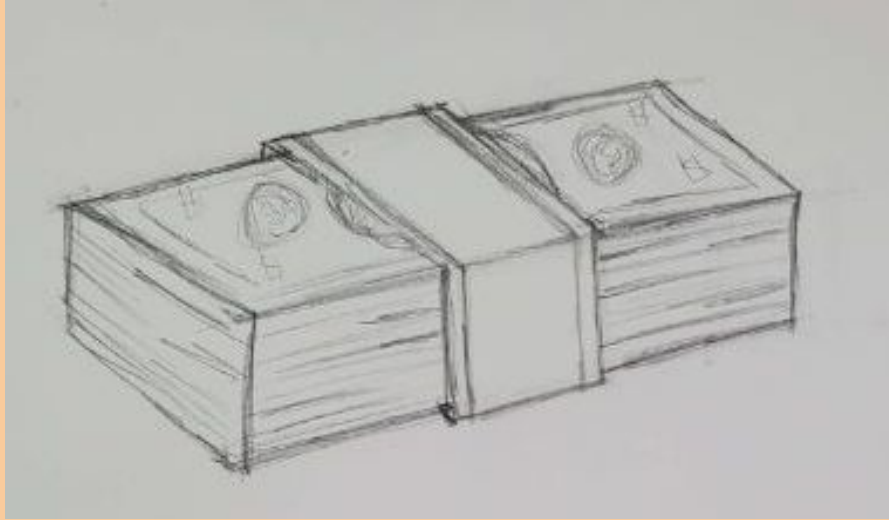
For this rap we had draw our favorite song album. I chose to draw odisea by osuna because I love his music and his cover art.

## Rap 55 - Draw an Audubon Bird




For rap 55 we had to do draw an Audubon bird that we liked and thought was pretty.

## Rap 56 - Draw something you can't live without



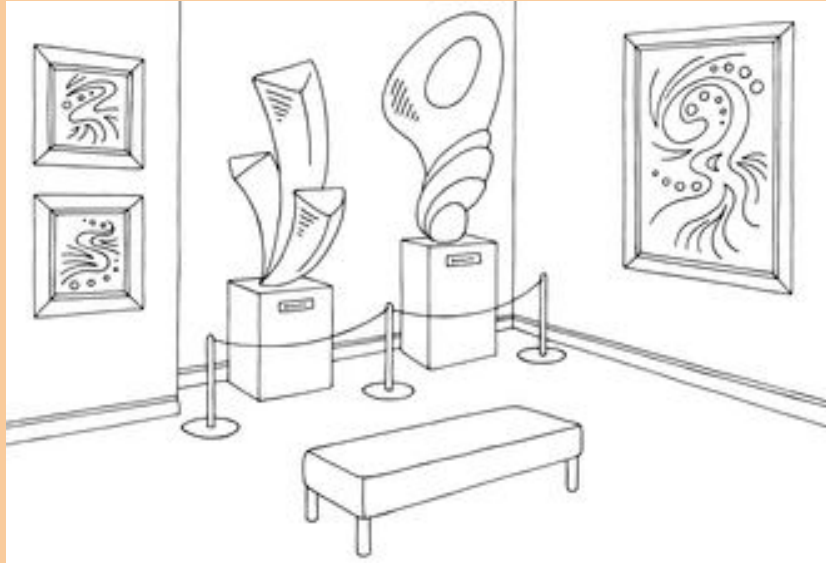
For this rap we had to draw something that we cannot live without i chose to draw money because the world revolves around money.

## Rap 58 - Woodpecker tongue



For this rap we had to draw the tongue of a woodpecker and show how actually long it is.

## Rap 60 - Purpose of art



For this rap we had to draw what we thought the purpose of art is I decided to draw someone staring into another wall of art while thinking about their feelings.

## Rap 61 - Object with animal



For this rap we had to unite an object with an animal so i decided to unite a banana with a whale because they have similar shapes.

## Rap 62 - Who is in your head?



For this rap we had to draw the thing or object that lives in our head that represents us.

# Rap 63 - Money with Idol



For this rap we had to draw a dollar bill n draw our idol with it I decided to draw nicki minaj because i love her music and she is my idol.



## Rap 64 - Totoro drawing



For this rap we had to draw a version of totoro and draw him with lots of details.

## Rap 65 - Totoro implied art



For this rap we had to draw a version of implied form of totoro meaning showing implied texture that isn't there.

# Art Production



## 3D Sphere with charcoal



For this assignment we had to draw a sphere from what our eyes see. We also had to draw the shadows, the colors. We took 3 days to finish and I think it was fun.

## 3D Cylinder toilet paper roll



For this assignment we had to draw a toilet paper roll in a 3d shape. We had to draw it from what our eyes see in real size. We had to choose the correct shadows, shapes, and colors.

# Texture hand



For this assignment we had to trace our hand and add textures and create textures to make it more interesting.

# Fruit drawing



For this assignment we had to draw a fruit from our perspective in real size.