



Intro To Art: Digital Portfolio

By Lily Davtyan
Period 4



RAPS:

Rap 1: What tools do you have to create art?

For rap 1, the task was to draw supplies and tools that are used everyday to create art. I illustrated a ruler, glue, calculator, paint pallet with a paint brush, pencils, scissors, notebook, and colored pencils.

Date: 8/29/22



Rap 2: What does it mean to be a mark maker?



For rap 2 I drew how I visualized making my mark in life. There is a dog sitting on a paddleboard in a tropical location with a plane in the sky, because I want to always travel and bring my future dog with me.

Date: 8/31/22

Rap 3: What is beauty?



Rap 3 the task was to draw anything I consider beautiful. I consider a bouquet of flowers beautiful because it comes with many different colors from nature.

Date: 9/14/22

RAP 3


Rap 4: The artist is a problem solver



For this rap, the task was to draw a problem that has been solved. I decided to illustrate a map from when the first map was invented. When someone doesn't know how to get to their destination, they can look at the map, and their problem is solved.

Date: 9/6/22

Rap 5: What is an idea?



For rap 5, the task was to draw an idea that can solve a problem. This is a drawing of someone learning something new.

Date: 9/8/22




Rap 6: Doodle.

For rap 6 I doodled a giraffe and a lion sharing a banana tree in the wild. This is my automatic drawing because I thought about animals, so I used doodling as a tool to draw this.

Date: 9/14/15



Rap 7: Show me what you think.



Rap 7 is to draw something I'm thinking about, want, remember, or anything I'm thinking about. The first thing that came to mind was winter. We're getting closer to winter and soon the weather will get colder.

Date: 9/16/22

Rap 8: “A dream is a wish your heart makes.”



For an interpretation of my dream I decided to draw a golden-doodle puppy because It's one of the things I would like to have.

Date: 9/20/22

Rap 9: Draw a barrier to respect.



For rap 8, the task was to draw a lack of respect I see or have experienced. I drew a man throwing his empty drink on the sand of the beach, even though there is a recycling bin ahead of him. Littering is not good for the sea animals in the ocean.

Date: 9/22/22

Rap 10: Draw pattern in nature.



For rap 10, I illustrated bees because they are an important part in nature. Bees play a huge role in agriculture and can create medicines, provide food for wildlife, and help plants grow.

Date: 9/27/22

Rap 11: Draw something invisible



RAP 11 9-29-22

For Rap 11, the task was to draw anything I can think of that is gone, imaginary, or invisible. I drew a half eaten strawberry to show that half of the strawberry isn't there and it will never come back, so its invisible.

Date: 9/29/22

Rap 12: Copy an existing idea.



For Rap 12, the assignment was to draw something I think is cool or inspires me so I illustrated a train over a bridge. Trains are cool because they're another transportation way to get to somewhere.

Date 10/3/22

RAP 12 10-

Rap 13: Turn a lizard into a dragon.



In rap 13, I turned a lizard into a dragon. This animal is a lizard at the forest that is suddenly transforming into a dragon. His lizard body started becoming huge and he started to grow wings. His facial expression shows how scared he is.

Date: 10/5/22

Rap 14: Open a door to another world.



Rap 14's task is to open a door to another word. I decided to draw a person opening a door and seeing outer space.

Date: 10/10/22

Rap 15: Draw a Juan Miro' Story.

For rap 15, I looked at Juan Miro's artwork and copied one his painting. This painting turned out to be an unknown figure with organic shapes.



Date: 10/12/22

Rap 16: Design a Juan Miro' inspired plush toy.



For rap 16 I designed a plush toy inspired by Juan Miro's art. Juan Miro uses bright colors and geometric shapes in his paintings, so I decided to make my plush toy colorful with geometric shapes.

Date: 10/25/22

RAP 16 10-25-22

Rap 17: Write a message in “mirror” script.

Happy

Halloween

For Rap 17, the task was to create a mirror script to put on the classroom door. I chose the words “Happy Halloween”.

Date: 10/28/22


Rap 18: Draw a tree's branch system.



In rap 18, I drew a tree's branch system with the trunk being equal to the tree's branches. Underground, is the tree's branch system/roots.

Date: 10/21/22

Rap 19: Draw a conversation.



For rap 17, the task was to draw any form of conversation. I drew two friends. The one with the hat is telling her friend amazing news, while the other friend is shocked.

Date: 10/25/22


Rap 20: Draw power.



In rap 20, I drew what power looks like to me and how I or anyone in the world can have power. The hand coming out of the earth is holding a magic wand to show power.

Date: 10/27/22


Rap 21: Draw a skeletal bone.



This is my drawing of a skeletal bone for rap 21. After looking at a bone figure provided, I drew the shadows, textures, size, and colors that I saw.

Date: 10/31/22


Rap 22: Draw a human weakness.



Rap 22's task was to draw a human weakness. A common weakness is jealousy, so I drew what jealousy can look like. A teammate is jealous of her teammate that won.

Date: 11/1/22

Rap 23: What is a mask?



An example of what a mask is, is when a superhero covers his entire face with a mask so no one knows who he is. He goes around town saving people with a designed mask that goes with his suit.

Date: 11/4/22

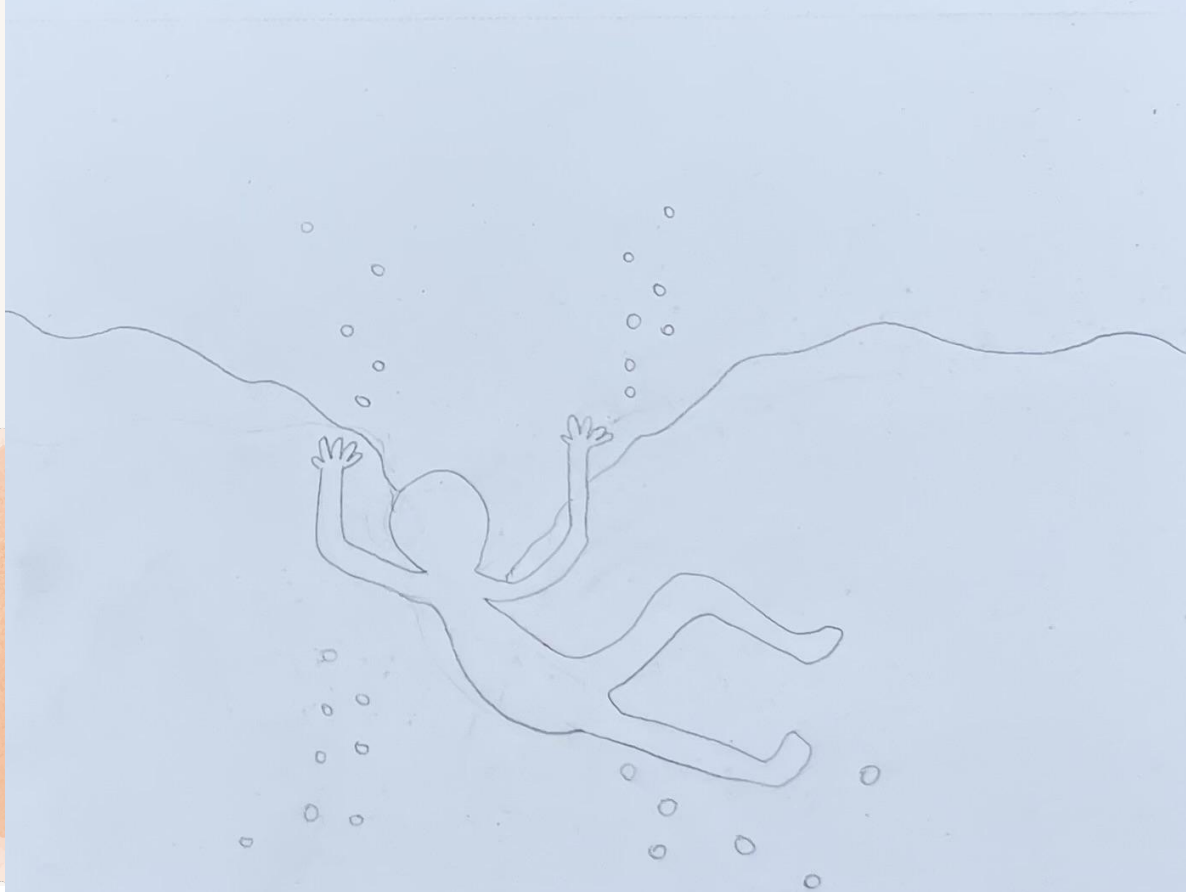
Rap 24: Draw Euphoria



For rap 24, we had to draw a state of intense excitement and happiness. I drew flowers and sunshine.

Date: 11/10/22


Rap 25: Draw Dysphoria



For rap 25, the task was the to draw the opposite of Euphoria, which is dysphoria. Dysphoria is a state of unease and dissatisfaction with life. I illustrated a man drowning in water.

Date: 11/13/22

Rap 26: Draw happiness helping sadness



For rap 26 I drew a cheerful friend that is giving her sad friend a present to cheer her up.

Date: 11/15/22

Rap 27: Draw something elaborate.



For this rap I drew a tea cup as something elaborate because most teacups are fancy, decorative, and very Fragile. Teacups also have elaborate detail, so I illustrated a tea cup with different prints and designs.

Date: 12/29/22

Rap 28: Draw your personality



Rap 28 is to draw your personality. I decided to draw a deer at the forest to show adventure.

Date: 12/8/22

Rap 29: Solve darkness with light.



For rap 29, the task was to illustrate the way light solves darkness. The street lights in this picture are solving darkness because they give light for the cars and people in the streets to see, when it is nighttime.

Date: 12/8/22

Rap 30: Draw quality education.



For rap 30, I drew a violin because I think instruments are quality education. It takes time and practice to learn the notes of an instrument. Playing an instrument can strengthen your memory power, improves your musical skills, and enhances your coordination.

Date: 12/8/22

12/8/22 Rap 30

The background features a light beige base with several watercolor-style washes in shades of orange, red, and pink. On the left, there is a vertical orange wash. In the upper left, a large, soft-edged pink wash is present. On the right side, a prominent, thick, pink scribble is drawn, resembling a stylized letter 'B' or a series of loops. In the bottom right corner, there is a faint, white, concentric circular pattern.

Art

Production:

Date: 8/23/22

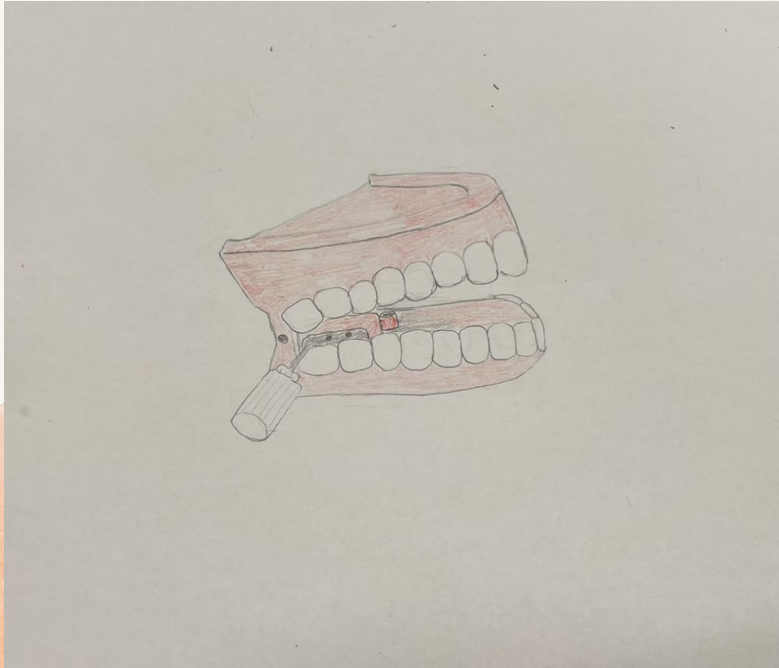
Snowglobe 2D and 3D



This my drawing of the New York snowglobe. I did my best to include every detail from the snow globe to make my drawing look like a snowy day in New York. My drawing is in 2D and the photo of the snowglobe is 3D. The difference between these two is that 2D is flat, 1 sided, with 2-dimensions. 3D includes sides, corners, pops out, with 3-dimensions. Teaching my eyes to see means to look out for details from different angles and perspectives.

Date: 8/25/22


Pandora's Box



We played a game like pictionary as a class to try and guess what item is inside the pandora's box by asking questions. The item was a mouth wind up toy, and so that's what I illustrated with detail and the color red. this game taught us to ask descriptive and useful questions to find the right answer.

Date: 8/29/22

Shantell Martin




This is an artwork I made inspired by Shantell Martin, as she uses lines to tell a story through her artwork. I noticed Shantell Martin uses a lot of eyes in her artwork so I did the same thing.

Date: 8/31/22

Watchama draw it.



For this art production we teamed in groups of 4, then we passed the paper to the right until 4 drawings were completed.



Exquisite corpse in line

After folding a paper into 4 equal parts, I created a surrealist figure. To create an imaginary figure, I drew a penguin head for the top of torso, a peanut for upper torso, an umbrella for the lower torso, and a tricycle for base of torso.

Date: 9/6/22

Exquisite corpse in collage

In this art production, I created a collage by folding my paper into 4 equal parts, then using images from magazines to create a unique figure.



Lily Davtyan, Period 4, 9-14-22


Date: 9/14/22

Shape Figures: Geometric vs Organic Shapes




This is shape figures inspired by Juan Miro. To the left is an organic shaped figure and to the right is a geometric shaped figure.

Date: 9/29/22




Shape figures: Pastel and Watercolor



The shape figures are now painted with watercolor. The left is the organic figure and the right is the geometric figure.

Date: 10/10/22



much. She was indeed lovely, with luminous blond hair. Immediately Holmes deployed his tools of seduction, his soothing voice and touch, and frank blue gaze.

He bought her flowers and took her to the Timmerman Opera House down the block. He gave her a bicycle. They spent evenings riding together on the smooth macadam of Yale and Harvard streets, the picture of a happy young couple blessed with love and money. "White pique hats with black watered-ribbon bands and a couple of knife-leathers set at the side are the latest novelty for women cyclists," the *Tribune's* society column observed. As Emeline became more accustomed to her "wheel," a term everyone still used even though the old and deadly hub-wheeled bicycles of the past had become thoroughly obsolete, she and Holmes took longer and longer rides and often rode along the willowed Midway to Jackson Park to watch the construction of the world's fair, where inevitably they found themselves among thousands of other people, many of them also cyclists.


On a few Sundays Emeline and Holmes rode into the park itself, where they saw that construction was still in its early phase—a surprise, given the rapid onset of the fair's two most important deadlines, Dedication Day and Opening Day. Much of the park was still barren land, and the biggest building, Manufactures and Liberal Arts, was barely under way. A few buildings had advanced at a far greater pace and appeared to be more or less complete, in particular the Mines Building and the Woman's Building. There were so many distinguished-looking men in the park these days—statesmen, princes, architects, and the city's industrial barons. Society matrons came as well, to attend meetings of the Board of Lady Managers. Mrs. Palmer's great black carriage often came rearing through the fair's gate, as did the carriage of her social opposite, Carrie Watson, the madam, her coach distinctive for its gleaming white enamel body and yellow wheels and its black driver in scarlet silk.

Emeline found that riding her bicycle was best in the days after a good downpour. Otherwise the dust billowed like sand over Khartoum and sifted deep into her scalp, where even a good brushing failed to dis-

Blackout Text

For this art production I took two pages from articles. For the one on the left, I made a sentence and designed a picture to match the sentence. For the one on the right I blocked out everything except for the sentence I created.

Date: 10/12/22



Miro Painting



This painting I made is inspired by Juan Miro's Artwork and his artwork tells a stories. The story I created shows two people hiking up to enter a forest with wild creatures.

Date: 10/17/22





Go


For

It

Copy Kruger


This is an art produced inspired by Kruger's designs. I chose a photo of children doing daring things, and over the photo I have the words "go for it" to show that you should just go for it.

Date: 1/2/22



Mask

This art production is to create a mask using a brown paper bag, inspired by Saul Steinberg. The mask is supposed to cover the face with a creative cover. The mask I created shows a very joyful face.



Date: 11/10/22

3D collage portrait: A christmas tree ornament about you.



For this art production, I created an ornament for a christmas tree that represents me. This ornament represents me because I like the snow.

Date: 12/9/22

