

Digital Portfolio

S.A.
Per.3

1. NEARPODS


2. RAPS

Rap # 32 - The Best Part of My Vacation



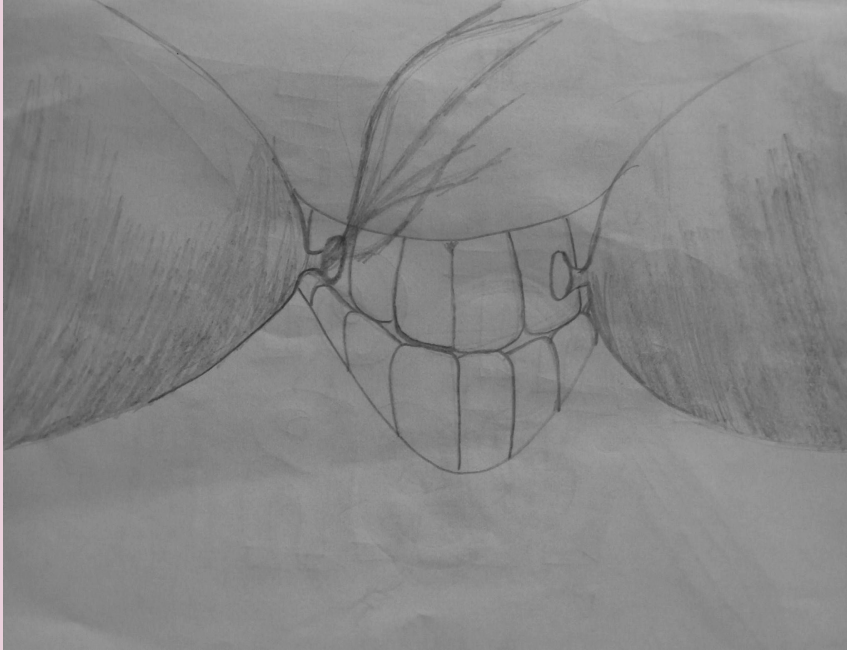
To me the best part of my vicassion was my birthday. This drawing shows the light source coming from the top right corner. As I drew I tried to imagine the light shining in my living room. As well as looked at a Pictures online to learn from.

Rap # 33 - The Answer To An Obstacle



The answer to an obstacle is adaptation and simulation. Not to all the obstacles but it is good to adapt. As did my drawing that adapted and changed from flowers to a whole universe because of fly away circular pollen.

Rap # 34 - Cheerful



My drawing represent being cheerful. The balloons are the expanding cheek that cause the smile to get bigger. It inhales air definitely expanding and giving the person smiling cheek cramps.

Rap # 35 - Me And My Cast Shadow But The Shadow As A Monster



The image demonstrates the light source reflecting different shadows on the walls behind the me. The monster are diverse going from one eye monsters to monsters with wings and tentacles. As well as monsters with sharp claws.

Rap # 36 - A Book That Inspired



This drawing is a book that was inspiring the Art Of War. My drawing has some of the tools used in war such as the spears, swords and the bomb smoke.

Rap # 37 - My Favorite Dream




My favorite dream is to score comes from a person always missing that trash can in class. I'd myself would also like to score anything from airplanes, and balls of trash into the trash cans. I drew the paper plane taking flight aiming to the can that represent the basketball hoop waiting for a triumph.

Rap # 38 - Water Circulating




My image replicates the form of a wave of water. Alongside its water droplets that separated from the water in movement. My drawing is in form of a wave plashing as it move on by.

Rap # 39 - What's your weakness?




My weakness and love is music. I drew an old speaker that looks very similar to one I had home. I can recall getting complaints from neighbors because of how loud my brother would play it. With the help of a value scale I used many shades to give the speaker life.

Rap # 40 - A Stairway To Heaven




In my drawing I used different shades to give my clouds shape. As well as light to my doors. I drew the blinding light that I imagine will be in heaven and the large doors opening the heavin.

Rap # 41- A Galaxy



My galaxy exist through different values that vary from dark to light. I gave my galaxy and planets different looking textures and shades. Some stars were also included.

Rap # 42 - A Flying Machine



In my flying machine I used the darkest shade on the corners of my balloon to give it a fluffy and round effect. I also tried to give it as many details on the ropes and its scoop. The bag on the side also had texture.

Rap 43 -A Valentine's Day Positive And Negative Space



My Valentine's Day card includes mirror script and the use of positive and negative space. My first try didn't come out mirror until I wrote the words backwards. The rose was the challenging of all but overall I liked my result.

Rap 44 - A Machine To Dispense Dreams



My machine has different light sources shining off the top of the machine as well as light sources shining off the loops. My inspiration was a gumball machine with little spheres that represent the dreams being dispensed and fixed as they pass the loops on their way down.

Rap 45 - A Comic Story




My comic story is a mom joke that takes place in the woods. Big and strong scouts are talking about being prepared for emergencies reviewing calls to help each other out. Their call for emergencies is mom. Ironic because they are strong and very independent men. The man talking about calls is also portrayed as a bird because birds like to sing and make loud noises.

Rap 46 - Me When Or Where I Am The Strongest




In my rap I tried to give the rain clouds a fluffy form by shading and giving it texture. Answering the prompt, I believe that I am at my strongest during times I am at my most sensible and that is when I am alone and face circumstances that challenge me that I can surpass on my own.

Rap 47 - A Building By Frank Gehry



In my illustration I tried to incorporate as many details as I could about the buildings including the lines that make it look like the building is in movement. I also tried to make the building windows look transparent to be able to show the inside of the complex. The top of the microphone was also very detailed with several lines and shades.

Rap 48 - Draw A Life Saver



In my illustration I incorporated form making it look like the life saver has height and depth. Over all it came out a bit leaning but with as much detail as I could pick up from the life saver its self.

Rap # 50 - A Starbucks Tumbler Design




My tumbler is christmas related demonstrating the Grinch's hairy arms and lined details most tumblers have. An small christmas tree and the grinch's pet was also included at the bottom of the tumbler. It also has several snowflakes that add to the christmasy vibe.

Rap # 51 - Communication Between A Dog And A Cat




My cartoon displays movement between the dog and cat as well as their fur. The dog is panicking because of the person walking by as the cat is busy making mischief.

Rap # 52 A Real Seashell




My first seashell demonstrates line work and different patterns as well as shadings. I tried to add as much detail observed in the real sea shell. As well as the dark spots in the sea shell and the bottom shading.

Rap # 53 Another Real Seashell



My second seashell demonstrates different line movements and spikes giving my shell a spikey form along with various shadings. Various lines and patterns make the seashell look round and pointy.

Rap# 54 - Your Favorite Album Cover



My favorite album cover consisted of different textures that make the clouds and trees look realistic. The static on the tv is also an important detail as well as the sand and sand castle on the floor. The sky is different shades to represent the colors.

Rap #55- An Audubon Bird




My Audubon bird portrays its fluffiness and its stretchy skin. I tried my best to take as many details from the original drawing into my drawing. I tried to draw the folds in its skin and stretchy skin that it uses to catch the fish.

Rap # 56 Something I Cannot Live Without



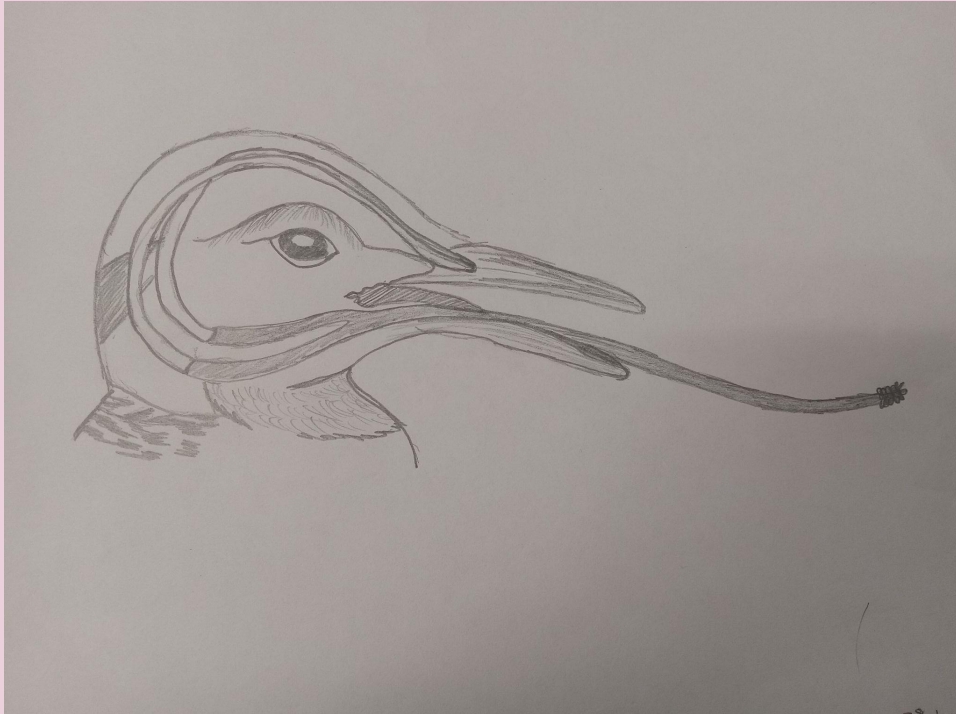
Something I cannot live without is both my siblings and my hair. I tried my best to draw the hair using different shades to make it look realistic. Strands of hair are drawn and the details and creases form their shirts. The lines in the bottom of their shirt to the dots pattern is drawn.

Rap # 57- Stairwell Graphic For NAHS



In my stairwell graph I includes NAHS mascot and it foot prints to demonstrate puma support. I skipped the actual step and only left the drawing to the side of the stairs.

Rap# 58- The Tongue Of A Woodpecker




The tongue of a woodpecker shows a few different textures and the tiny bumps on the end of its nose. Its head structure is also feather details are also included. Their beak is detailed with darker shades to show its bumps.

Rap # 52- Superhero with color power




My superhero is full of color from her hair to her suit. Dark lines were added to give both of them texture and value. Her super powers also consist of colors. In her case the colors come from her fingers as a type of laser that goes from one color to another.

Rap# 61- United Object With Animal



My united animal consist of a rhinoceros united with a ship. The ship has many details that vary from the nets and sails. I tried to give the windows and the rhinoceros skin detail like the one around his eye. The wood pattern of the ship is also included

Rap# 62- Draw Who Is In Your Head




I drew band that is constantly playing in my head. I am just waiting for the rodeos to come around. The musicians have their hats and their instruments. I included the chains and mustaches along with their beard. I also included hair coming out of the side of their hats. Overall I tried to make them look as realistic as I could.

Rap#63- Draw Money With Your Idol



In this rap I drew tweety cartoon character painting. She is painting the dollar bill herself with splashes all over the bill. I made the bill as colorful as I could and used her original colors and a few extra colors for her painting outfit.

Rap #64- A Version Of Totoro



My version of Totoro consist of the same colors he normally has. With an inclusion of a leaf that he is holding. The drawing is very simple but full of color. There are darker shades that make it look like he has fur and darker shades on the leaf for texture as well.

Rap#65- Totoro Implied Texture Art



For my implied texture I accidentally used 6 different stitches because I misunderstood the instructions. I do think that it came out nice with the mistakes done because it added different textures to my Totoro.

Rap#66- 6 Embroidery Stitches & 1 Fill




My six embroidery stitches included some french knots, straight stitches, chain stitches, stem stitches, running stitches, and a fly stitch a criss cross stitch as well.

Rap#67 A Vygotsky Moment



My Vygotsky moment was during a Vygotsky day. I really enjoy the days she gives us to catch up on her work. It is very relaxing and fun while she plays music or a video. My image shows me sewing my Totoro. Another assignment that I really enjoyed.

Rap#68-My Voice



My voice is interpreted in many shapes and colors. Swirls that get tangled between two languages. There are spikes for words spoken with truth and circles for words spoken with serenity. The squares are the words said with humor.



Rap#69- A Portrait





My portrait is full of different colors and shapes. There is different hair colors and shapes that were not intentional. Whatever was left from my scraps was glued down in different places to contradict the color that was there first. It was also to give shape and texture.

3. ART PRODUCTION

Notans




Landscape




Texture



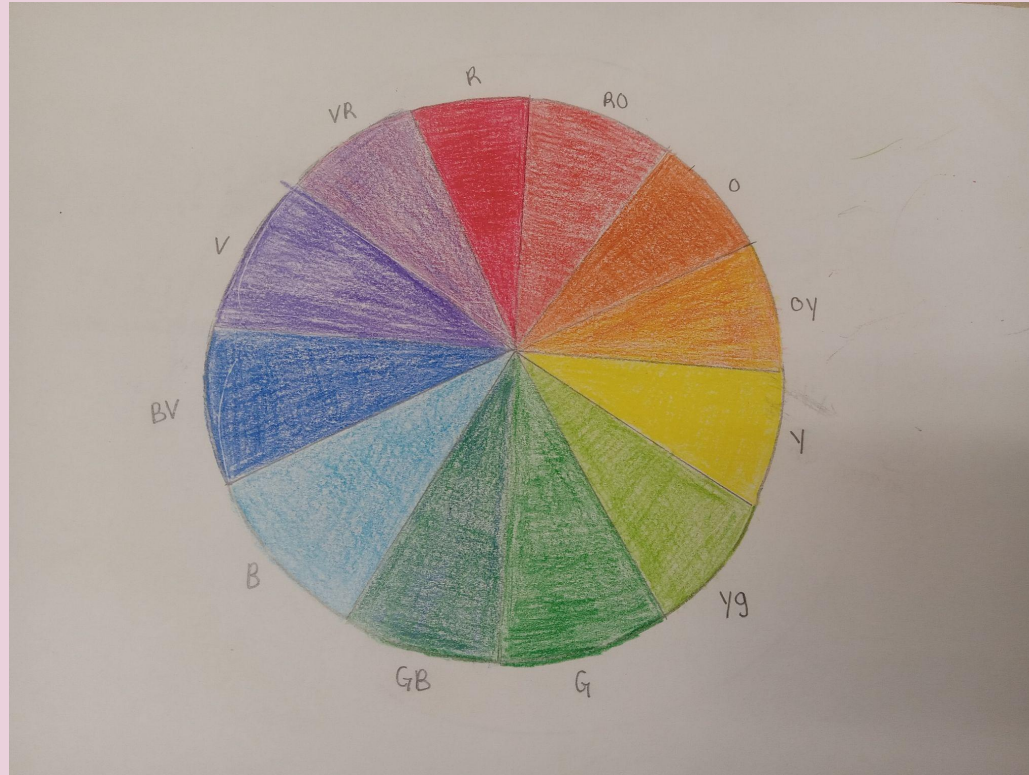
Value Scale



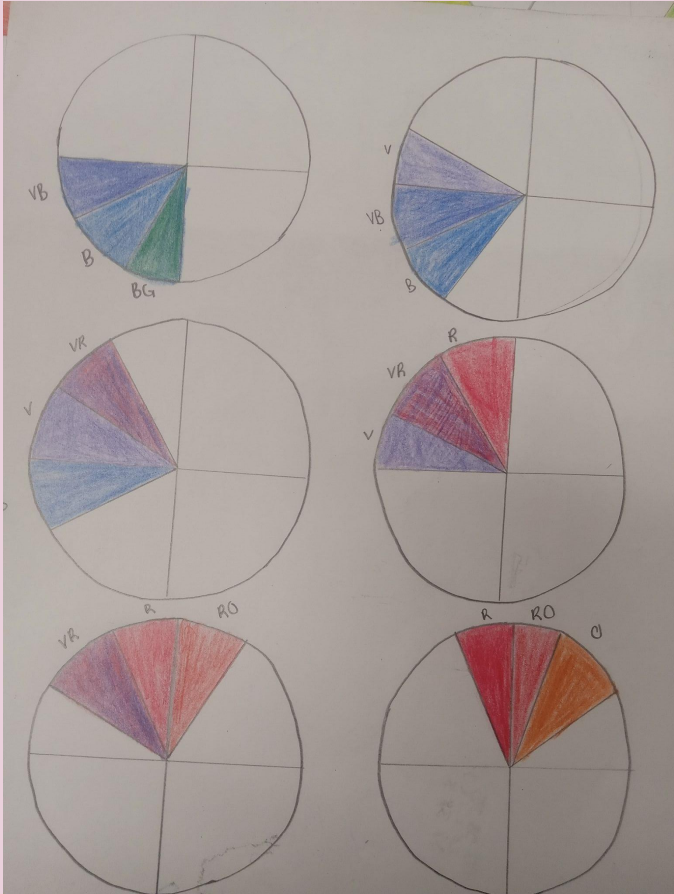
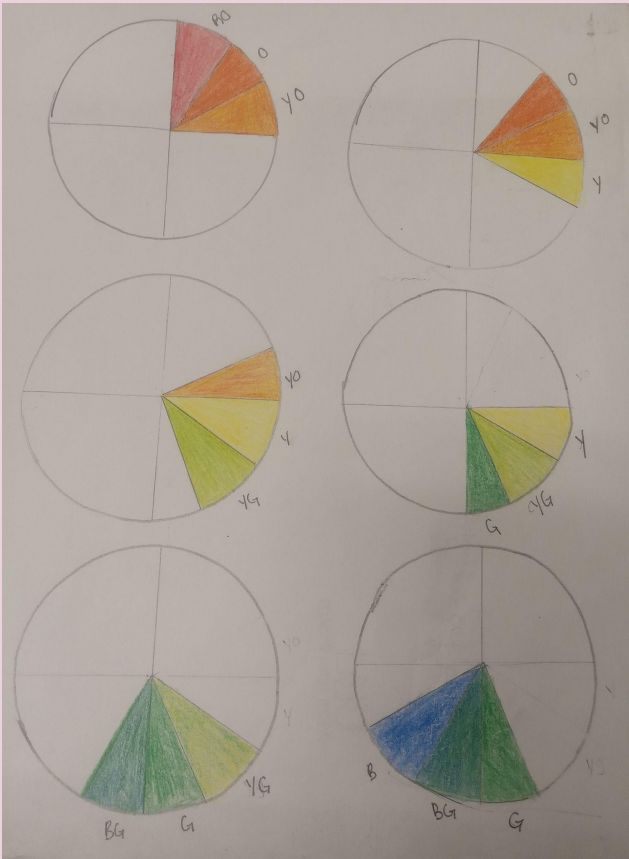
Fruit Using Texture




A Color Wheel




3 Color Wheels



Tint, Shades, And tones (Color Value Scale)



Tints, Shades And Tones Color Wheel



Stitch Sampler

