

Spray Programs

**Of Our Micromineral
Ionized Plant-Supporting
Product**



Nature's Blueprint For Plant Health

Harnessing Nature's Wisdom for Sustainable Agriculture

Inspired by the natural phenomenon where Brazil's lush jungles thrive on microminerals from the Sahara Desert, PLANTOS VERDE® introduces a revolutionary, nature - mimicking approach to plant nutrition.

The Micromineral Ionized Plant - Support Product

- **Efficiency Redefined:**
Delivers essential minerals in the most plant - friendly form, focusing on what plants truly need.
- **Application Mastery:**
Optimized for effectiveness, ensuring the minerals are applied in the best possible way.
- **Minimalist Quantity:**
Maximizing impact with minimal resource use, promoting sustainability.

Embrace the Power of Nature

PLANTOS VERDE® not only supports your plants but does so by replicating one of Earth's most effective natural processes, offering a testament to the power of natural solutions in modern agriculture.

Discover how PLANTOS VERDE® can transform your plant care practices and elevate your crop health to new heights, naturally.

Index

AVOCADOS	6
BANANAS	7
BLUEBERRIES	8
BRASSICAS	9
BUSH BEANS	10
CANOLA	11
CANNABIS - FLOWERS	12
CANNABIS - SEEDS	13
CARROTS	14
CASSAVA	15
CITRUS	16
COCOA BEANS	17
COCOA TREES	18
COFFEE	19
CORN / MAIZE	20
FIGS	21
FRUIT TREES	22
GRAPEVINE	23
GRASS	24
HERBS	25
LETTUCE (SALAD LEAVES)	26
LUCERNE / ALFALFA	27
MACADAMIA	28
MELON	29

OLIVES	30
ONIONS	31
PEPPERS	32
POMEGRANATES	33
POTATOES	34
PROTEAS	35
ROOIBOS TEA (AFTER CUTTING)	36
ROOT VEGETABLES	37
SEEDLINGS	38
SOYBEAN	39
SPINACH	40
SPRING BARLEY	41
STONE FRUIT	42
STRAWBERRIES	43
SUGARCANE	44
SUGAR BEETS	45
SUNFLOWER	46
TOBACCO	47
TOMATO SEEDLING / PLANTS	48
VEGETABLES	49
WHEAT	50
WINTER BARLEY	51
ZUCCHINI, EGGPLANT, PAPRIKA, CUCUMBER	52

Spray Criteria

Below is an outline of the process and protocols to be used when spraying PLANTOS VERDE®

1. Spray the mixture using a **fine mist** in either late afternoon or early morning.
2. **Do not** spray when **leaves are wet**.
3. Need a **minimum of 4 Hours** without watering or rain.
4. The sprayer nozzle should be **0.5mm**.
5. The **HP of herbicide and pesticide** should be neutral or **higher than 6.5** if requirements exist to spray together. **NOT Advisable**.
6. Plantos Verde® should be sprayed **3 - 4 days after the application of herbicide and pesticides** to assist plants with their recovery.
7. **Spray equipment** must be **thoroughly cleaned** with a commercial tank cleaner before mixing procedure.
8. **If the weather forecast indicates upcoming stress conditions—such as drought or excessive rainfall — you may apply additional sprays to help reduce plant stress.**

PLANTOS VERDE® Solution

A. Normal Spray:

- Always 3 Kg per Hectare unless otherwise indicated
- 3 grams per liter
- 3000 grams per 200 liters of water (up to 1000 liters of water) over 10000 square meters

Crop sprayer must have an internal pump to keep mixing the solution during application

B. Drone Spraying:

- Always 3Kg per hectare unless otherwise indicated
- 3000 grams on 25 liters up to 50 liters (Drone Size)

Mix Solution in a separate drum and pump from there to the tank of the drone

AVOCADOS



PLANTOS VERDE® Application: (3Kg/Ha)

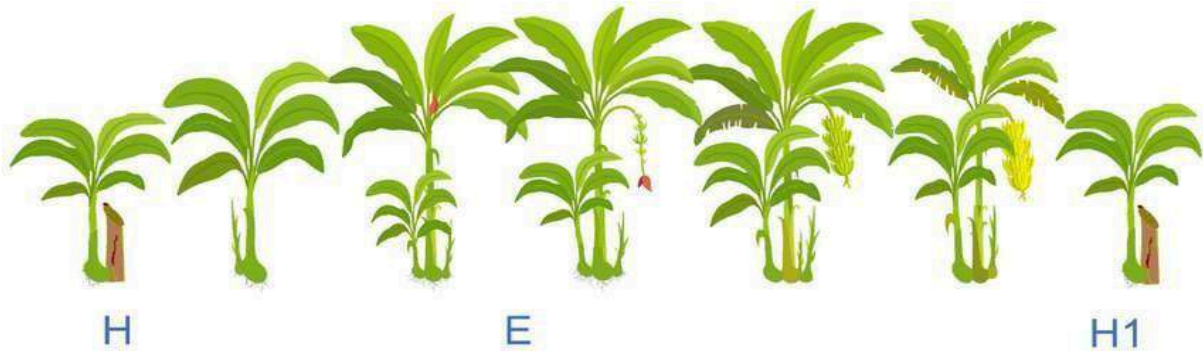
Planting Stage

- 1st Application:
Powder seeds with PLANTOS VERDE® mixture to increase vitality of seeds
- 2nd Application:
At seedling stage, immediately after planting outside of greenhouse
- 3rd Application:
12 - 21 Days after 2nd application
- Spray once a month thereafter until flowering
- NO spraying during flowering period
- After flowering, one to two treatments

After Each Harvest: (3Kg/Ha)

- 1st Application:
Spray immediately after harvest
- 2nd Application:
7 - 10 Days after 1st application
- Spray once a month until flowering as per the cycle above
- After flower, one to two sprays until next harvest
- After harvest spray immediately again and repeat the cycle as above

BANANAS



**Harvest of the mother plant and establishment of the follower
plant E - Flower Emerges
H1 - Final Harvest**

PLANTOS VERDE® Application:

- 1st Application:
When 2 -2 leaves of the new plant is out (3Kg/Ha)
- 2nd Application:
14 - 21 Days after 1st application (3Kg/Ha)
- 3rd Application:
14 - 21 Days after 2nd application (3Kg/Ha)
- 4th Application:
After flowering has finished (3Kg/Ha)
- In case of insect attacks or weather problems (too much or little water)
you can spray a 5th spray as a further treatment

Total For Season: 12Kg / Ha

BLUEBERRIES



PLANTOS VERDE® Application:

- 1st Application:
When first new leaves emerge (2,5Kg/Ha)
- 2nd Application:
When first flower appears (3Kg/Ha)
- 3rd Application:
At fruit set (3Kg/Ha)
- 4th Application:
Post harvest (2,5Kg/Ha)

Total: 11Kg / Hectare

Notes:

When planting from a seed:

- Roll seed in PLANTOS VERDE®

BRASSICAS (CAULIFLOWER, CABBAGE, BROCCOLI, KALE, ETC.)



PLANTOS VERDE® Application:

- 1st Application:
4 - 6 Leaf stage (3Kg/Ha)
- 2nd Application:
Main vegetative stage (3Kg/Ha)
- 3rd Application:
14 to 28 Days after 2nd application (3Kg/Ha)
- 4th Application:
Development stage
(3Kg/Ha)

Total: 12Kg / Hectare

Notes:

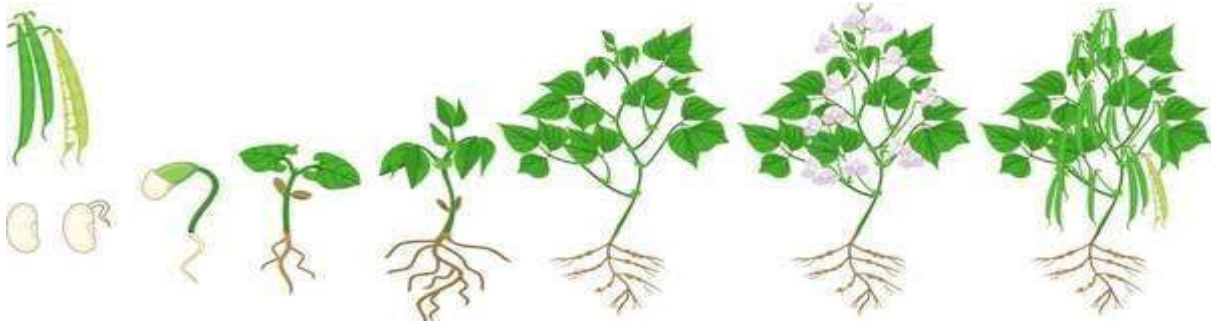
When planting from a seed:

- Roll seed in PLANTOS VERDE®

When replanting:

- Dip the roots in the PLANTOS VERDE® mixture before planting

BUSH BEANS



PLANTOS VERDE® Application:

- 1st Application:
When first true leaves appear (2,5Kg/Ha)
- 2nd Application:
Vegetative / Flowering stage (3Kg/Ha)
- 3rd Application:
When fruits form (3Kg/Ha)
- 4th Application:
Up until harvest ends (2,5Kg/Ha)

Total: 11Kg / Hectare

NOTE:

When planting from a seed:

- Roll seed in PLANTOS VERDE®

When replanting:

- Dip the roots in the PLANTOS VERDE® mixture before planting

CANOLA



PLANTOS VERDE® Application: (3Kg/Ha)

- 1st Application:
When first 4 leaves appears
- 2nd Application:
14 Days after 1st application
- 3rd Application:
At bolting
stage

NOTE:

When planting from a seed:

- Roll seed in PLANTOS VERDE®

When replanting:

- Dip the roots in the PLANTOS VERDE® mixture before planting

CANNABIS - FLOWERS



PLANTOS VERDE® Application: (3Kg/Ha)

New Plants

- 1st Application:
After 4 leaves appeared
- 2nd Application:
14 Days after 1st application
- 3rd Application:
21 Days after 2nd application
- Subsequent applications are carried out once a month but stopped 21 Days before cutting of the flowers

After Cutting of flowers: (3Kg/Ha)

- 1st Application:
Immediately after cutting flowers
- 2nd Application:
14 Days after 1st application
- 3rd Application:
21 Days after 2nd application
- Subsequent applications are carried out once a month but stopped 21 Days before cutting of the flowers

CANNABIS - SEEDS



PLANTOS VERDE® Application: (3Kg/Ha)

New Plants

- 1st Application:
After 4 leaves appeared
- 2nd Application:
14 Days after 1st application
- 3rd Application:
21 Days after 2nd application
- Subsequent applications are carried out once a month but stopped 21 Days before cutting of the flowers

NOTE:

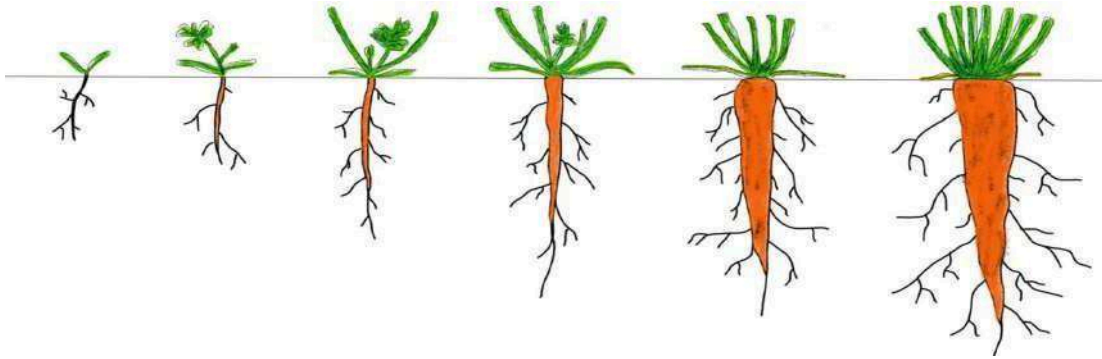
When planting from a seed:

- Roll seed in PLANTOS VERDE®

When replanting:

- Dip the roots in the PLANTOS VERDE® mixture before planting

CARROTS



PLANTOS VERDE® Application:

- 1st Application:
When first true leaves appear, 20cm (3Kg/Ha)
- 2nd Application:
14 - 21 Days after 1st application (3Kg/Ha)
- 3rd Application:
14 - 21 Days after 2nd application (3Kg/Ha)

Total For Season: 9Kg

NOTE:

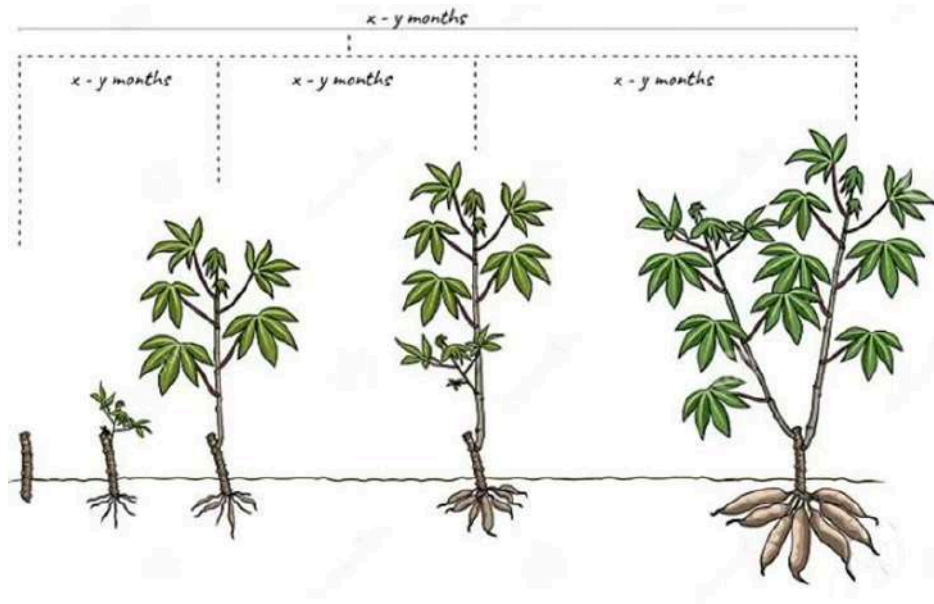
When planting from a seed:

- Roll seed in PLANTOS VERDE®

When replanting:

- Dip the roots in the PLANTOS VERDE® mixture before planting

CASSAVA




PLANTOS VERDE® Application:

- 1st Application:
When first true leaves appear, 20cm (3Kg/Ha)
- 2nd Application:
14 - 21 Days after 1st application (3Kg/Ha)
- 3rd Application:
14 - 21 Days after 2nd application (3Kg/Ha)

Total For Season: 9Kg

CITRUS



PLANTOS VERDE® Application:

- 1st Application:
Flowering stage (3Kg/Ha)
- 2nd Application:
Fruit set (3Kg/Ha)
- 3rd Application:
Fruit enlargement and maturation (2,5Kg/Ha)
- 4th Application:
Post harvest (2Kg/Ha)

Total: 10,5 Kg / Hectare

NOTE:

When planting from a seed:

- Roll seed in PLANTOS VERDE®

When replanting:

- Dip the roots in the PLANTOS VERDE® mixture before planting

COCOA BEANS



PLANTOS VERDE® Application:

- 1st Application:
On new leaves (3Kg/Ha)
- 2nd Application:
14 - 21 Days after 1st application (3Kg/Ha)
- 3rd Application:
When flower grows out(3Kg/Ha)
- 4th Application:
After flowering (3Kg/Ha)
- 5th Application:
After cropping (3Kg/Ha)

Total: 12 Kg / Hectare

NOTE:

When planting from a seed:

- Roll seed in PLANTOS VERDE®

When replanting:

- Dip the roots in the PLANTOS VERDE® mixture before planting

COCOA TREES

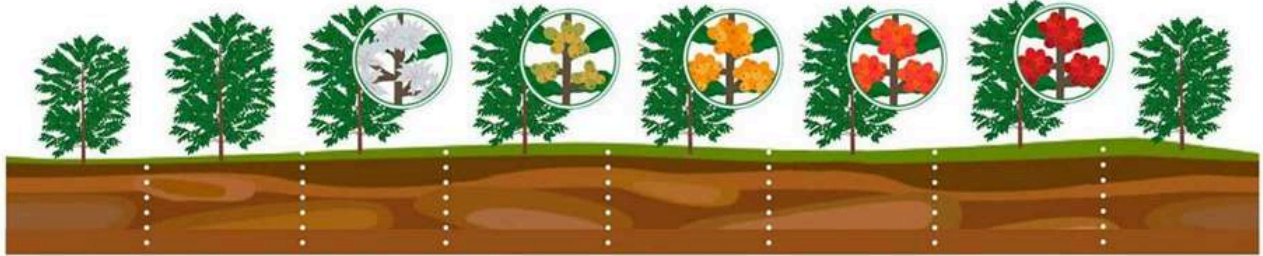


PLANTOS VERDE® Application:

- 1st Application:
First 4 leaves appear (3Kg/Ha)
- 2nd Application:
14 - 21 Days after 1st application (3Kg/Ha)
- 3rd Application:
Another 21 days after 2nd Application (3Kg/Ha)
- 4th Application:
Every year when new leaves appear (3Kg/Ha)
- 5th Application:
When flower starts to grow (3Kg/Ha)
- 6th Application:
After flowering (3Kg/Ha)
- 7th Application:
After cropping (3Kg/Ha)

Total: 21 Kg / Hectare

COFFEE



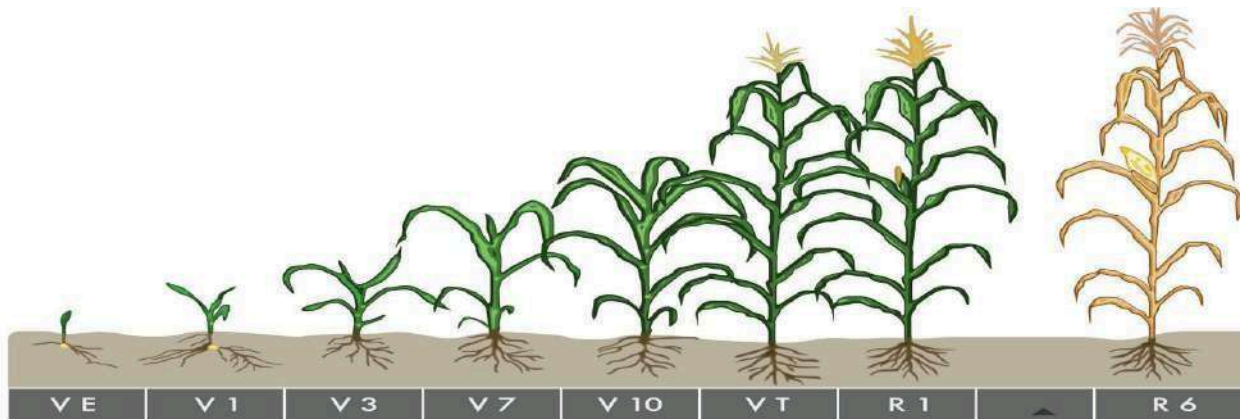
BBCH	31	53	69/70	73	77	81/85	88	99
Phase	VEGETATIVE GROWTH STAGES		REPRODUCTIVE GROWTH STAGES			HARVESTING		HARVESTING
	BRANCH ELONGATION	INFLORESCENCE EMERGENCE	FLOWERING	DEVELOPMENT OF FRUIT		RIPENING OF FRUIT AND SEED		SENESCENCE
Stage	10 nodes present in the branch(es)	Inflorescence buds burst and covered by brown mucilage; no flowers visible	End of flowering till fruits visible as small yellowish berries	Fruits are light green and have reached 30% of final size (fast growth)	Fruits are dark green and have reached 70% of final size	Beginning of change of fruit coloration and increase in color intensity	Fruit is fully-ripe color and ready for picking	Postharvest

PLANTOS VERDE® Application: (3Kg/Ha)

- 1st Application:
First nodes visible
- 2nd Application:
Inflorescence buds burst and covered by brown mucilage; no flowers visible
- 3rd Application:
After flowering
- 4th Application:
14 to 21 days after 3rd application

Total: 12 Kg / Hectare

CORN / MAIZE

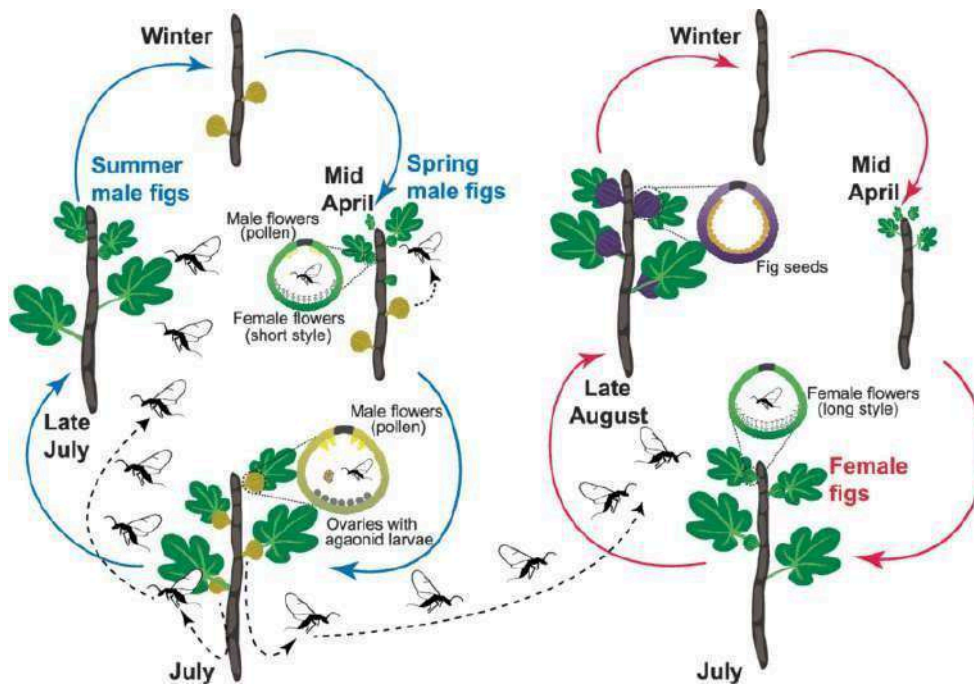


PLANTOS VERDE® Application: (3Kg/Ha)

- 1st Application:
Between stages V1 (First 4 leaves appears)
- 2nd Application:
14 Days after 1st application
- 3rd Application:
21 Days after 2nd application - Before flowering
- 4th Application:
After
Flowering

Total: 12 Kg / Hectare

FIGS




PLANTOS VERDE® Application:

- 1st Application:
August
(3Kg/Ha)
- 2nd Application:
14 - 21 Days after 1st application (3Kg/Ha)
- 3rd Application:
In spring when first leaves are developed (3Kg/Ha)
- 4th Application:
14 - 21 Days after 3rd application (3Kg/Ha)

Total For Season: 12Kg / Ha

FRUIT TREES



PLANTOS VERDE® Application: (3Kg/Ha)

- 1st Application:
14 - 21 After planted from seeds
- 2nd Application:
When first flowers appear
- 3rd Application:
When first fruits appear

NOTE:


When planting from a seed:

- Roll seed in PLANTOS VERDE®

When replanting:

- Dip the roots in the PLANTOS VERDE® mixture before planting

GRAPEVINE



PLANTOS VERDE® Application:

- 1st Application:
1 - to - 3 inch Shoots (2.2cm to 7.5cm) long with 1 to 3 small leaves at right angles to the stem (2,5Kg/Ha)
- 2nd Application:
10 - to - 16 inch Shoots (25cm to 40cm) long. Flower clusters are clearly visible (3Kg/Ha)
- 3rd Application: Immediate pre-bloom
The caps are still attached and no flowers are visible (3Kg/Ha)
- 4th Application: Buckshot Berries
Berries are the size of buckshot pellets (2,5Kg/Ha)
- 5th Application: Veriason
Berries soften and change color as they begin to ripen (2,5Kg/Ha)

Total: 13.5Kg / Hectare

GRASS



PLANTOS VERDE® Application: (3Kg/Ha)

- 1ST Application:
Apply mixture after cutting/mowing
- 2ND Application:
7 - 14 Days after 1ST application
- 3RD Application:
21 Days after 2ND application
- **Repeat the above process**

NOTE:

When planting from a seed:

- Roll seed in PLANTOS VERDE®

When replanting:

- Dip the roots in the PLANTOS VERDE® mixture before planting

HERBS (SAGE, THYME, BASIL, PARSLEY, ROSEMARY ECT)



PLANTOS VERDE® Application: (3Kg/Ha)

- 1ST Application:
All herbs grown out from nursery should be sprayed immediately when the plant is about 4 - 5cm
- 2nd Application:
14 Days after 1st application
- 3rd Application:
Every 21 days after 2nd application

STOP APPLICATION 3-4 WEEKS BEFORE CROPPING/HARVESTING.

Results:

2. Herbs will have a strong smell of the respective perfume
3. Plants will have a larger dry mass
4. Aroma will be more concentrated

YOU CAN MEASURE THESE EFFECTS WITH A REFRACTOMETER TO DETERMINE THE BRIX DEGREES.

LETTUCE (SALAD LEAFS)



PLANTOS VERDE® Application: (3Kg/Ha)

- 1st Application:
When first leaves appear
- 2nd Application:
Every 7 days till harvest

NOTE:

When planting from a seed:

- Roll seed in PLANTOS VERDE®

When replanting:

- Dip the roots in the PLANTOS VERDE® mixture before planting

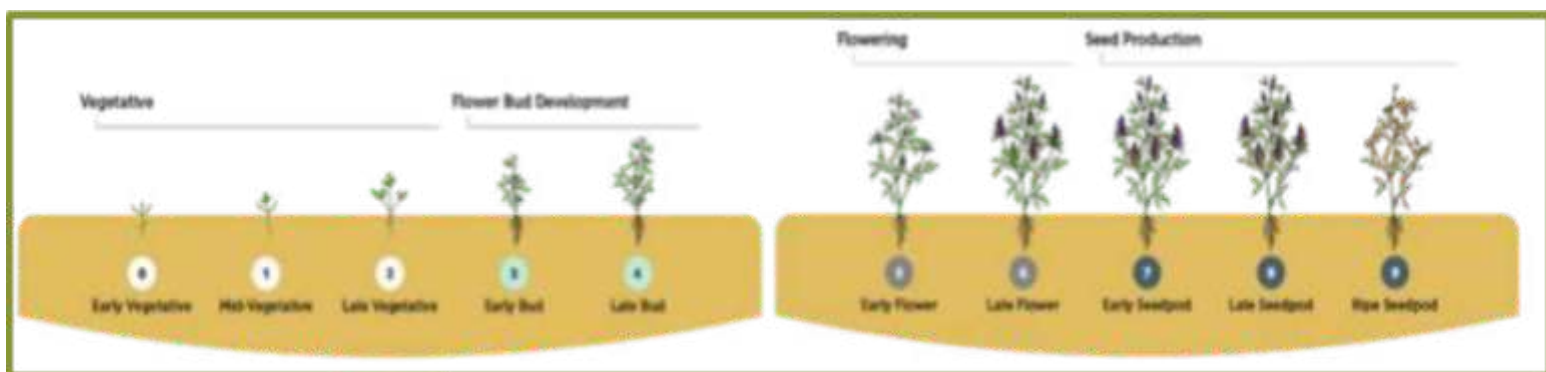
LUCERNE / ALFALFA



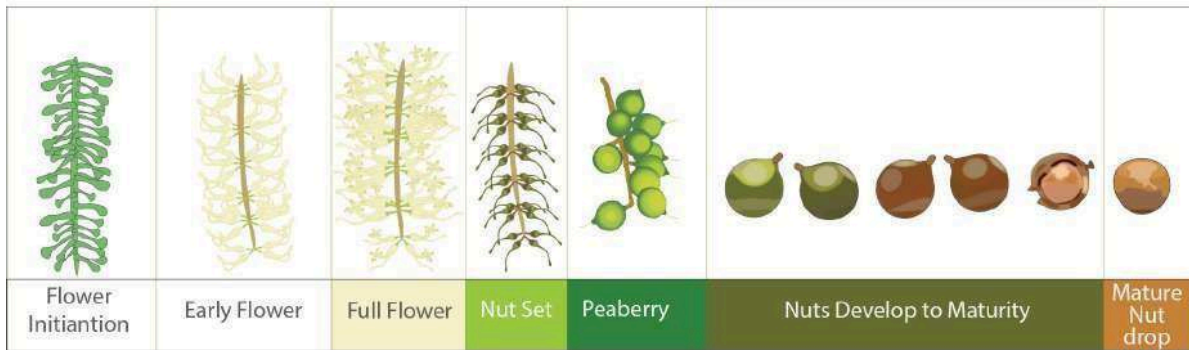
PLANTOS VERDE® Application: (3Kg/Ha)

- 1st Application:
Between stages
1-2
 - 2nd Application:
14 Days after 1st application
 - 3rd Application:
21 Days after 2nd application
 - Then every 21 - 26 days till cutting/harvesting
- } **NEWLY PLANTED**

Immediately after cutting 1st application and then repeat process



MACADAMIA




PLANTOS VERDE® Application: (3KG/Ha)

- 1st Application:
Eventually when plants have lost all leaves, before winter, on stem and branches
- 2nd Application:
When first leaves are out following season (spring equivalent)
- 3rd Application:
14-21 days later or after flowering
- 4th Application:
Application 28 days later
- 5th Application:
Every 28 days till 3-4 weeks before cropping

Note:

Nut trees require a substantial supply of bio-available calcium each year. This can be effectively supported by applying Plantos Verde®, which enhances calcium availability to the plant.

MELON



PLANTOS VERDE® APPLICATION: (3KG/Ha)

- 1ST Application:
Apply when melons are 20cm in diameter
- 2ND Application:
14 days after 1st application
- 3RD Application:
21 Days after 2ND application
- **Repeat the process until the end of season**

Note:

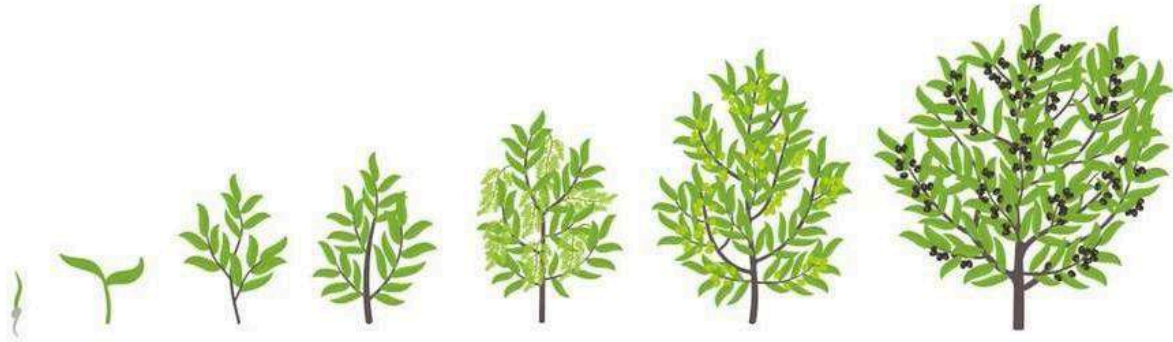
When planting from a seed:

- Roll seed in PLANTOS VERDE®

When replanting:

- Dip the roots in the PLANTOS VERDE® mixture before planting

OLIVES



PLANTOS VERDE® Application:


- 1st Application:
3Kg When new leaves are out / First leaves on newly planted trees
- 2nd Application:
2Kg 14 - 21 Days after 1st application
- 3rd Application:
3Kg 14 - 21 Days after 2nd application / After flowering
- 4th Application:
2Kg 30 Days after 3rd application
- 5th Application:
2Kg Every 30 days till 3 - 4 weeks before cropping
- 6th Application:
3Kg Post harvest spray

Total: 15Kg / Hectare

Note:

In case that trees are in a larger distance to each other, calculate about one good spraying with a 0,3% solution per tree. This is about 2-6 liters of solution, or 6- 20gr per tree.

ONIONS



PLANTOS VERDE® Application:

- 1st Application:
1 to 2 True leaves (2,5Kg/Ha)
- 2nd Application: Vegetative Growth
Leek stage, neck of the plant starts to thicken (3Kg/ha)
- 3rd Application: Bulb Initiation
Bulb diameter is double the size of the neck / plant reaches maximum height (3Kg/Ha)
- 4th Application: Development
Leaves continue to grow and elongate but the total leaf area and number of leaves stay about the same (2,5Kg/Ha)

Total: 11Kg / Hectare

Notes:

When planting from a seed:

- Roll seed in PLANTOS VERDE®

When replanting:

- Dip the roots in the PLANTOS VERDE® mixture before planting

PEPPERS



PLANTOS VERDE® Application:

- 1st Application:
When first true leaves appear (2,5Kg/Ha)
- 2nd Application:
When first flowers appear (3Kg/Ha)
- 3rd Application:
When first fruit appear (Fruit Set) (3Kg/Ha)
- 4th Application:
3 Weeks before harvest (2,5Kg/Ha)

Total: 11Kg /Hectare

Notes:


When planting from a seed:

- Roll seed in PLANTOS VERDE®

When replanting:

- Dip the roots in the PLANTOS VERDE® mixture before planting

POMEGRANITES



PLANTOS VERDE® Application:

- 1st Application:
When buds appear (3Kg/Ha)
- 2nd Application:
1 Month after 1st application (3Kg/Ha)
- 3rd Application:
1 Month after 2nd application (3Kg/Ha)

Total For Season: 9Kg / Ha

Notes:

When planting from a seed:

- Roll seed in PLANTOS VERDE®

When replanting:

- Dip the roots in the PLANTOS VERDE® mixture before planting

POTATOES



PLANTOS VERDE® APPLICATION: (3Kg/Ha)

- 1st Application:
Apply when plants is 15cm to 20cm in height (4 leaves)
- 2nd Application:
14 - 21 days after 1st application
- 3rd Application:
When flowering starts
- 4th Application:
14 - 21 days after 3rd application

Total For Season: 9Kg / Ha

NOTE:

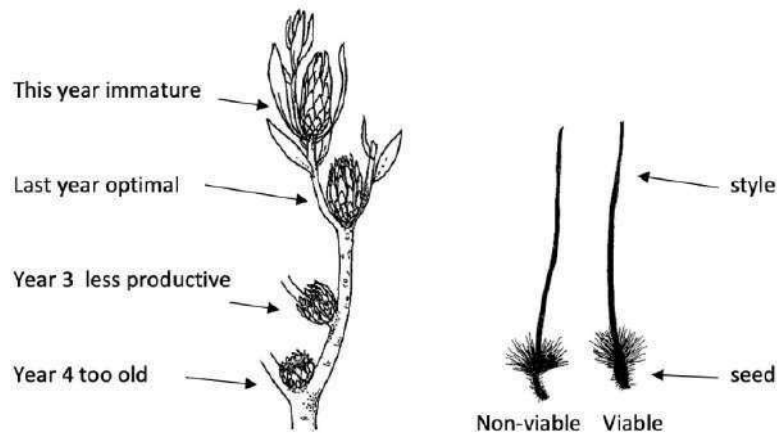
When planting from a seed:

- Roll seed in PLANTOS VERDE®

When replanting:

- Dip the roots in the PLANTOS VERDE® mixture before planting

PROTEAS



PLANTOS VERDE® Application: (3Kg/Ha)

- 1st Application:
When bush starts to carry first leaves after cutting or fire
- 2nd Application:
14 - 18 Days after 1st application
- 3rd Application:
3 Weeks after 2nd application

Total For Season: 9Kg / Ha

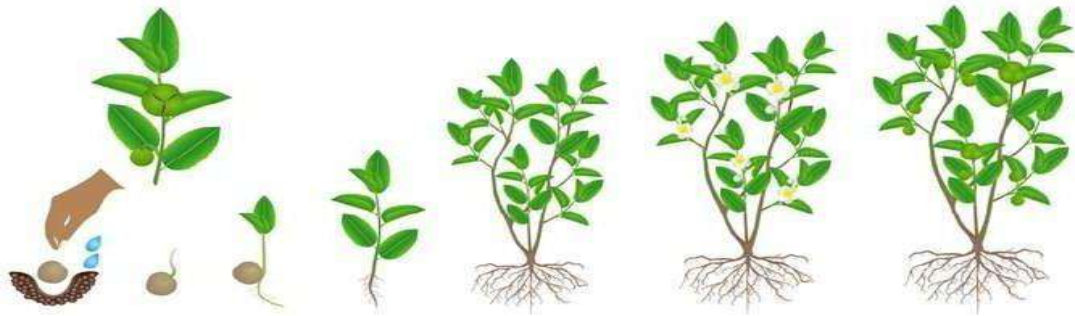
Results:

Large flowers, higher number of flowers, stronger aroma

Important:

Avoid applying PLANTOS VERDE® within 5-6 weeks of cutting or marketing flowers, as residual traces on the leaves are undesirable.

ROOIBOS TEA (AFTER CUTTING)



PLANTOS VERDE® Application: (3Kg/Ha)


New Plants

- 1st Application:
Powder seeds with PLANTOS VERDE® mixture to increase vitality of seeds
- 2nd Application:
At the seedling stage, immediately after planting outside of greenhouse
- 3rd Application:
14 - 21 Days after 2nd application
- Next Application:
Each month until flowering
- NO spraying during flowering
- After flowering, one treatment

After Each Cut

- 1st Application:
Immediately after cutting
- 2nd Application:
7 - 10 Days after 1st application
- Next Application:
Every month until flowering
- After flowering one application till cut
- After cutting repeat process

ROOT VEGETABLES (CARROTS, BEETROOT, RADDISH, TURNIPS ETC.)



PLANTOS VERDE® Application: (3Kg/Ha)

- 1st Application:
When first true leaves appear (3Kg/Ha)
- 2nd Application:
14 to 21 Days after 1st application (3Kg/Ha)
- 3rd Application:
14 to 21 Days after 2nd application (3Kg/Ha)
- 4th Application:
14 to 21 Days after 3rd application (3Kg/Ha)

Total: 12Kg / Hectare

Notes:

When planting from a seed:

- Roll seed in PLANTOS VERDE®

When replanting:

- Dip the roots in the PLANTOS VERDE® mixture before planting

SEEDLINGS



PLANTOS VERDE® Application:

- 1st Application:
When first leaves appear (3g/l)
- 2nd Application:
7 Days after 1st application (3g/l)
- 3rd Application:
7 Days after 2nd application (3g/l)
- 4th Application:
7 Days after 3rd application (3g/l)

NOTE:


When planting from a seed:

- Roll seed in PLANTOS VERDE®

When replanting:

- Dip the roots in the PLANTOS VERDE® mixture before planting

SOYBEAN



PLANTOS VERDE® Application: (3Kg/Ha)

- 1st Application:
Between stages VC (First 4 leaves appears)
- 2nd Application:
14 - 21 Days after 1st application
- 3rd Application:
21 Days after 2nd application - Before flowering
- 4th Application:
About 21 days after 3rd application, in reality, after flowering

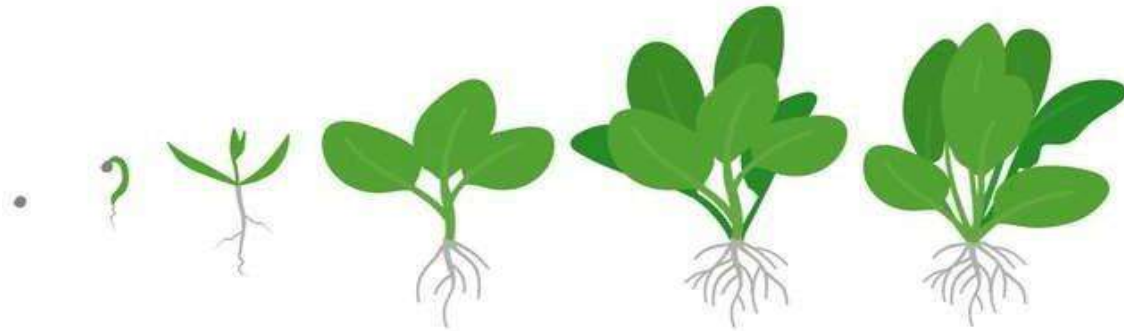
Total: 12Kg / Hectare

NOTE:

When planting from a seed:

- Roll seed in PLANTOS VERDE®

SPINACH



PLANTOS VERDE® Application: (3Kg/Ha)

For Root Spinach Type

- 1st Application:
When first 4 leaves appear
- 2nd Application:
8 - 12 Days after 1st application
- 3rd Application:
When the plant is transplanted, to reduce stress
- 4th Application:
8 - 10 Days after 3rd application

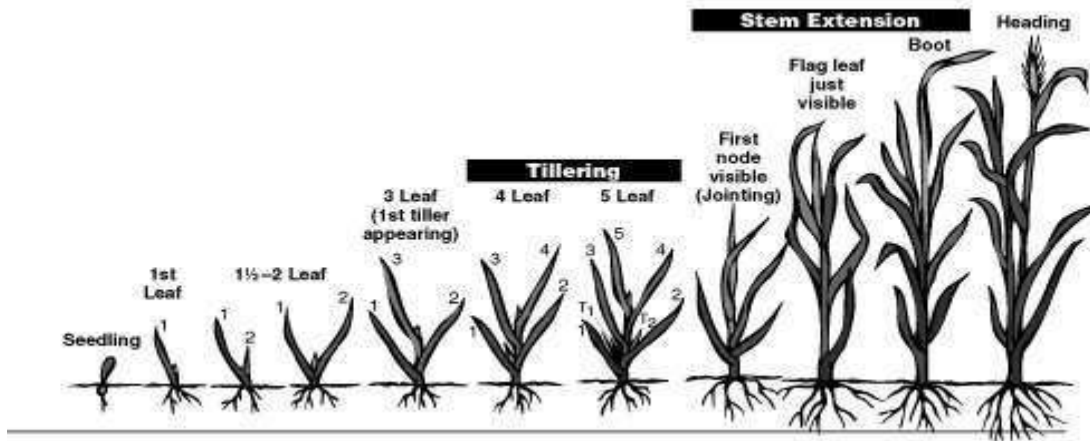
Total: 12Kg / Hectare

For Baby Spinach Type

- 1st Application:
When first 4 leaves appears
- 2nd Application:
8 - 12 Days after 1st application
- 3rd Application:
When the plant is transplanted, to reduce stress
- 4th Application:
8 - 10 Days after 3rd application

Total: 12Kg / Hectare

SPRING BARLEY



PLANTOS VERDE® Application:

- 1st Application:
4 Leaf stage (3Kg/Ha)
- 2nd Application:
14 Days after 1st application (3Kg/Ha)
- 3rd Application:
Before flowering (3Kg/Ha)
- 4th Application:
After flowering (3Kg/Ha)

Total For Season: 12Kg / Ha

NOTE:

When planting from a seed:

- Roll seed in PLANTOS VERDE®

STONE FRUIT

(Peaches, Plums, Apricots, Kates, Mangoes,
Coconuts, Cherries ETC.)



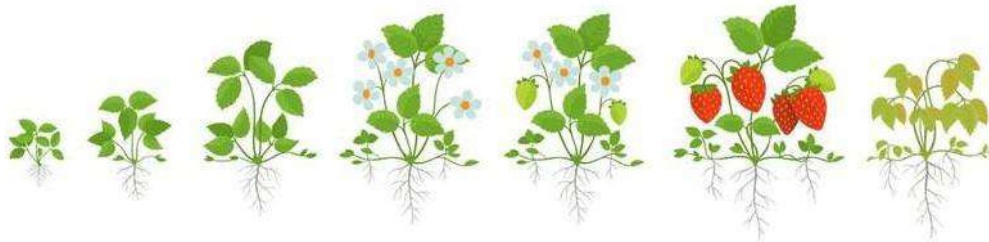
PLANTOS VERDE® Application:

- 1st Application: Half Inch Green
When one half inch of green tissue is projecting from buds (2,5Kg/Ha)
- 2nd Application: Bloom
First opening of blossoms until petal - fall stage. Do not use insecticides during this time (3Kg/Ha)
- 3rd Application: Petal Fall
Three - fourths of petals on the blossom have fallen (3Kg/Ha)
- 4th Application: Shuck - Split
Outer shuck has split and base of fruit is exposed (2,5Kg/Ha)
- 5th Application: Fruit Set
Shuck has fallen and only the small developing fruit remains (2,5Kg/Ha)

Total: 13Kg / Hectare

As Long as foliage is green the plant will absorb nutrients applied by the foliar spray

STRAWBERRIES



PLANTOS VERDE® Application:

- 1st Application:
When first true leaves appear (2,5Kg/Ha)
- 2nd Application:
When first flowers appear (3Kg/Ha)
- 3rd Application:
When first fruit appear (3Kg/Ha)
- 4th Application:
3 Weeks before harvest (2,5Kg/Ha)

Total: 11Kg / Hectare

Note:


When planting from a seed:

- Roll seed in PLANTOS VERDE®

When replanting:

- Dip the roots in the PLANTOS VERDE® mixture before planting

SUGARCANE



PLANTOS VERDE® Application: (3Kg/Ha)

- 1st Application:
After planting or, when plant is about 20cm high
- 2nd Application:
21 to 28 Days after 1st application
- 3rd Application:
21 to 28 Days after 2nd application
- 4th Application:
21 to 28 Days after 3rd application (If possible, without damaging the plant)

Total: 12Kg / Hectare

When planting from a seed:

- Roll seed in PLANTOS VERDE®

SUGAR BEANS



PLANTOS VERDE® Application: (3Kg/Ha)


- 1st Application:
When first 4 leaves appears
- 2nd Application:
14 Days after 1st application
- 3rd Application:
14 Days after 2nd application

Total: 9 Kg / Hectare

When planting from a seed:

- Roll seed in PLANTOS VERDE®

SUNFLOWER



PLANTOS VERDE® Application: (3Kg/Ha)

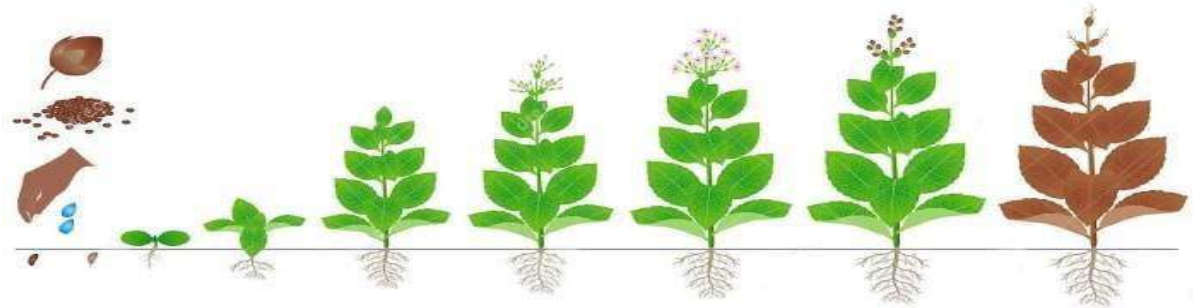
- 1st Application:
When first 4 leaves appears
- 2nd Application:
14 - 21 Days after 1st application
- 3rd Application:
21 Days after 2nd application - Before flowering
- 4th Application:
About 21 days after 3rd application, in reality, after flowering

Total: 12 Kg / Hectare

When planting from a seed:

- Roll seed in PLANTOS VERDE®

TABACCO



PLANTOS VERDE® Application:

Root Tobacco Type

- 1st Application:
4 Leaf stage (3Kg/Ha)
- 2nd Application:
21 Days after 1st application (3Kg/Ha)
- 3rd Application:
In instances when the plant is transplanted, apply after to reduce stress (3Kg/Ha)
- 4th Application:
8 - 10 Days after 3rd application (3Kg/Ha)


Stop the application process 4 weeks before cropping. If stress situation is announced by weather forecast (draught or too much rain) you can spray in order to reduce the stress of the plants

Total For Season: 12Kg / Ha

Baby Tobacco Type

- 1st Application:
When 4 leaves appear
- Then immediately after each cut

TOMATO SEEDLINGS/PLANT



PLANTOS VERDE® Application:

Start with shaking some PLANTOS VERDE® mixture on the seeds before planting in the prepared seed trays.

- 1st Application:
When first sprout appears (3g/l)
- 2nd Application:
When 2 leaves are visible (3g/l)
- 3rd Application:
7 Days after 2nd application (3g/l)
- 4th Application:
7 Days after 3rd application (3g/l)

When seedlings are ready to be planted into open ground or pots etc., shake some PLANTOS VERDE® mixture into each plug hole and then plant the seedling into the plug hole.

- 1st application:
Immediately after planting (3g/l)
- 2nd application:
4 - 5 days later 1st application (3g/l)
- 3rd application:
Every 14 days after 3rd application until 10 days before first crop (3g/l)
- Then every 3 weeks but not maturing fruits, only new growth parts (3g/l)

SAME APPLIES FOR ZUCCHINI, EGGPLANT, PAPRIKA,

VEGETABLES



PLANTOS VERDE® APPLICATION:

- 1ST Application:
When first leaves appear (3Kg/Ha)
- 2nd Application:
When flowering starts (3Kg/Ha)
- 3rd Application
When first fruit/veg appear (3Kg/Ha)

Total For Season: 12Kg / Ha

NOTE:

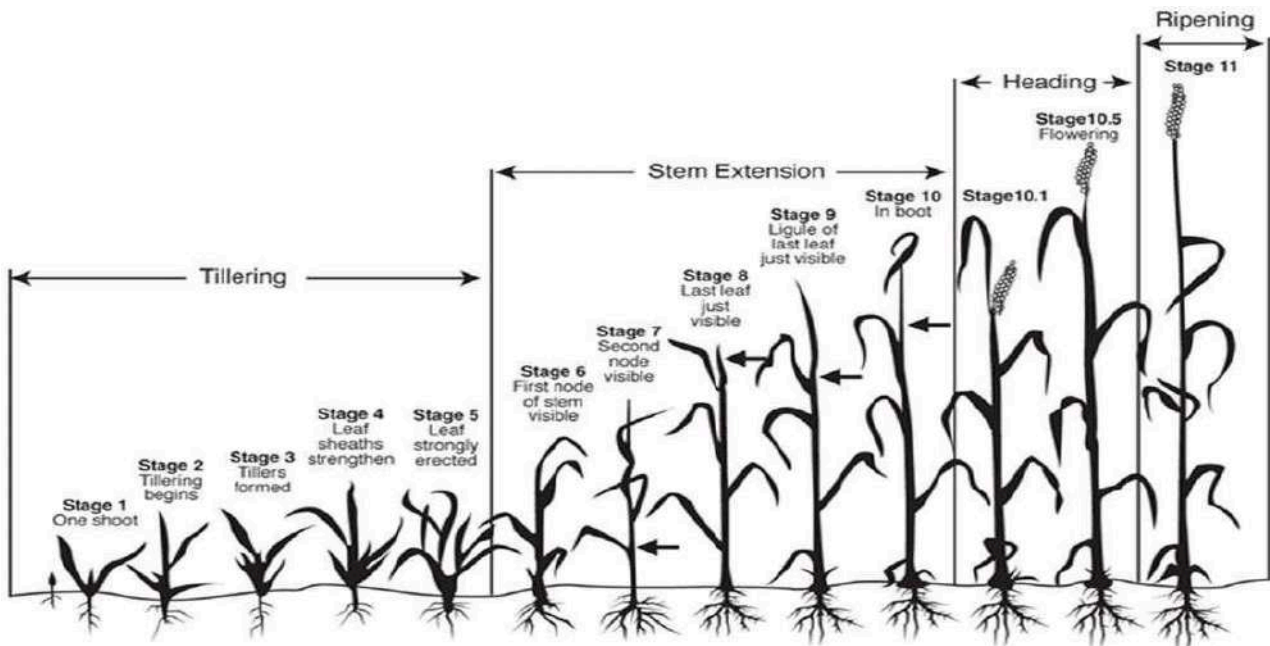
When planting from a seed:

- Spray when first leaves appear

When replanting:

- Dip the roots in the PLANTOS VERDE® mixture before planting

WHEAT

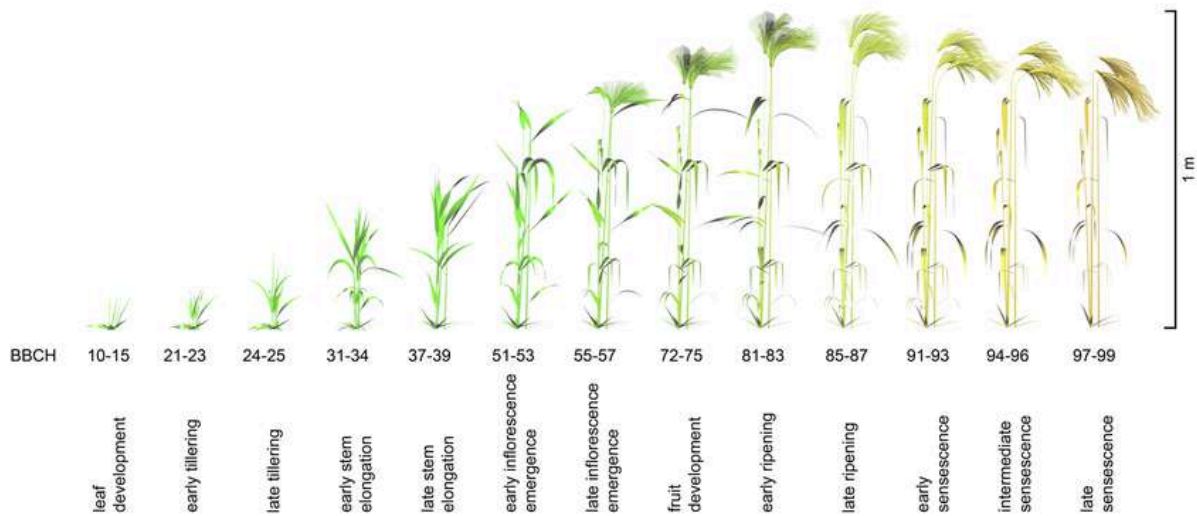


PLANTOS VERDE® Application:

- 1st Application: Between stages 5 and 6 (3Kg/Ha)
- 2nd Application:
After stage 8, before stage 9 (3Kg/Ha)
- 3rd Application:
After stage 9, before flowering (3Kg/Ha)
- 4th Application:
After flowering, before stage 11 (3Kg/Ha)

Total For Season: 12Kg / Ha

WINTER BARLEY



PLANTOS VERDE® Application:

- 1st Application:
4 Leaf stage (3Kg/Ha)
- 2nd Application:
14 Days after 1st application (3Kg/Ha)
- 3rd Application:
Before flowering (3Kg/Ha)
- 4th Application:
After flowering (3Kg/Ha)

Total For Season: 12Kg / Ha

ZUCCHINI, EGGPLANT, PAPRIKA, CUCUMBER



PLANTOS VERDE® Application:

Start with shaking some PLANTOS VERDE® mixture on the seeds before planting in the prepared seed trays.

- 1st Application:
When first sprout appears (2g/l)
- 2nd Application:
When 2 leaves are visible (2g/l)
- 3rd Application:
7 Days after 2nd application (3g/l)
- 4th Application:
7 Days after 3rd application (3g/l)

When seedlings are ready to be planted into open ground or pots etc., shake some PLANTOS VERDE® mixture into each plug hole and then plant the seedling into the plug hole.

- 1st application:
Immediately after planting (3g/l)
- 2nd application:
4 - 5 days after 1st application (3g/l)
- 3rd application:
Every 14 days after 3rd application until 10 days before first crop (3g/l)
- Then every 3 weeks but not maturing fruits, only new growth parts (3g/l)