



2020 Connecticut SSP Data Summary

Ramon Rodriguez-Santana, MBA, MPH
CT DPH HIV Prevention Program-SSP Coordinator



In Loving Memory of



Pamela Renee' Foster

December 3, 1960 - April 29, 2021

Presentation Overview

- SSPs Data Notes
- SSPs Sites in Connecticut
- 2011 to 2020 Trend: Number of Clients who Visited SSPs
- SSP Clients (new vs previous)
- SSP Clients by Gender, Race/Ethnicity and Age Group
- SSP Clients Housing Status
- SSP Clients Frequency Map
- SSP Clients by HEP C, HIV/AIDS, HEP B and HEP A Self-Reported Diagnosis
- SSP Clients HIV/HEP C tested within the last 12 months
- SSP Clients by Primary and Secondary Substance Used
- OD Prevention: Kits distributed, Trainings and Reversals
- Number of OD kits distributed (2016-2020)
- Number of fentanyl testing strips and crack kits distributed
- Pre and Post COVID-19 Impact on SSPs (2019 vs. 2020 Comparison)
- SSPs Impact on HIV
- Conclusion: 2020 SSP data by the numbers
- Next Steps

2020 SSPs Data Notes

- All data is self-reported by the client, unless specified
- Data analyzed was for **2020** calendar year and reflects information obtained from the ***neo360 and e2CTPrevention*** data collection systems used by **13 SSPs**.

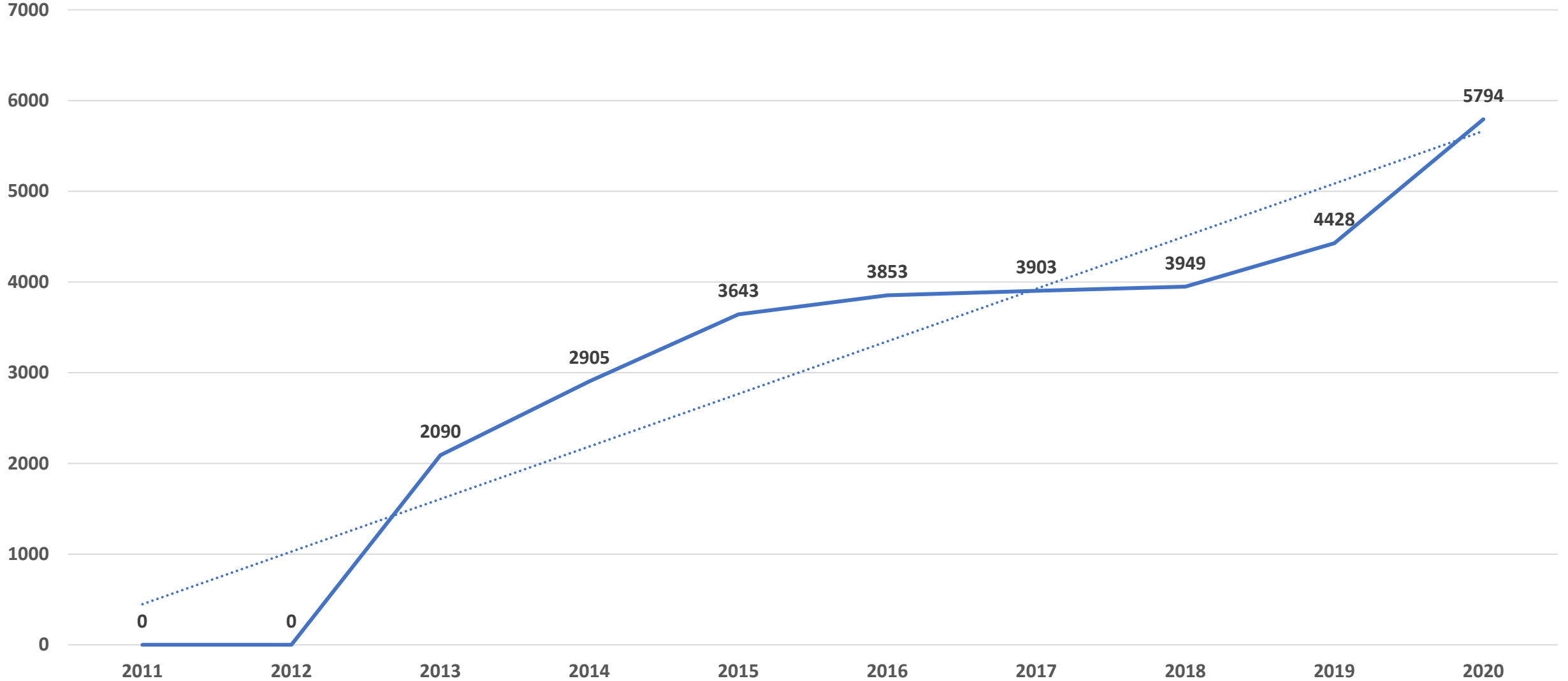
AIDS CT	APEX
Alliance for Living	GBAPP
GHHRC (w/ SWAN)	Liberation Programs
Perceptions Programs Inc. (w/ UNCAS Health District)	Yale University CHCV
Mid-Fairfield AIDS Proj.	StamfordCARES
Waterbury HD	

- **Data limitations:** Intentional reporting bias (e.g., the participant wants to be seen in a positive way), and/or unintentional reporting bias (e.g., the participant simply forgot that they had engaged in a risk behavior).
- Questions about the data can be emailed to: ramon.rodriguez-santana@ct.gov
- General questions about the SSPs can be emailed to: ramon.rodriguez-santana@ct.gov

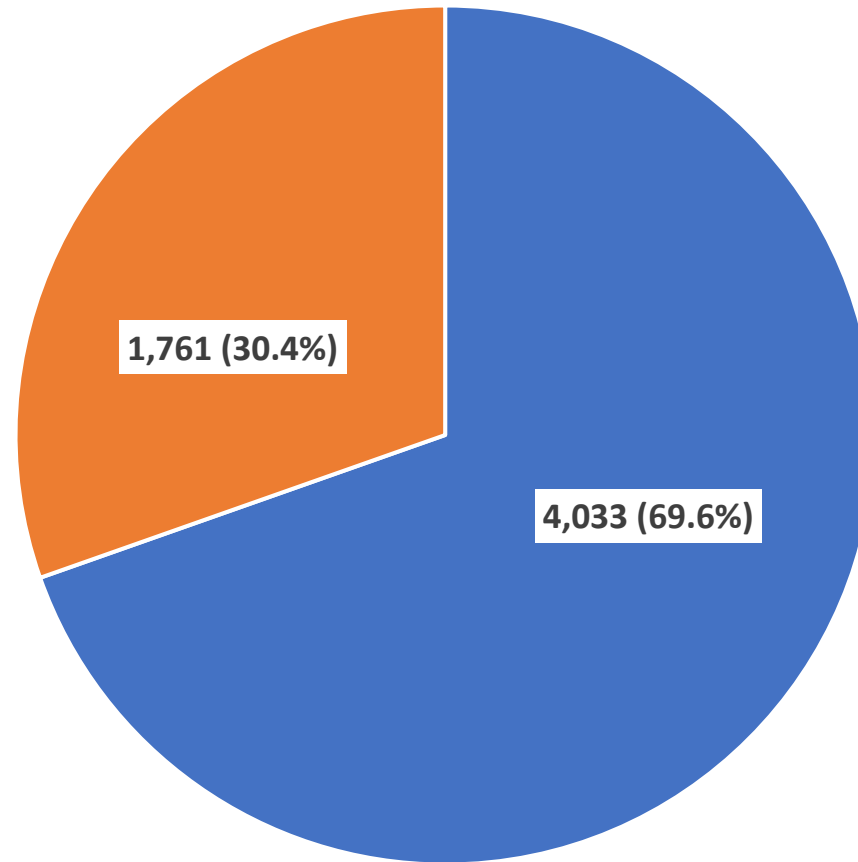
2020 SSPs Sites in Connecticut

SSP	Sites
AIDS CT	Hartford and Middletown
Alliance for Living	New London and Norwich
APEX	Danbury and Waterbury
GBAPP	Bridgeport
GHHRC (w/ SWAN)	Hartford, New Britain, Bristol, New Haven, Enfield and Torrington
Liberation Programs	Stamford, Norwalk, Bridgeport
Mid-Fairfield AIDS Project	Norwalk
Perceptions Programs Inc. (w/ UNCAS Health District)	Windham and Norwich
StamfordCARES	Stamford
Yale University CHCV	New Haven
Waterbury HD	Waterbury

Trend of Total Number of Unique Clients who Visited SSPs, 2011 - 2020

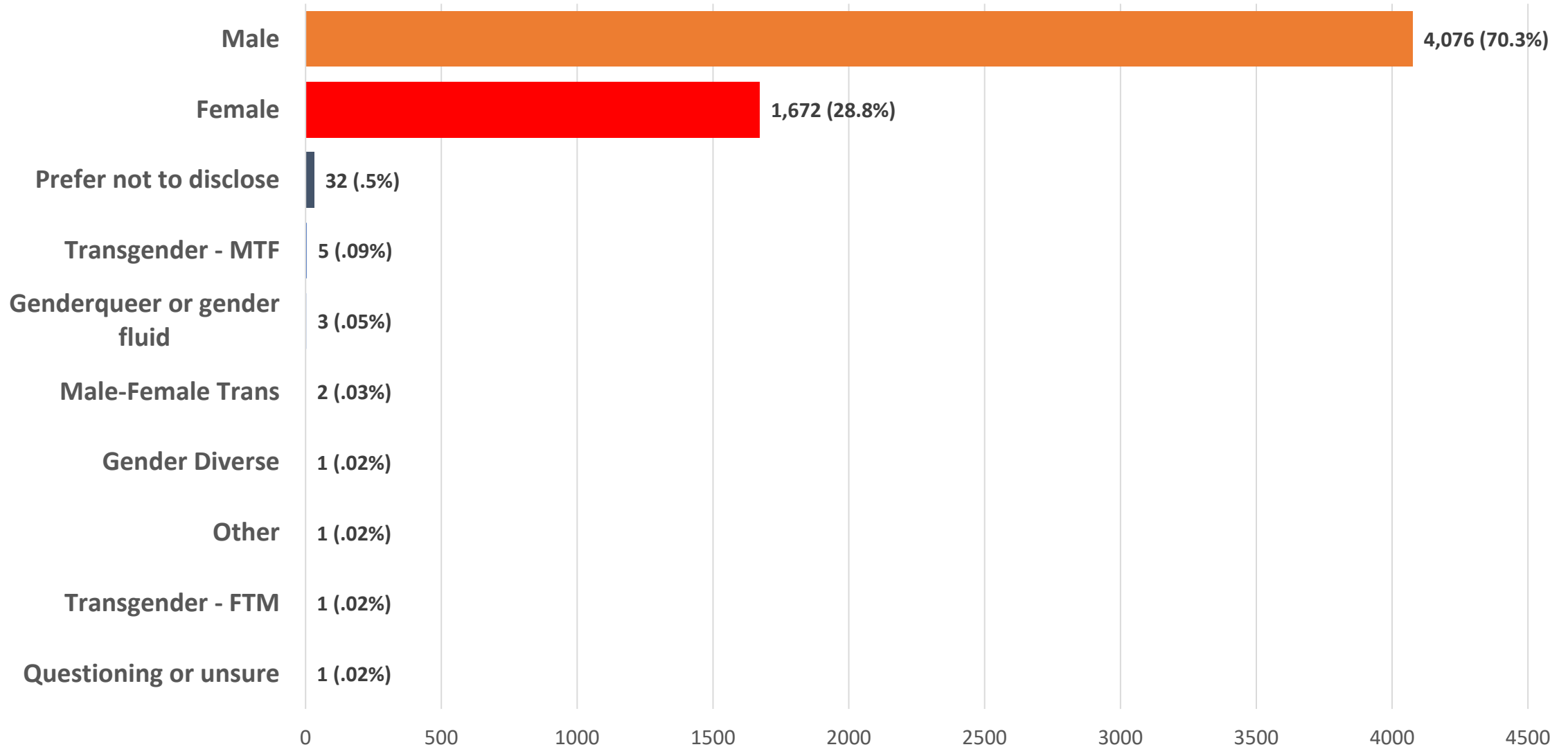


2020 SSP Clients, (N=5,794)

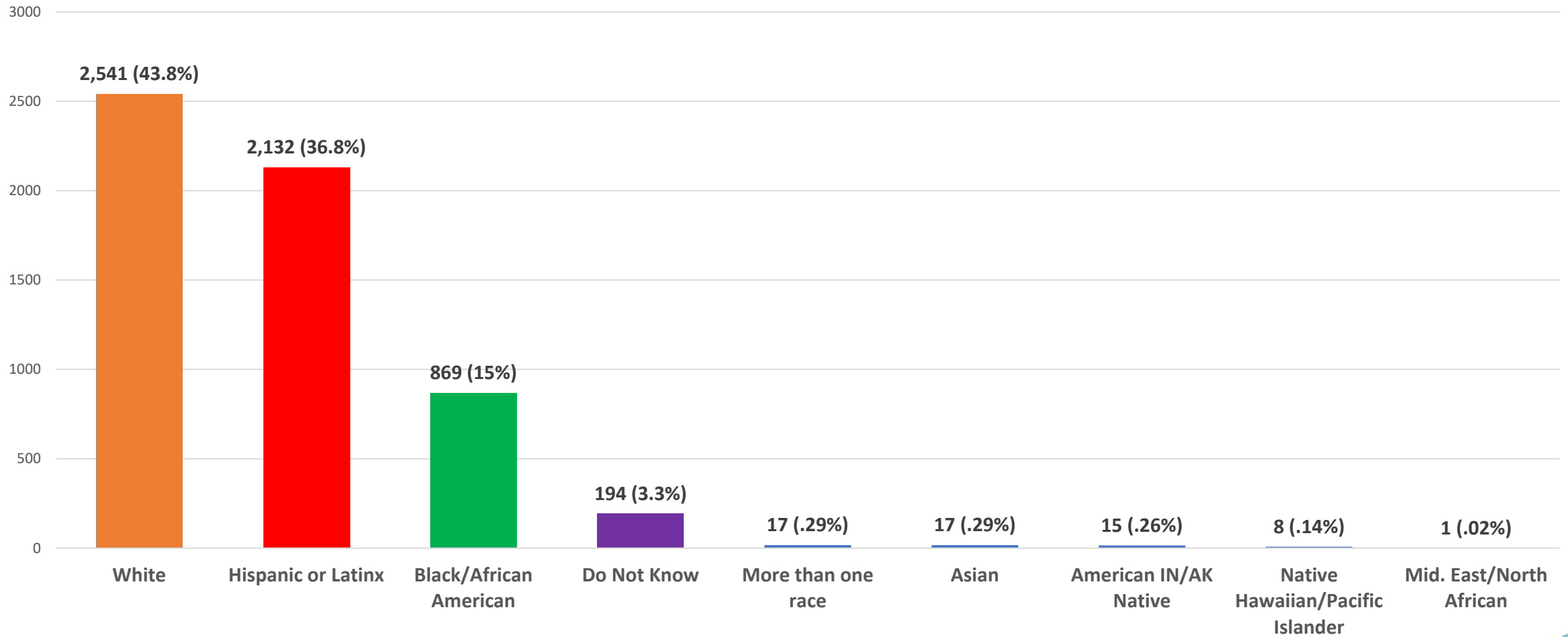


■ New Clients ■ Previous Clients

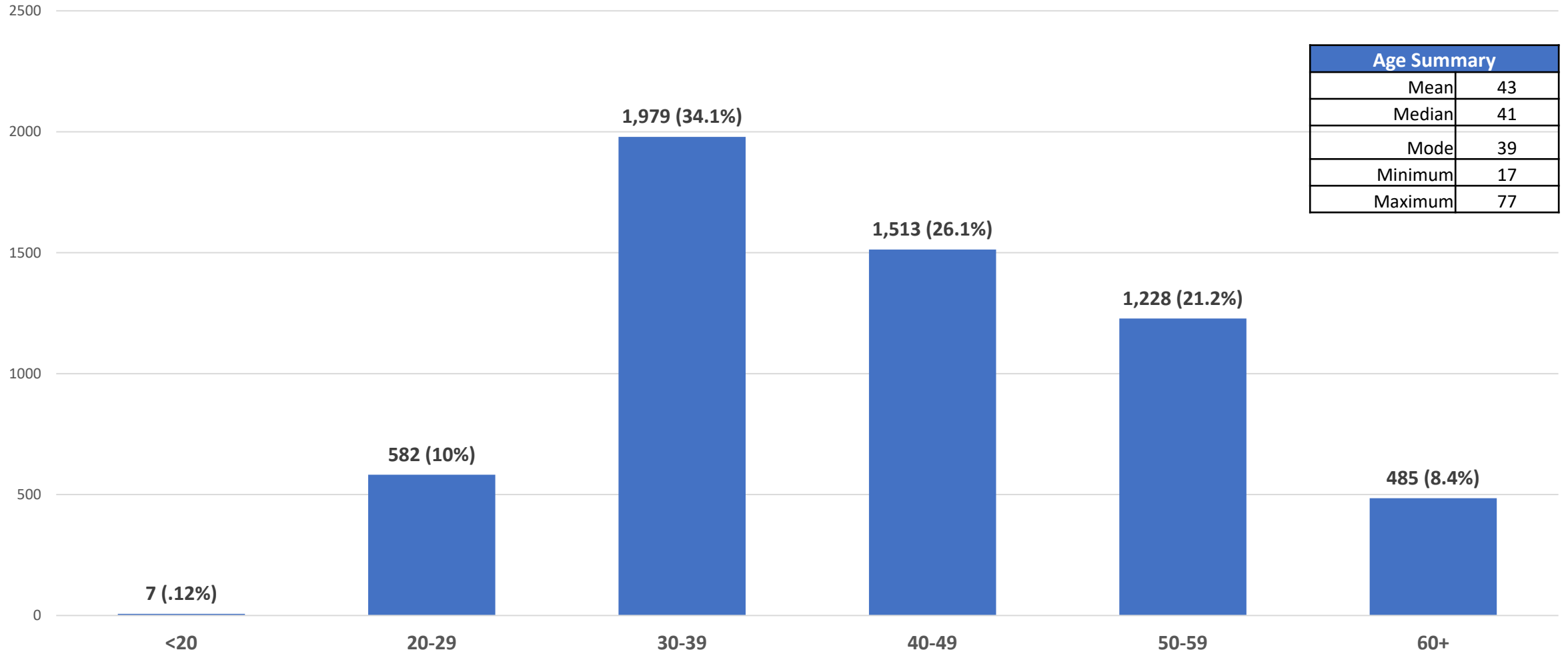
2020 SSP Clients Gender, Connecticut, (N=5,794)



2020 SSP Clients Race/Ethnicity, Connecticut, (N=5,794)

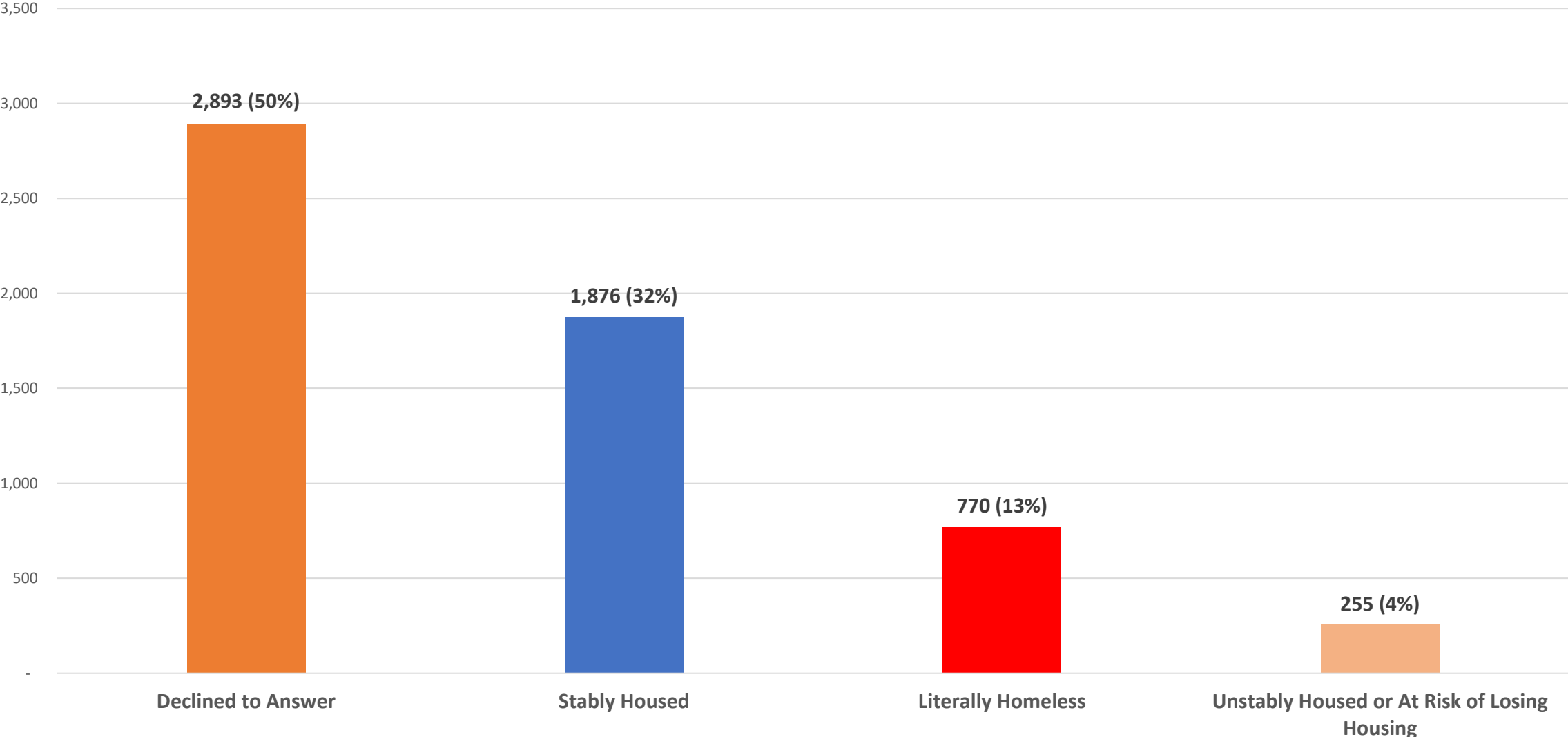


2020 SSP Clients Age Range, Connecticut, (N=5,794)

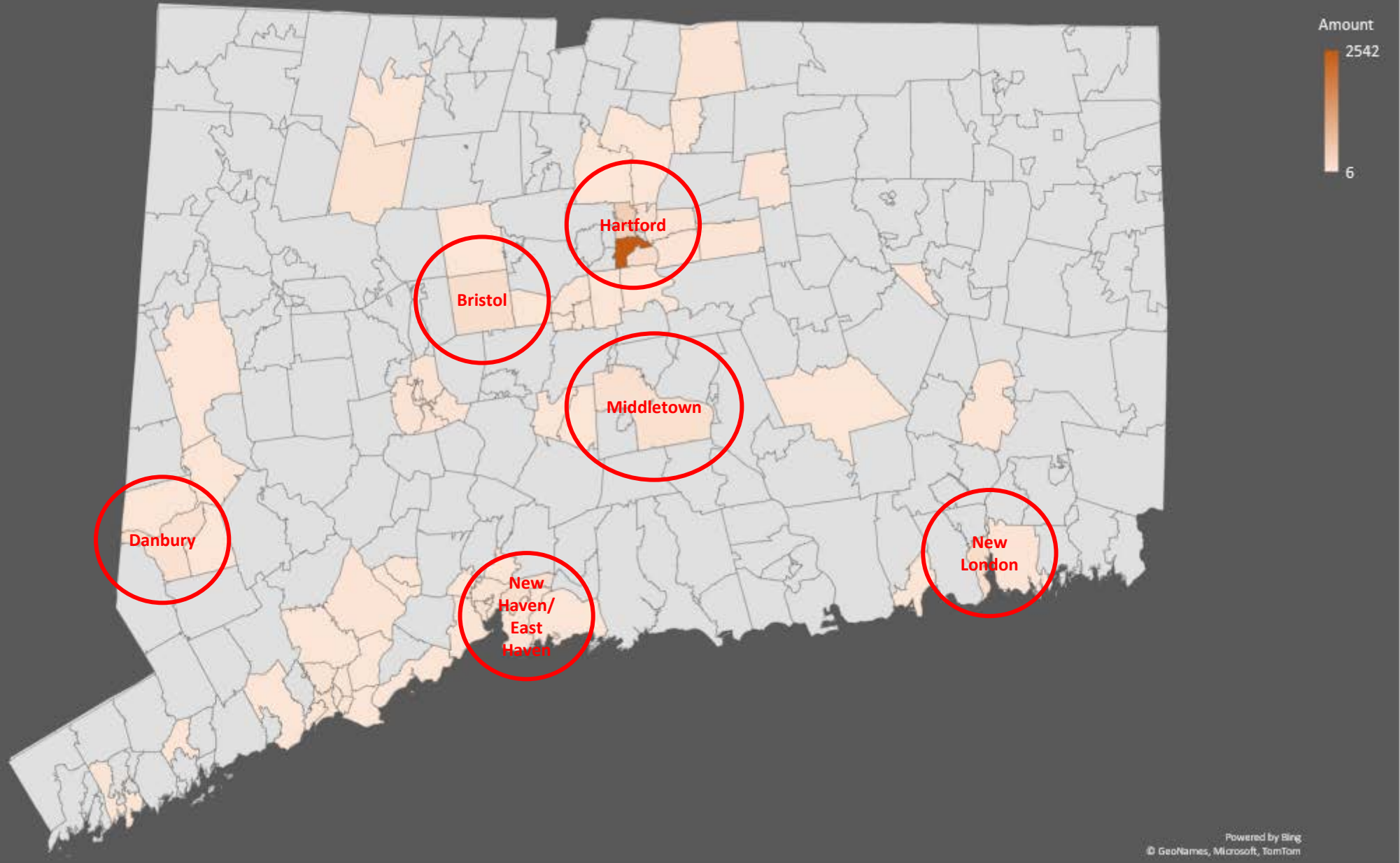


Age Summary	
Mean	43
Median	41
Mode	39
Minimum	17
Maximum	77

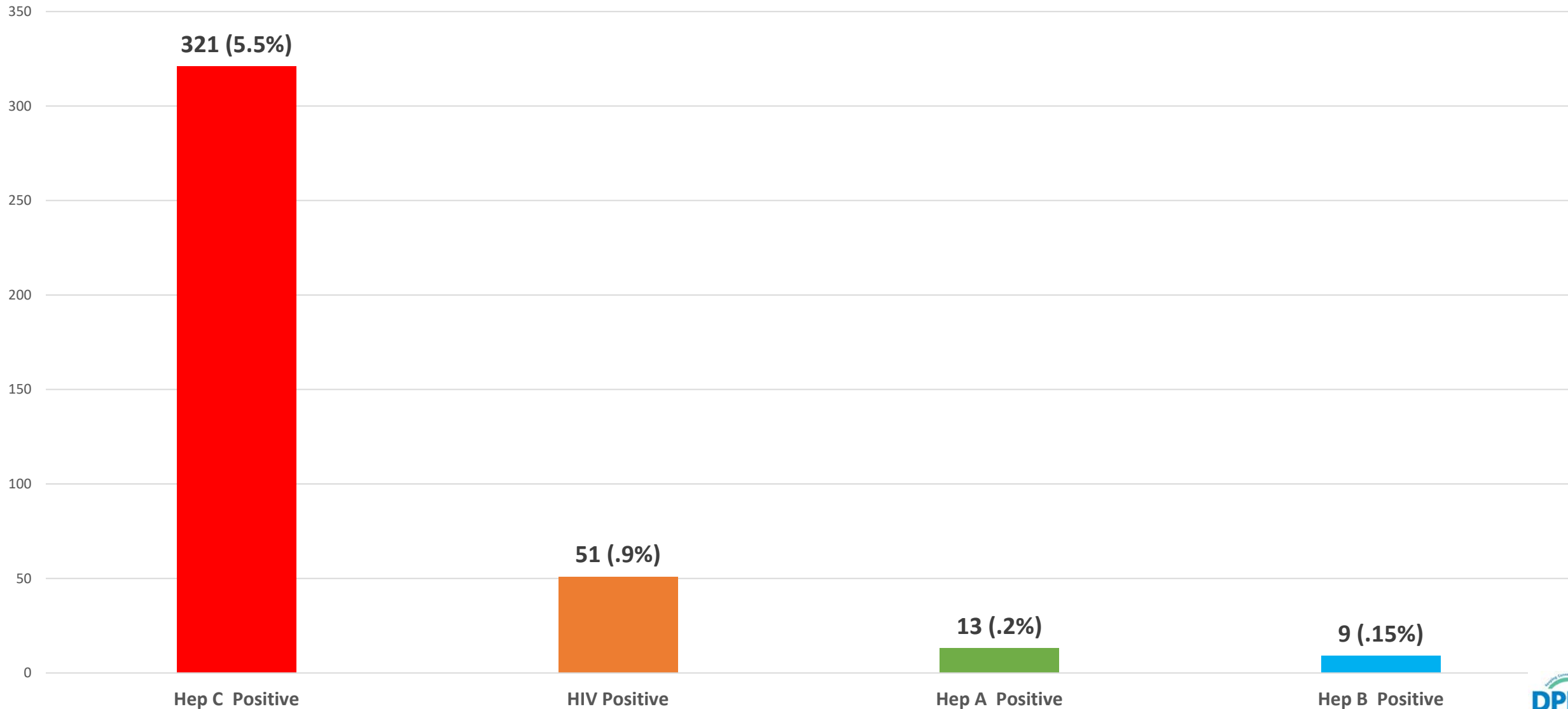
2020 SSP Clients Housing Status, Connecticut (N=5,794)



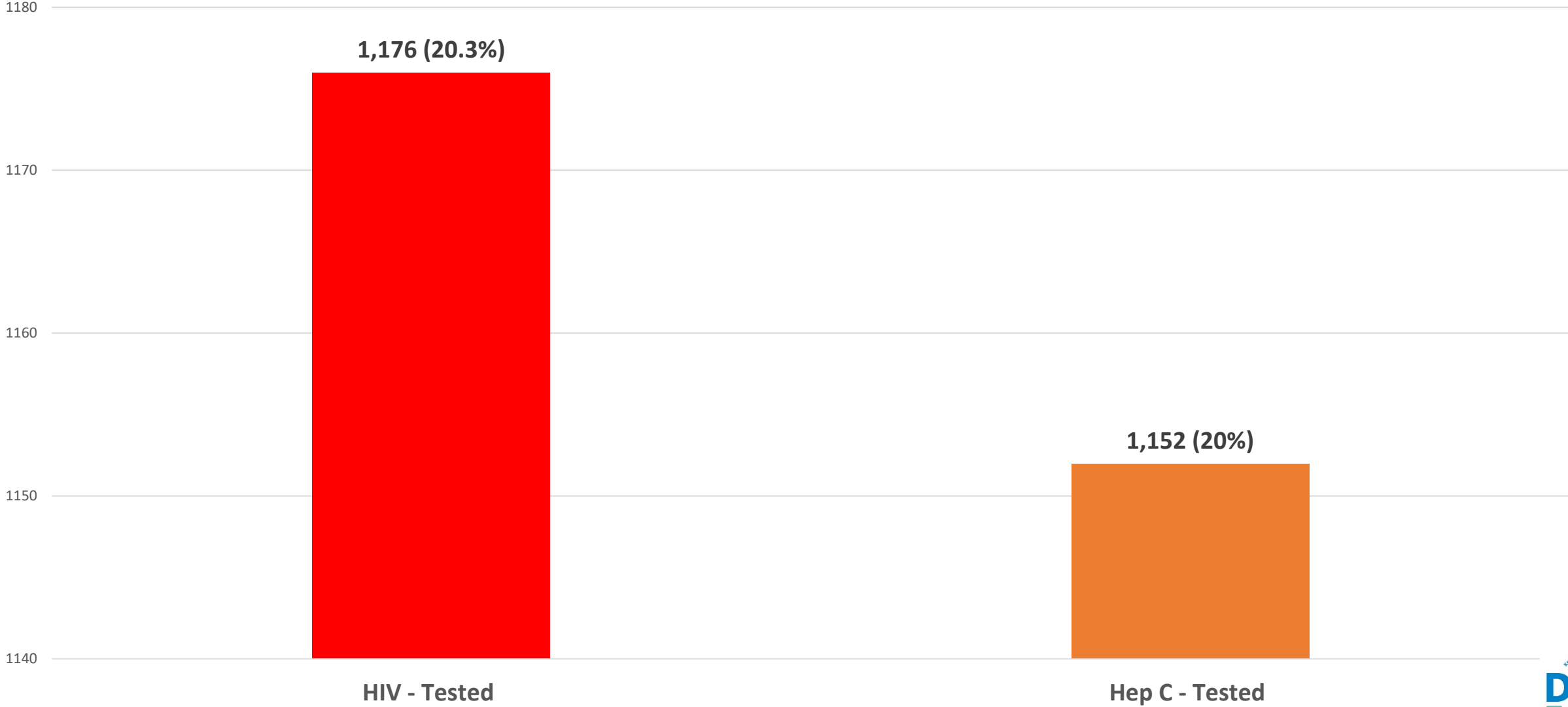
Map of 2020 SSP Clients Frequency by Zip Code, Connecticut, (n=5,563)



2020 SSP Clients by HEP C, HIV/AIDS, Co-infection and TB Self-Reported Diagnosis, (N=5,794)



2020 SSP Clients HIV and Hep C Tested Within last 12 Months, Connecticut, (N = 5,794)

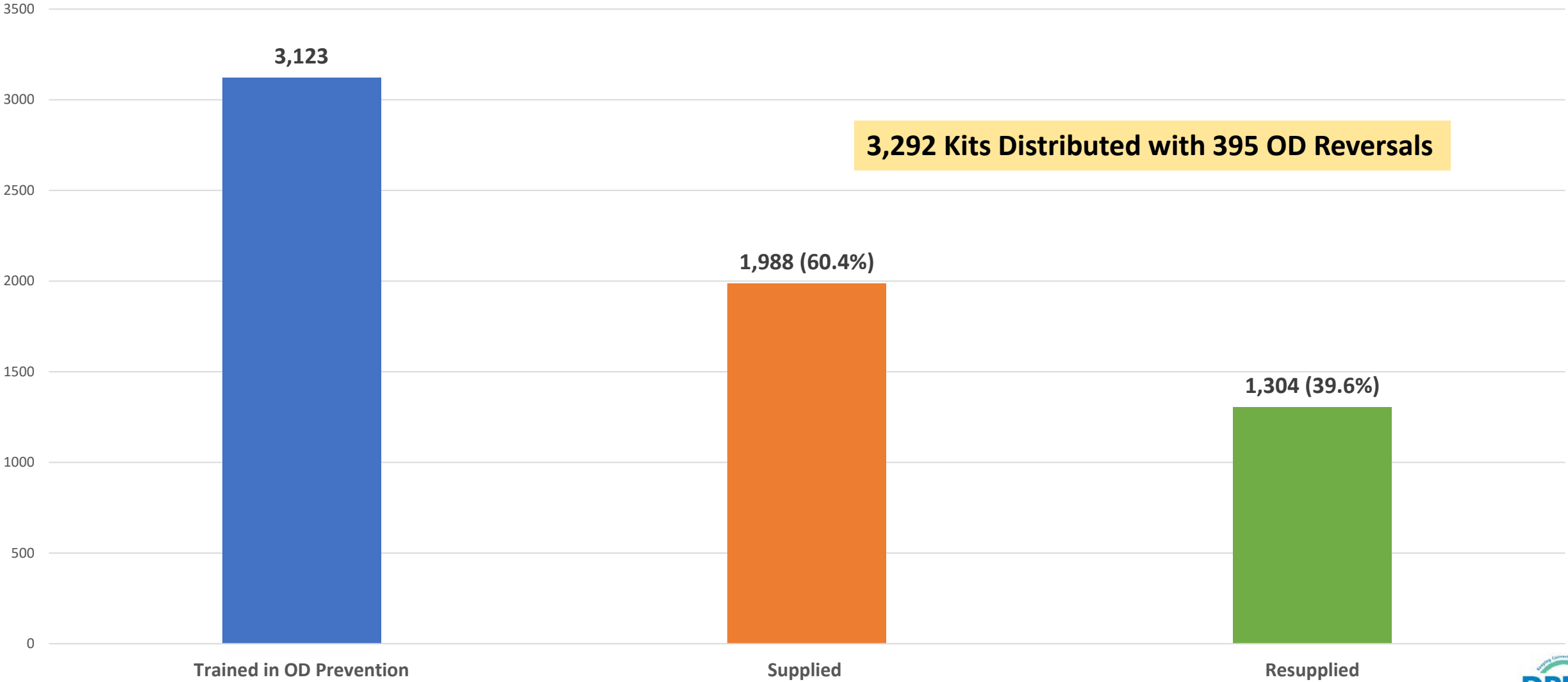


2020 SSP Clients Primary (n=3,256) and Secondary (n=981) Substance Used, Connecticut

Primary Substance Used		
Substance	Injecting	Non-Injecting
Heroin	2,021 (62.1%)	109 (3.3%)
Fentanyl	243 (7.5%)	17 (.5%)
Cocaine	139 (4.3%)	58 (1.8%)
Crack Cocaine	55 (1.7%)	555 (17%)
Methamphetamine	9 (.27%)	1 (.03%)
Steroids Anabolic	4 (.1%)	
Heroin Black Tar	2 (.06%)	
Prescription Opioids	2 (.06%)	2 (.06%)
Marijuana/Cannabis		26 (.8%)
Benzos		5 (.15%)
Oxy		1 (.03%)
Prescription Opioids		7 (.2%)

Secondary Substance Used		
Substance	Injecting	Non-Injecting
Cocaine	169 (17.2%)	47 (4.8%)
Heroin	109 (11%)	19 (2%)
Crack Cocaine	32 (3.3%)	534 (54.4%)
Fentanyl	30 (3%)	5 (.5%)
Methamphetamine	6 (.6%)	5 (.5%)
Benzos	1 (.1%)	3 (.3%)
Heroin Black Tar	1 (.1%)	
Oxy	1 (.1%)	
Marijuana/Cannabis		15 (1.5%)
Prescription Opioids		4 (.4%)

2020 SSP Clients Trained (n=3,123) in OD Prevention, Resupplied and Supplied with Naloxone Kit, Connecticut



Number of OD Kits Distributed (2016-2020)

SSP Clients

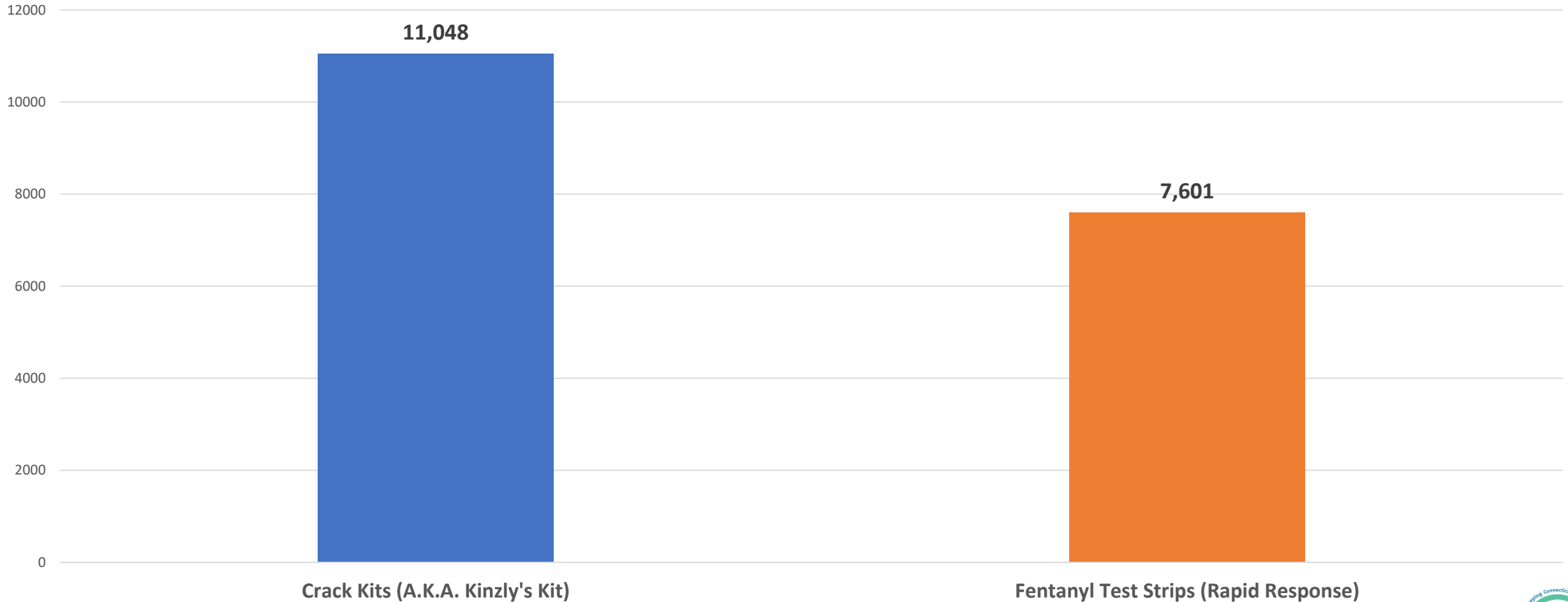
- YR 2016 - 1,301 Kits Distributed with 208 OD Reversals
- YR 2017 - 1,060 Kits Distributed with 158 OD Reversals
- YR 2018 - 515 Kits Distributed with 131 OD Reversals
- YR 2019 - 1,714 Kits Distributed with 274 OD Reversals
- YR 2020 - 3,292 Kits Distributed with 395 OD Reversals

Community Naloxone Distribution

- YR 2016 -3,210 Kits Distributed
- YR 2017 -2,122 Kits Distributed
- YR 2018 -408 Kits Distributed
- YR 2019 -2,602 Kits Distributed*
- YR 2020 -2,602 Kits Distributed*

* = DMHAS & DPH Community Naloxone Distribution Project, 2019 and 2020

2020 SSP Clients Fentanyl Test Strips (Rapid Response) and Crack Kits (A.K.A. Kinzly's Kit) Distributed, Connecticut, (N=5,794)



Pre and Post COVID-19 SSP Data

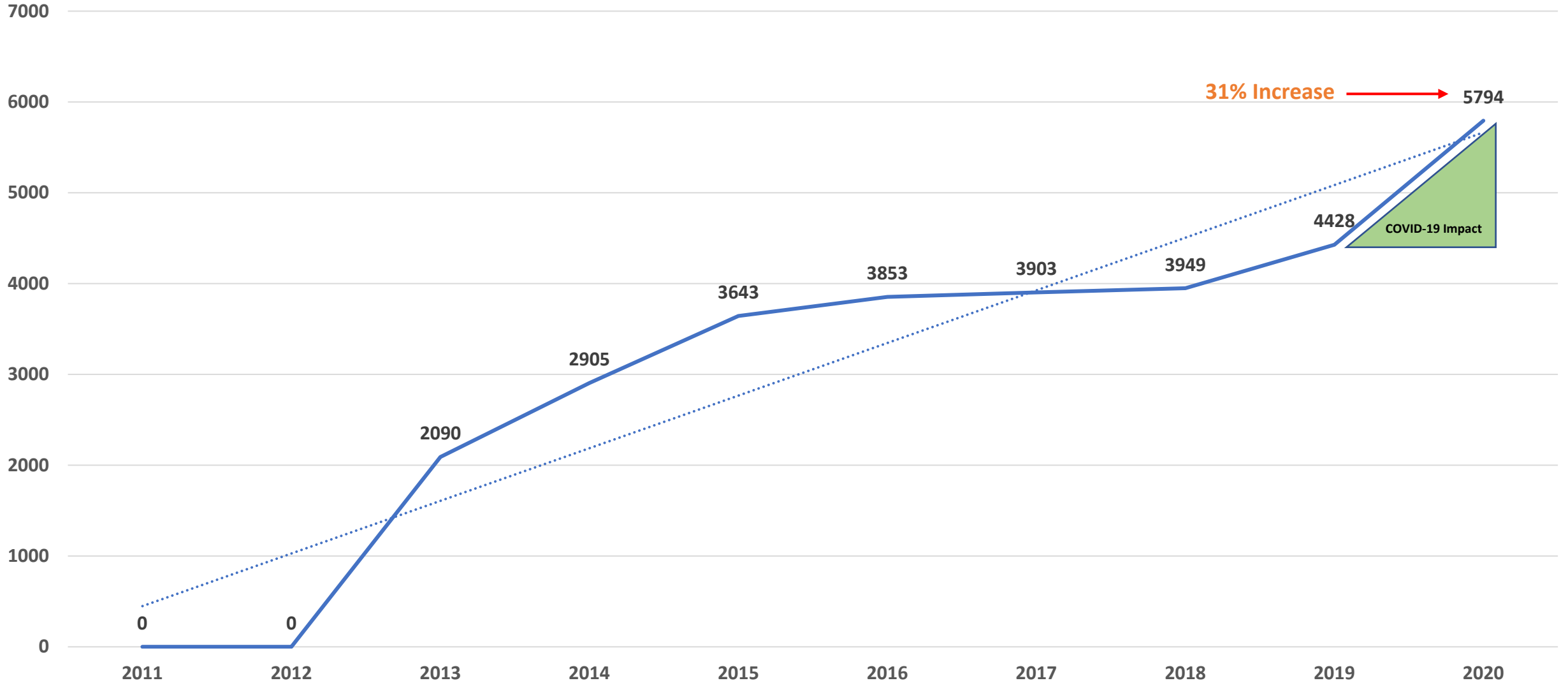
In 2019:

- **4,428** SSP Clients provided with harm reduction services
- **20,587** transactions by SSP clients
- **1,137,746** Syringes Dispensed
- **753,292** Syringes Collected
- **1,742** Narcan Kits Distributed (**Supply: 961; Resupply: 753**)

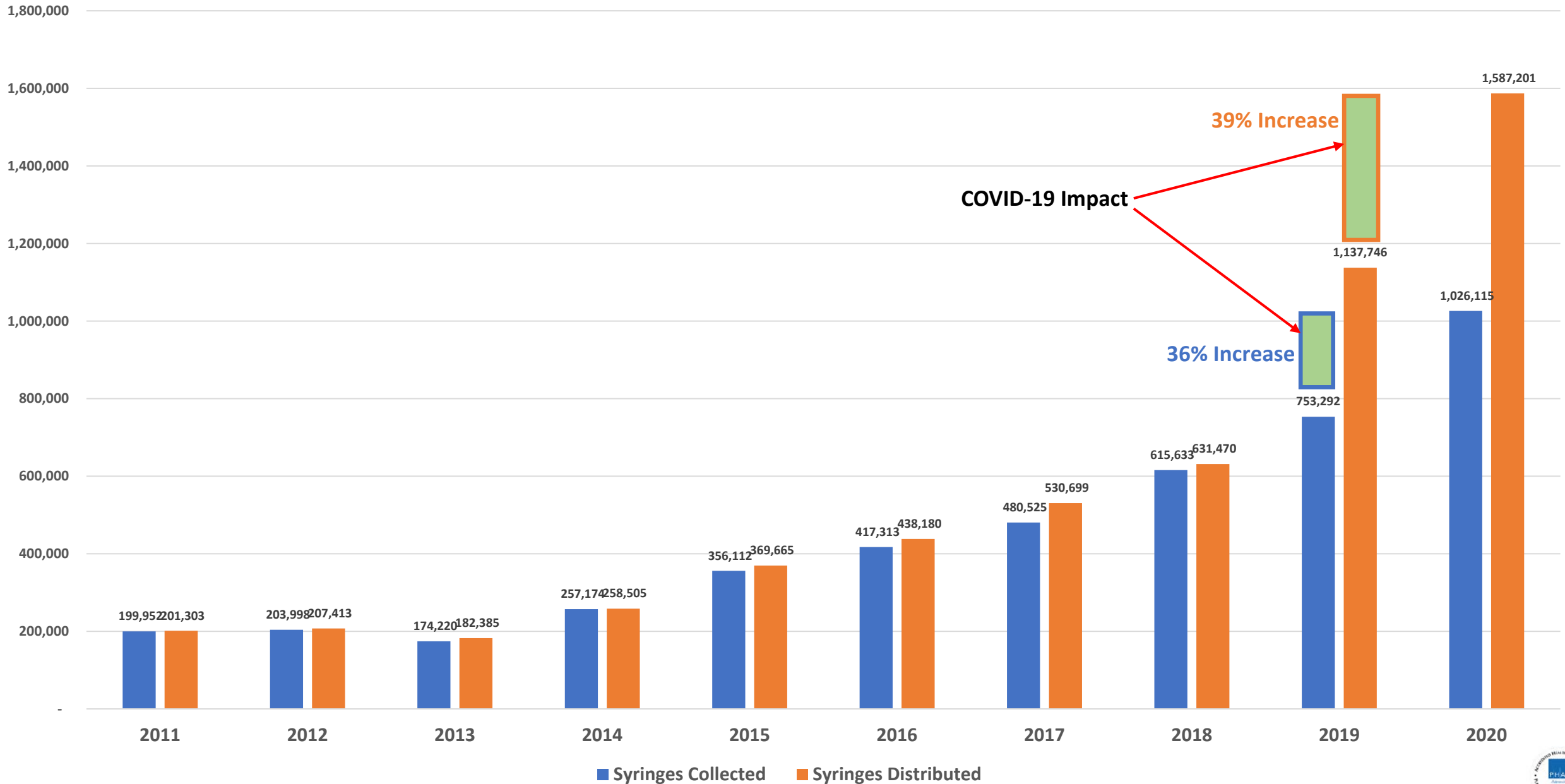
In 2020:

- **5,794** SSP Clients provided with harm reduction services ↑
- **23,727** transactions by SSP clients ↑
- **1,587,201** Syringes Dispensed ↑
- **1,026,115** Syringes Collected ↑
- **2,576** Narcan Kits Distributed (**Supply: 1,395; Resupply: 1,181**) ↑

Trend of Total Number of Unique Clients who Visited SSPs, 2011 - 2020

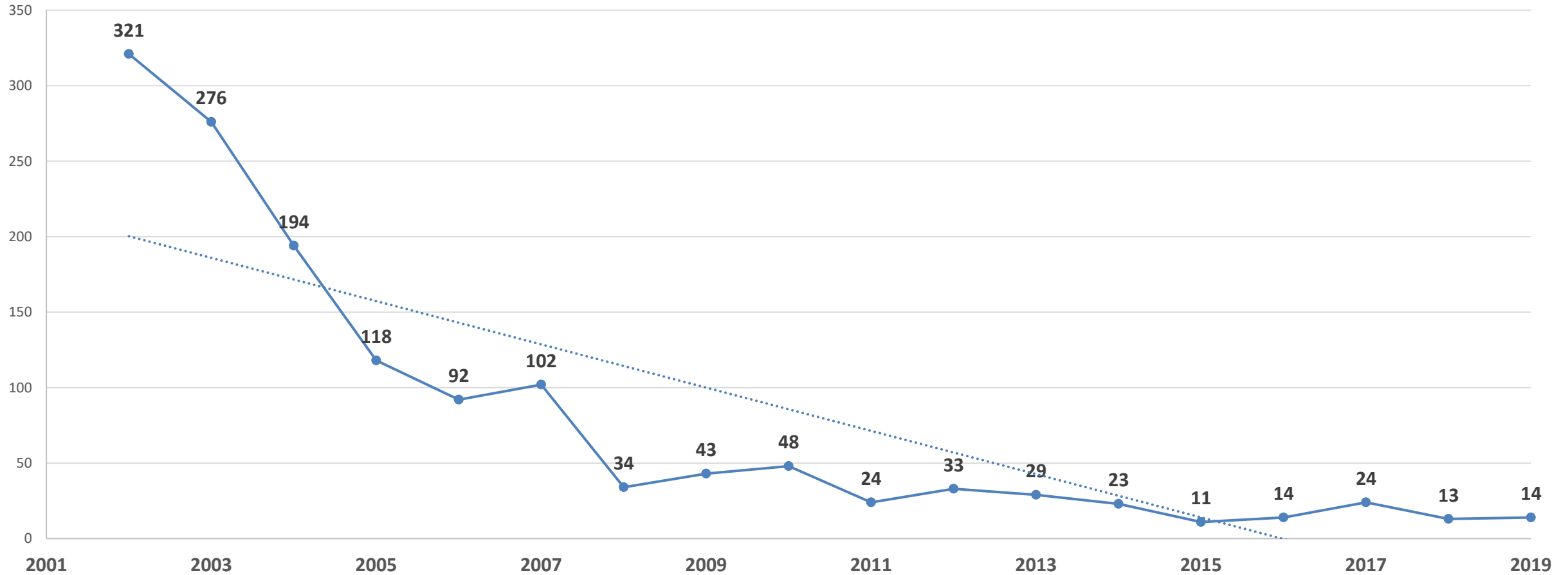


Trend of SSPs' Syringes Collected vs Distributed, 2011 - 2020



SSPs Impact on HIV

HIV Newly Dx Cases by PWID (IDU), 2002-2019, Connecticut



In Conclusion: 2020 SSP Data by the Numbers

- **13 SSPs** providing drug user health services in Connecticut
- **5,794** SSP Clients provided with harm reduction services
- **1,587,201** Syringes Dispensed
- **1,026,115** Syringes Collected
- **23,727** transactions conducted by SSP clients
- **3,292** Narcan Kits Distributed
(Supply: 1,988; Resupply: 1,304; OD Kits Used: 395)
- **11,048** Crack Kits distributed
- **7,601** Fentanyl Test Strips distributed
- **51** HIV positive clients provided SSP services
- **321** Hep C positive clients provided SSP services

Next Steps

Stats to be presented in 2022:

- Secondary Distribution data for 2021
- Crack Smoking Population data for 2021
- Sex workers data for 2021

The End

Questions?

Thank you!

Special Thanks to all SSP staff!