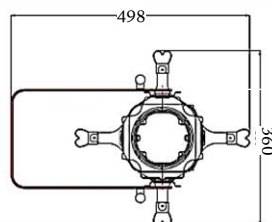
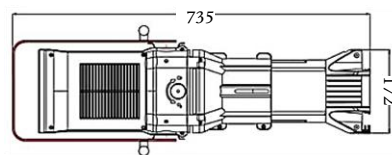


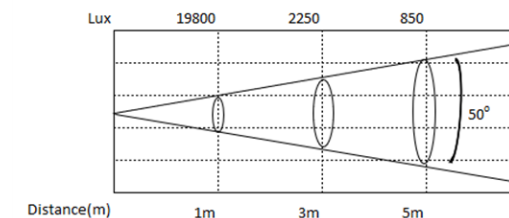
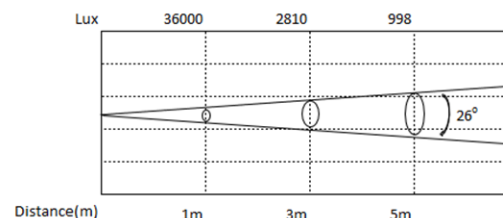
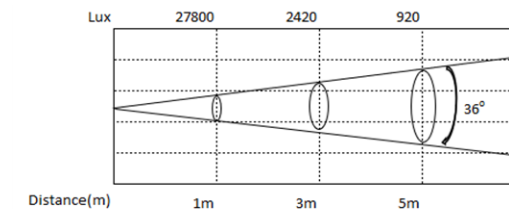
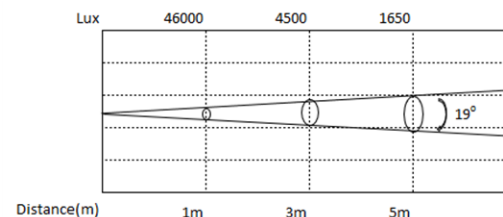
SOLAR PRO 200 TW/CW



DIMENSIONS



ILLUMINANCE AT DISTANCE



OPTICAL SYSTEM

Light Source: 200W COB LED

Beam angle: 19°, 26°, 36°, 50° for option

SPECIFICATIONS

Control: DMX, Master/Slave, Auto mode

Control: 4 dimming curves, stand alone

IP rate: IP20

Size: 720x340x320mm

Net Weight: 9kg

Light body: PVC, Body colour: Black

ELECTRICAL SPECS

Power voltage: AC100-240/50-60Hz

Power consumption: 220W

Data input/output: 3P-XLR Input/Output, DMX512 Data

FEATURES

Electronic strobe: 0-20Hz

Electronic dimming: 0-100%

Indicators: 4 digit LED display

Ra: ≥95, RQ: ≥95

Solar Pro 200 TW/CW is Nouvoled first 200W LED COB profile with option of 3200K or 5600K. Its designed to be compact and yet powerful, for almost any type of application.