



MasterTrac
CUSTOM CLOSET SYSTEM

SPEC BOOK
579163




PRODUCT FINISHES

PRODUCT FINISHES


Choose from 3 popular finishes.

**Spiced Mahogany**

A premium finish of reddish brown with dark woodgrain. Add a contemporary flair.

**WHITE**

A bright, clean look. Always a classic.

**Slate Rift**

A premium finish with dark and light gray woodgrain. On trend.

HARDWARE FINISHES

HARDWARE FINISHES


Items listed by available finish.

**Polished
Chrome**



- Knob
- Pull
- Contemporary Pull
- Valet Rod
- Sliding Tie Rack
- Sliding Belt Rack
- Sliding Scarf Rack
- Coat Hook
- Double Hook
- Waterfall Hook
- Baskets
- Shoe Fence
- Rod/Rod Cups

**Matte Gold /
Brushed Brass**



- Knob
- Pull
- Contemporary Pull

**Matte
Black**



- Pull
- Contemporary Pull

**Matte
Aluminum**




- Knob
- Contemporary Pull
- Valet Rod
- Sliding Tie Rack
- Sliding Belt Rack
- Sliding Scarf Rack
- Coat Hook
- Double Hook
- Waterfall Hook
- Baskets
- Shoe Fence
- Rod/Rod Cups

**Brushed Nickel /
Stainless Steel**



- Contemporary Pull

White



- Valet Rod
- Sliding Tie Rack
- Sliding Belt Rack
- Broom Holder

Slate



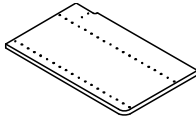
- Knob

HANGING UPRIGHT PANELS 14 1/2" D

HANGING UPRIGHTS

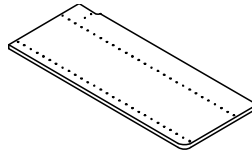
24" Upright

UP24-L
UP24-C
UP24-R



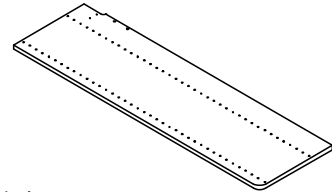
36" Upright

UP36-L
UP36-C
UP36-R



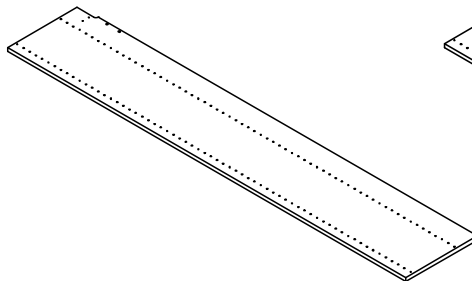
48" Upright

UP48-L
UP48-C
UP48-R



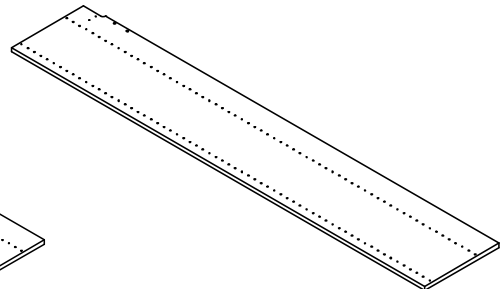
72" Upright

UP72-L
UP72-C
UP72-R



80" Upright

UP80-L
UP80-C
UP80-R



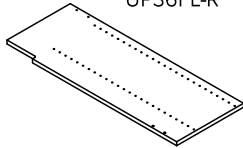
Description	Part ID	Dimensions	Pack Qty	White Item #	Slate Rift Item #	Spiced Mahogany Item #
24" Left End Upright	UP24-L	23.5" x 14.5" x .75"	4	432132	430324	432739
36" Left End Upright	UP36-L	35" x 14.5" x .75"	4	432133	430789	432740
48" Left End Upright	UP48-L	48.75" x 14.5" x .75"	4	432134	430791	432741
72" Left End Upright	UP72-L	72" x 14.5" x .75"	2	435032	435034	435033
80" Left End Upright	UP80-L	80.25" x 14.5" x .75"	2	432135	430792	432742
24" Upright Center	UP24-C	23.5" x 14.5" x .75"	4	432515	430796	432745
36" Upright Center	UP36-C	35.25" x 14.5" x .75"	4	432516	430797	432746
48" Upright Center	UP48-C	48.75" x 14.5" x .75"	4	432517	430798	432747
72" Upright Center	UP72-C	72" x 14.5" x .75"	2	435029	435031	435030
80" Upright Center	UP80-C	80.25" x 14.5" x .75"	2	432518	430799	432748
24" Right End Upright	UP24-R	23.5" x 14.5" x .75"	4	432521	430803	432751
36" Right End Upright	UP36-R	35" x 14.5" x .75"	4	432133	430789	432740
48" Right End Upright	UP48-R	48.75" x 14.5" x .75"	4	432523	430805	432753
72" Right End Upright	UP72-R	72" x 14.5" x .75"	2	435035	435037	435036
80" Right End Upright	UP80-R	80.25" x 14.5" x .75"	2	432524	430806	432754

- All Uprights available in Left Stop Drilled, Center Thru Drilled, and Right Stop Drilled

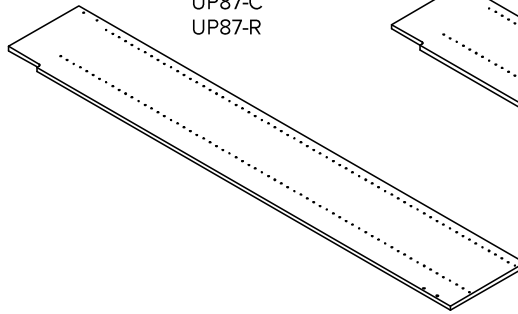
FLOOR STANDING UPRIGHT PANELS 14 1/2" D. AND 19" D.

FLOOR STANDING UPRIGHTS

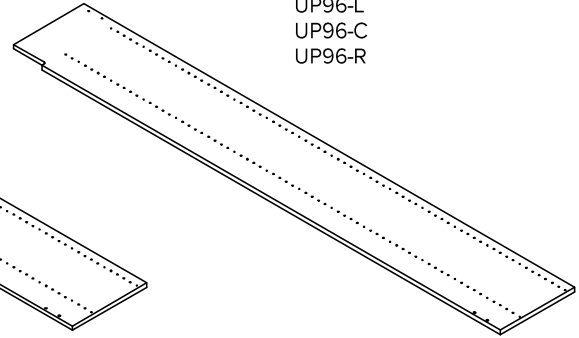
36" Upright
UP36FL-L
UP36FL-C
UP36FL-R



87" Upright
UP87-L
UP87-C
UP87-R

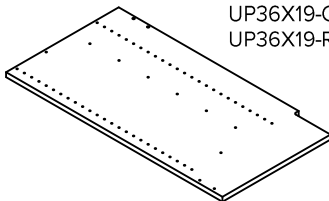


96" Upright
UP96-L
UP96-C
UP96-R

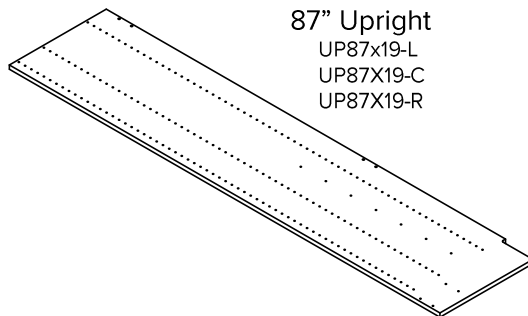


Description	Part ID	Dimensions	Pack Qty	White Item #	Slate Rift Item #	Spiced Mahogany Item #
36" Left End Upright	UP36FL-L	37.5" x 14.5" x .75"	4	434837	434839	434838
87" Left End Upright	UP87-L	86.5" x 14.5" x .75"	2	432136	430794	432743
96" Left End Upright	UP96-L	95.37" x 14.5" x .75"	2	432514	430795	432744
36" Center Upright	UP36FL-C	37.5" x 14.5" x .75"	4	434834	484836	434835
87" Center Upright	UP87-C	86.5" x 14.5" x .75"	2	432519	430801	432749
96" Upright Center	UP96-C	95.37" x 14.5" x .75"	2	432520	430802	432750
36" Right End Upright	UP36FL-R	37.5" x 14.5" x .75"	4	434840	434842	434841
87" Right End Upright	UP87-R	86.5" x 14.5" x .75"	2	432525	430807	432755
96" Right End Upright	UP96-R	95.37" x 14.5" x .75"	2	432526	430808	432756

36" Upright
UP36X19-L
UP36X19-C
UP36X19-R



87" Upright
UP87X19-L
UP87X19-C
UP87X19-R



Description	Part ID	Dimensions	Pack Qty	White Item #	Slate Rift Item #	Spiced Mahogany Item #
36" Left End Upright	UP36X19-L	37.5" x 19" x .75"	4	434846	434848	434847
87" Left End Upright	UP87X19-L	95.37" x 19" x .75"	2	434855	434857	434856
36" Center Upright	UP36X19-C	37.5" x 19" x .75"	4	434843	434845	434844
87" Center Upright	UP87X19-C	86.5" x 19" x .75"	2	434852	434854	434853
36" Right End Upright	UP36X19-R	37.5" x 19" x .75"	4	434849	434851	434850
87" Right End Upright	UP87X19-R	86.5" x 19" x .75"	2	434858	434860	434859

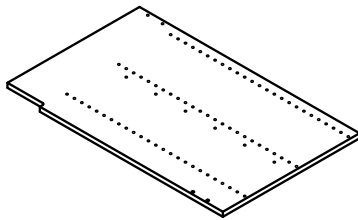
- All Uprights available in Left Stop Drilled, Center Thru Drilled, and Right Stop Drilled

UPRIGHT PANELS 23 1/4" D

FLOOR STANDING UPRIGHTS

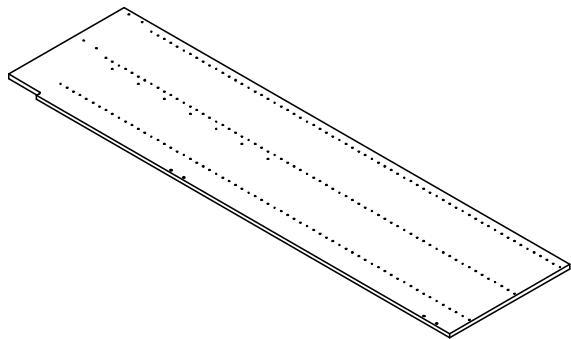
36" Upright

- UP36X24-L
- UP36X24-C
- UP36X24-R



87" Upright

- UP36X24-L
- UP36X24-C
- UP36X24-R

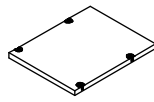


Description	Part ID	Dimensions	Pack Qty	White Item #	Slate Rift Item #	Spiced Mahogany Item #
36" Left End Upright	UP36X24-L	37.5" x 23.5" x .75"	4	432539	430809	432769
87" Left End Upright	UP87X24-L	86.5" x 23.5" x .75"	2	432540	430810	432770
36" Upright Center	UP36X24-C	37.5" x 23.5" x .75"	4	432541	430811	432771
87" Upright Center	UP87X24-C	86.5" x 23.5" x .75"	2	432542	430812	432772
36" Right End Upright	UP36X24-R	37.5" x 23.5" x .75"	4	432543	430813	432773
87" Right End Upright	UP87X24-R	86.5" x 23.5" x .75"	2	432544	430814	432774

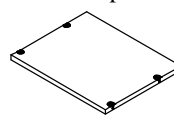
FIXED SHELVES

14 3/8" DEEP

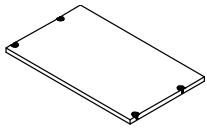
12" Fixed Shelf
FS12



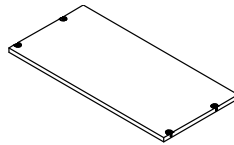
18" Fixed Shelf
FS18



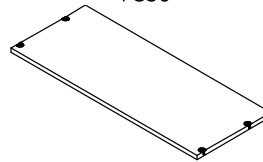
24" Fixed Shelf
FS24



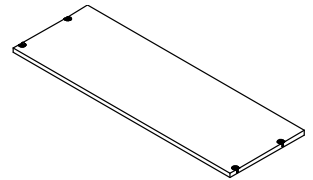
30" Fixed Shelf
FS30



36" Fixed Shelf
FS36

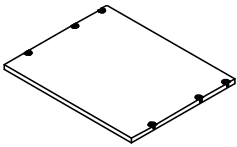


42" Fixed Shelf
FS42

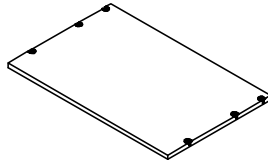


19" DEEP

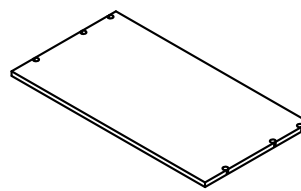
24" Fixed Shelf
HSF24



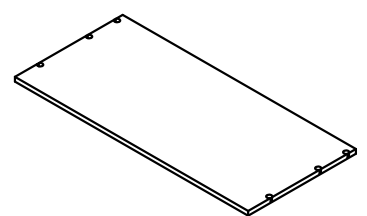
30" Fixed Shelf
HSF30



36" Fixed Shelf
FS36X19

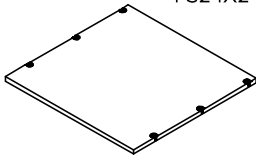


42" Fixed Shelf
FS42X19

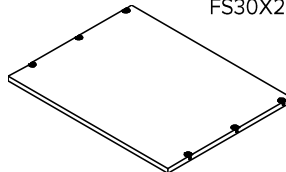


23 1/4" DEEP

24" Fixed Shelf
FS24X24

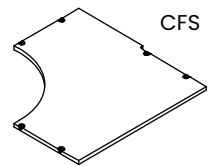


30" Fixed Shelf
FS30X24



CORNER SHELF

CFS



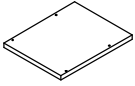
Description	Part ID	Dimensions	Pack Qty	White Item #	Slate Rift Item #	Spiced Mahogany Item #
12" Fixed Shelf	FS12	12" x 14.5" x .75"	4	432527	431988	432757
18" Fixed Shelf	FS18	18" x 14.5" x .75"	4	432528	430819	432758
24" Fixed Shelf	FS24	24" x 14.5" x .75"	4	432529	430820	432759
30" Fixed Shelf	FS30	30" x 14.5" x .75"	4	432530	430821	432760
36" Fixed Shelf	FS36	36" x 14.5" x .75"	4	432531	430822	432761
42" Fixed Shelf	FS42	42" x 14.5" x .75"	4	432532	430823	432762
24" Fixed Shelf	HSF24	24" x 19.37" x .75"	4	432552	431659	432782
30" Fixed Shelf	HSF30	30" x 19.37" x .75"	4	432553	431660	432783
36" Fixed Shelf	FS36X19	36" x 19" x .75"	4	434861	434863	434862
42" Fixed Shelf	FS42X19	42" x 19" x .75"	4	434864	434866	434865
24" Fixed Shelf	FS24X24	24" x 23.5" x .75"	4	432545	431889	432775
30" Fixed Shelf	FS30X24	30" x 23.5" x .75"	4	432546	431891	432776
Fixed Corner Shelf	CFS	29.5" x 29.5" x .75"	4	432556	430833	432786

ADJUSTABLE SHELVES

14 3/8" DEEP

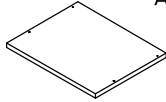
12" Adjustable Shelf

AS12



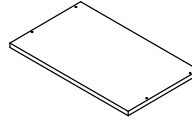
18" Adjustable Shelf

AS18



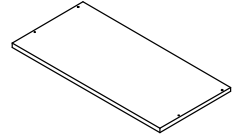
24" Adjustable Shelf

AS24



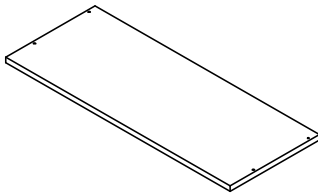
30" Adjustable Shelf

AS30



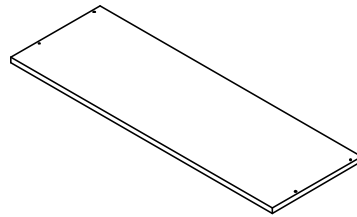
36" Adjustable Shelf

AS36



42" Adjustable Shelf

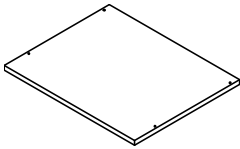
AS42



19" DEEP

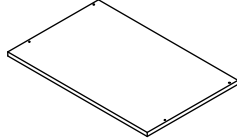
24" Adjustable Shelf

HAS24



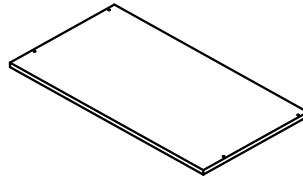
30" Adjustable Shelf

AS30



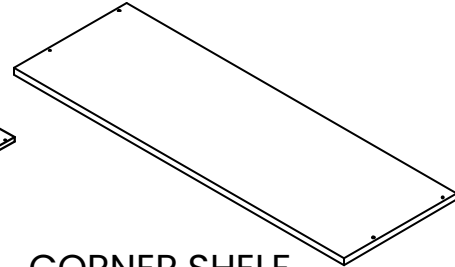
36" Adjustable Shelf

AS36X19



42" Adjustable Shelf

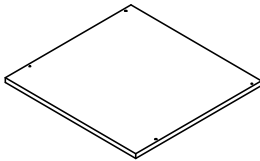
AS42X19



23 1/4" DEEP

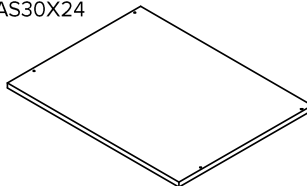
24" Adjustable Shelf

AS24X24



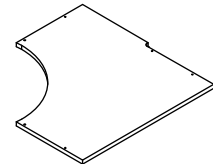
30" Adjustable Shelf

AS30X24



CORNER SHELF

CAS

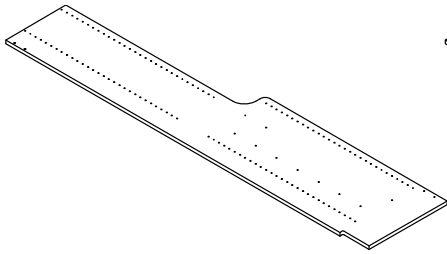


Description	Part ID	Dimensions	Pack Qty	White Item #	Slate Rift Item #	Spiced Mahogany Item #
12" Adjustable Shelf	AS12	12" x 14.5" x .75"	4	432533	431989	432763
18" Adjustable Shelf	AS18	18" x 14.5" x .75"	4	432534	430828	432764
24" Adjustable Shelf	AS24	24" x 14.5" x .75"	4	432535	430829	432765
30" Adjustable Shelf	AS30	30" x 14.5" x .75"	4	432536	430830	432766
36" Adjustable Shelf	AS36	36" x 14.5" x .75"	4	432537	430831	432767
42" Adjustable Shelf	AS42	42" x 14.5" x .75"	4	432538	430832	432768
24" Adjustable Shelf	HAS24	24" x 19.37" x .75"	4	432554	431661	432784
30" Adjustable Shelf	HAS30	30" x 19.37" x .75"	4	432555	431662	432785
36" Adjustable Shelf	AS36X19	36" x 19" x .75"	4	434867	434869	434868
42" Adjustable Shelf	AS42X19	42" x 19" x .75"	4	434870	434872	434871
24" Adjustable Shelf	AS24X24	24" x 23.5" x .75"	4	432547	431890	432777
30" Adjustable Shelf	AS30X24	30" x 23.5" x .75"	4	432548	431892	432778
Adjustable Corner Shelf	CAS	29.5" x 29.5" x .75"	4	432557	430834	432787

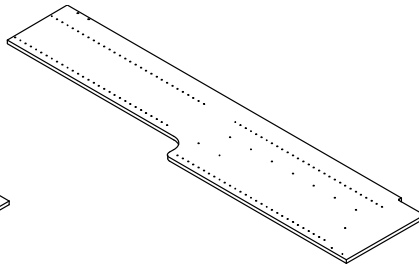
HUTCH PANELS & SHELVES

HUTCH STANDING UPRIGHTS

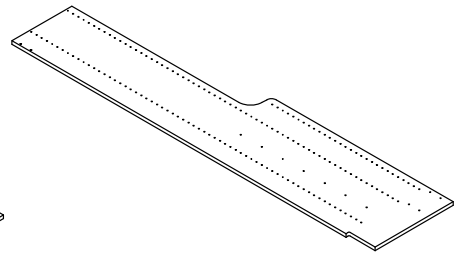
Hutch Right End
H87-R



Hutch Left End
H87-L

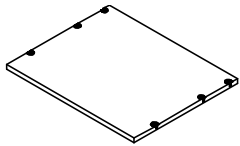


Hutch Center Upright
H87-C

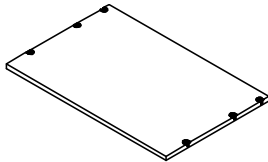


HUTCH SHELVES

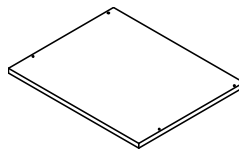
24" Hutch Fixed Shelf
HFS24



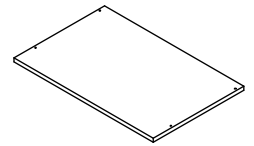
30" Hutch Fixed Shelf
HFS30



24" Hutch Adjustable Shelf
HAS24

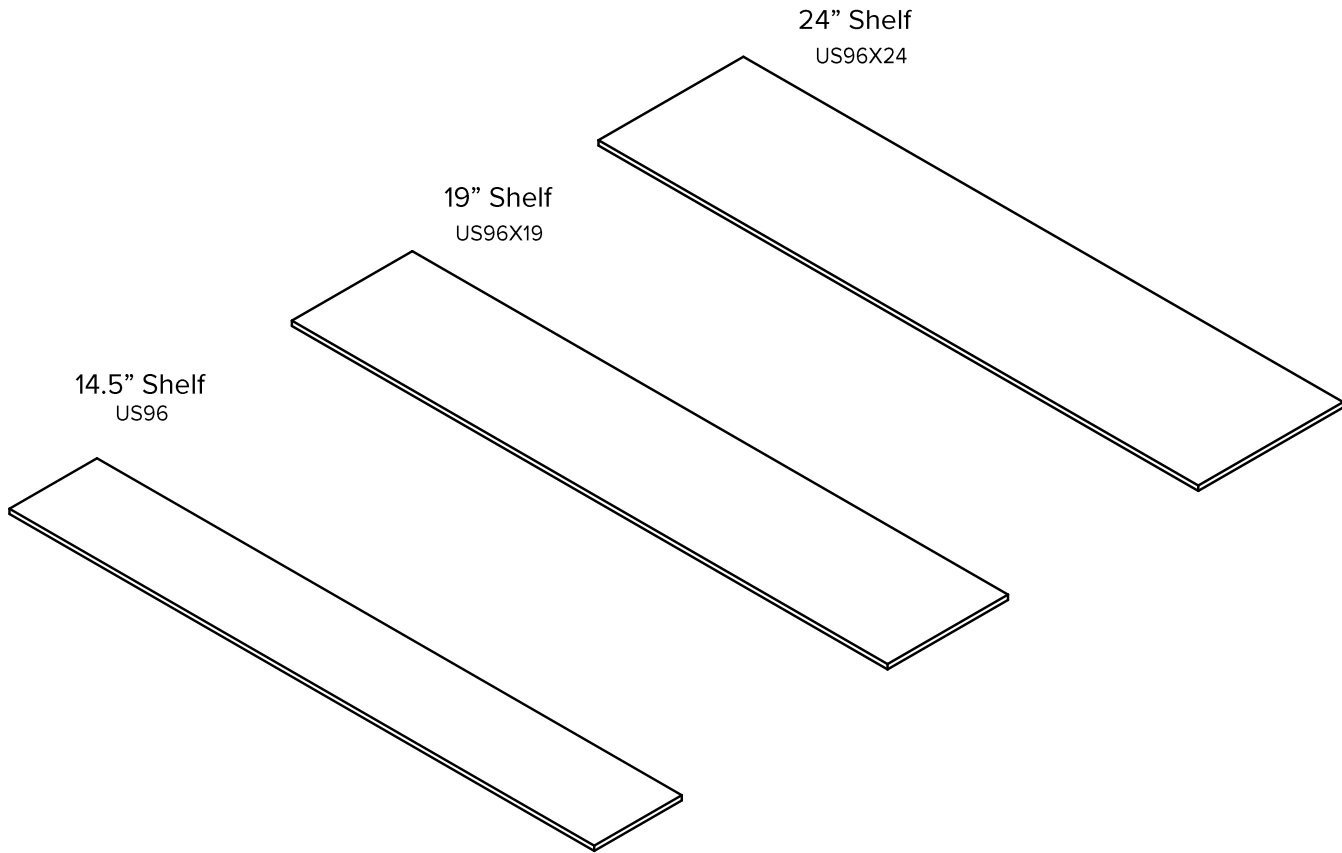


30" Hutch Adjustable Shelf
HAS30



Description	Part ID	Dimensions	Pack Qty	White Item #	Slate Rift Item #	Spiced Mahogany Item #
87" Hutch Right End	H87-R	86.5" x 19.5" x .75"	2	432549	430815	432779
87" Hutch Left End	H87-L	86.5" x 19.5" x .75"	2	432550	430835	432780
87" Hutch Center Upright	H87-C	86.5" x 19.5" x .75"	2	432551	430869	432781
24" Hutch Fixed Shelf	HFS24	24" x 19.37" x .75"	4	432552	431659	432782
30" Hutch Fixed Shelf	HFS30	30" x 19.37" x .75"	4	432553	431660	432783
24" Hutch Adjustable Shelf	HAS24	24" x 19.37" x .75"	4	432554	431661	432784
30" Hutch Adjustable Shelf	HAS30	30" x 19.37" x .75"	4	432555	431662	432785

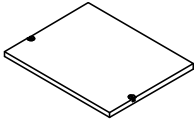
UTILITY SHELVES



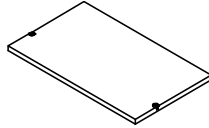
Description	Part ID	Dimensions	Pack Qty	White Item #	Slate Rift Item #	Spiced Mahogany Item #
14.5" x 96" Utility Shelf	US96	14.5" x 96" x .75"	1	432614	432037	432844
19" x 96" Utility Shelf	US96X19	18.5" x 96" x .75"	1	434873	434875	434874
24" x 96" Utility Shelf	US96X24	23.5" x 96" x .75"	1	432615	432038	432845

SHOE SHELVES

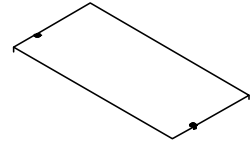
18" Shoe Shelf
SHOE18



24" Shoe Shelf
SHOE24

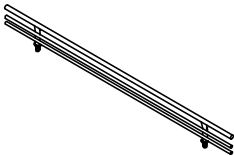


30" Shoe Shelf
SHOE30

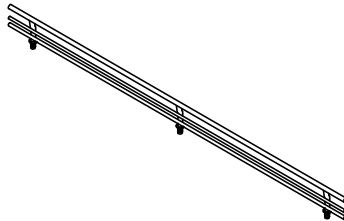


Description	Part ID	Dimensions	Pack Qty	White Item #	Slate Rift Item #	Spiced Mahogany Item #
18" Shoe Shelf	SHOE18	18" x 14.5" x .75"	1	432558	430870	432788
24" Shoe Shelf	SHOE24	24" x 14.5" x .75"	1	432559	430871	432789
30" Shoe Shelf	SHOE30	30" x 14.5" x .75"	1	432560	430872	432790


18" Shoe Fence



24" Shoe Fence



30" Shoe Fence

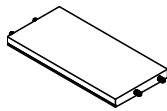


Description	Finish	Pack Qty	Item #
18" Shoe Fence	Matte Nickel	1	432926
18" Shoe Fence	Chrome	1	432925
24" Shoe Fence	Matte Nickel	1	432927
24" Shoe Fence	Chrome	1	432928
30" Shoe Fence	Matte Nickel	1	432929
30" Shoe Fence	Chrome	1	432930

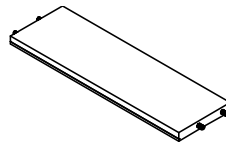
CLEATS

For use with all Floor Standing systems. Use on 80" H Towers for Wall Hung Systems.


12" Cleat



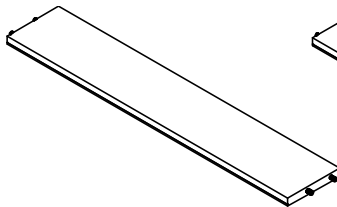
18" Cleat



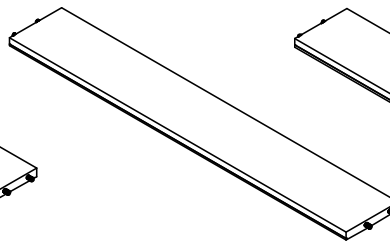
24" Cleat



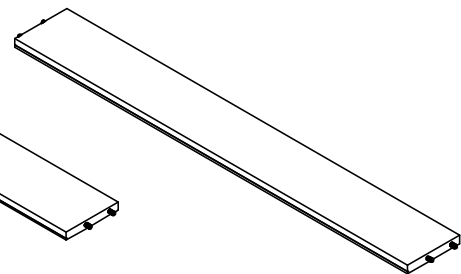
30" Cleat



36" Cleat



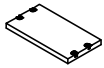
42" Cleat



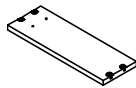
Description	Dimensions	Pack Qty	White Item #	Slate Rift Item #	Spiced Mahogany Item #
12" Cleat	11.62" x 5.5" x .75"	1	432606	431992	432836
18" Cleat	18" x 5.5" x .75"	1	432607	430860	432837
24" Cleat	24" x 5.5" x .75"	1	432608	431613	432838
30" Cleat	30" x 5.5" x .75"	1	432609	430816	432839
36" Cleat	36" x 5.5" x .75"	1	432610	430817	432840
42" Cleat	36" x 5.5" x .75"	1	432611	430818	432841

TOE KICKS

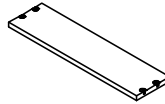
12" Toe Kick



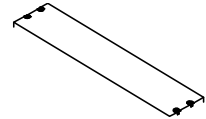
18" Toe Kick



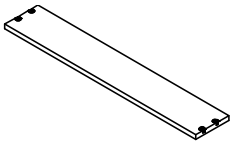
24" Toe Kick



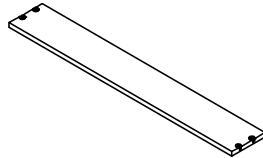
30" Toe Kick



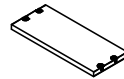
36" Toe Kick



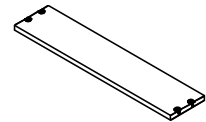
42" Toe Kick



Short Corner Toe Kick



Long Corner Toe Kick

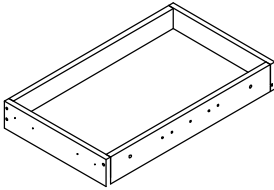


Description	Dimensions	Pack Qty	White Item #	Slate Rift Item #	Spiced Mahogany Item #
12" Toe Kick	12" x 6.25" x .75"	1	432561	431990	432791
18" Toe Kick	18" x 6.25" x .75"	1	432562	430836	432792
24" Toe Kick	24" x 6.25" x .75"	1	432563	430837	432793
30" Toe Kick	30" x 6.25" x .75"	1	432564	430838	432794
36" Toe Kick	36" x 6.25" x .75"	1	432565	430839	432795
42" Toe Kick	42" x 6.25" x .75"	1	432566	430840	432796
Toe Kick Short Corner Unit	18" x 6.25" x .75"	1	433571	433573	433575
Toe Kick Long Corner Unit	28.5" x 6.25" x .75"	1	433570	433572	433574

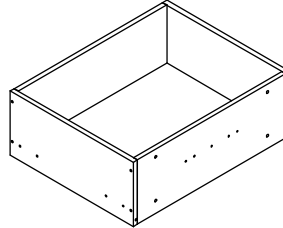
DRAWER ASSEMBLY

Includes Pre-assembled Drawer Box (Hard Maple finish) & Soft Close Drawer Slides

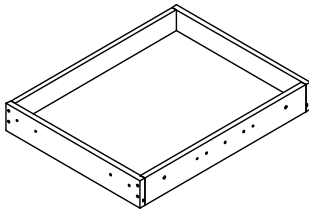
Small Drawer Assembly



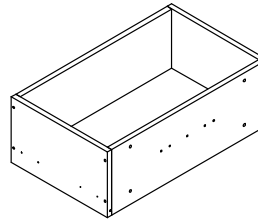
Large Drawer Assembly



Hutch Small Drawer Assembly



Hutch Large Drawer Assembly



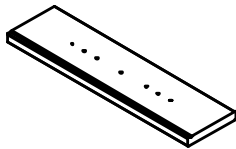
Hutch Drawer Assemblies used with Hutch Uprights & 24" Deep Uprights

Description	Dimensions	Pack Qty	Item # (Hard Maple)
18" Small Drawer Assembly	5" x 14.5" x 18"	1	432383
24" Small Drawer Assembly	5" x 14.5" x 24"	1	432385
30" Small Drawer Assembly	5" x 14.5" x 30"	1	432386
18" Large Drawer Assembly	10" x 14.5" x 18"	1	432387
24" Large Drawer Assembly	10" x 14.5" x 24"	1	432389
30" Large Drawer Assembly	10" x 14.5" x 30"	1	432390
24" Hutch Small Drawer Assembly	5" x 18" x 24"	1	432391
30" Hutch Small Drawer Assembly	5" x 18" x 30"	1	432393
24" Hutch Large Drawer Assembly	10" x 18" x 24"	1	432394
30" Hutch Large Drawer Assembly	10" x 18" x 30"	1	432395

DRAWER FRONTS

Small Drawer Front

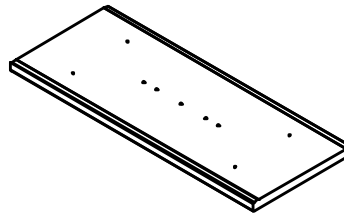
Slab Style



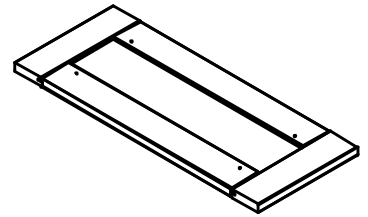
- No Shaker style Small Drawer Front. Uses Slab

Large Drawer Front

Slab Style



Shaker Style



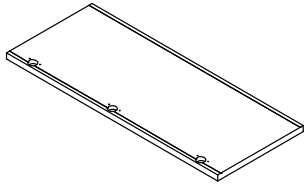
Back side of drawer fronts shown to illustrate blind holes for standard decorative hardware sizes. Holes are not visible from front view.

Description	Dimensions	Pack Qty	White Item #	Slate Rift Item #	Spiced Mahogany Item #
18" Small Drawer Front	18.50" x 4.87" x .75"	1	432567	430847	432797
24" Small Drawer Front	24.62" x 4.87" x .75"	1	432568	430848	432798
30" Small Drawer Front	30.5" x 4.87" x .75"	1	432569	430849	432799
18" Large Drawer Front Slab	18.5" x 9.87" x .75"	1	432570	430853	432800
24" Large Drawer Front Slab	24.62" x 9.87" x .75"	1	432571	430854	432801
30" Large Drawer Front Slab	30.5" x 9.87" x .75"	1	432572	430855	432802
18" Large Drawer Front Shaker	18.5" x 9.87" x .75"	1	432573	430856	432803
24" Large Drawer Front Shaker	24.62" x 9.87" x .75"	1	432574	430857	432804
30" Large Drawer Front Shaker	30.5" x 9.87" x .75"	1	432575	430858	432805


SLAB DOORS

Slab Door Assembly/Kits

- Fit 24" W or 30" W towers
- Door heights available- 30", 44", 53", 80"
- Kit includes pair of doors and hinges



30",44",53" H use 3 hinges per door

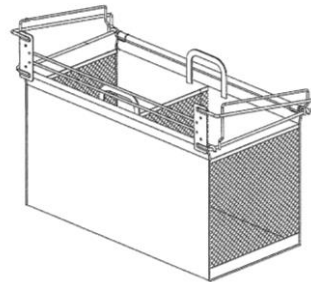


80" H uses 4 hinges per door

Description	Dimensions	Pack Qty	White Item #	Spiced Mahogany Item #
12.25" x 22.5" Slab Door Assembly	12.25" x 22.5" x .75"	2	435043	435044
18.5" x 22.5" Slab Door Assembly	18.5" x 22.5" x .75"	1	435040	435041
24" x 30" Slab Door Assembly	12.25" x 30.12" x .75"	1	432731	432847
30" x 30" Slab Door Assembly	15.25" x 30.12" x .75"	1	432735	432851
24" x 44" Slab Door Assembly	14.12" x 43.87" x .75"	1	432576	432806
24" x 52" Slab Door Assembly	12.25" x 52.75" x .75"	1	432580	432810
30" x 44" Slab Door Assembly	15.25" x 43.87" x .75"	1	432584	432814
30" x 52" Slab Door Assembly	15.25" x 52.75" x .75"	1	432588	432818
24" x 80" Slab Door Assembly	12.25" x 79.25" x .75"	1	432592	432822
30" x 80" Slab Door Assembly	15.25" x 79.25" x .75"	1	432596	432826

Slab Hamper Door Kits

- Includes 1 Door front, Hamper Kit and Hardware to install

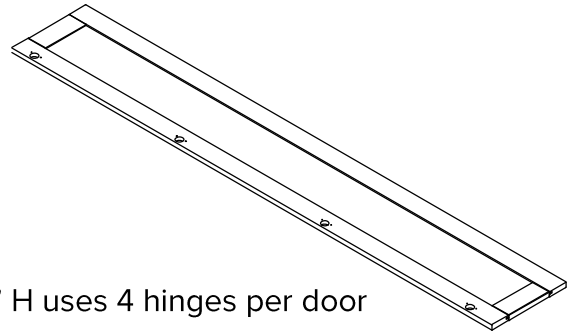
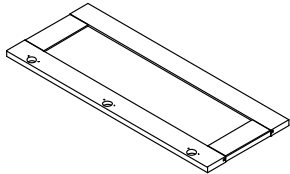


Description	Dimensions	Pack Qty	White Item #	Slate Rift Item #	Spiced Mahogany Item #
24" Hamper Slab Door	30" x 24.5" x .75"	1	432604	431874	432834
30" Hamper Slab Door	30" x 30.5" x .75"	1	432605	431875	432835

SHAKER DOORS

Shaker Door Assembly/Kits

- Fit 24" W or 30" W towers
- Door heights available- 30", 44", 53", 80"
- Kit includes pair of doors and hinges



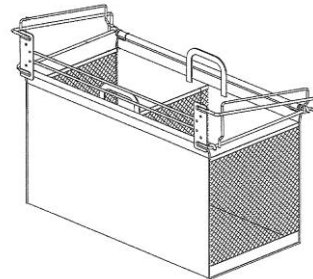
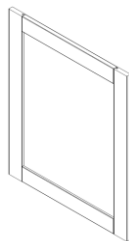
30",44",53" H use 3 hinges per door

80" H uses 4 hinges per door

Description	Dimensions	Pack Qty	White Item #	Slate Rift Item #	Spiced Mahogany Item #
12.25" x 22.5" Shaker Door Assembly	12.25" x 22.5" x .75"	2	435049	435051	435050
18.5" x 22.5" Shaker Door Assembly	18.5" x 22.5" x .75"	1	435046	435048	435047
24" x 30" Shaker Door Assembly	12.25" x 30.12" x .75"	1	432733	432619	432849
30" x 30" Shaker Door Assembly	15.25" x 30.12" x .75"	1	432737	432623	432853
24" x 44" Shaker Door Assembly	14.12" x 43.87" x .75"	1	432578	432399	432808
24" x 52" Shaker Door Assembly	12.25" x 52.75" x .75"	1	432582	432401	432812
30" x 44" Shaker Door Assembly	15.25" x 43.87" x .75"	1	432586	432403	432816
30" x 52" Shaker Door Assembly	15.25" x 52.75" x .75"	1	432590	432405	432820
24" x 80" Shaker Door Assembly	12.25" x 79.25" x .75"	1	432595	430864	432825
30" x 80" Shaker Door Assembly	15.25" x 79.25" x .75"	1	432598	432409	432828

Shaker Hamper Door Kits

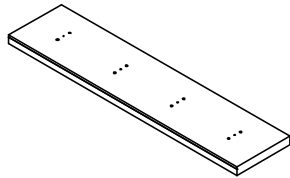
- Includes 1 Door front, Hamper Kit and Hardware to install



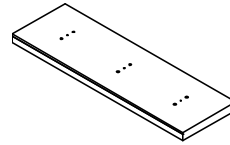
Description	Dimensions	Pack Qty	White Item #	Slate Rift Item #	Spiced Mahogany Item #
24" Hamper Shaker Door	30" x 24.5" x .75"	1	432602	430875	432832
30" Hamper Shaker Door	30" x 30.5" x .75"	1	432603	430876	432833

COAT HOOK BOARDS + ISLAND + BENCH

24" Coat Hook Board

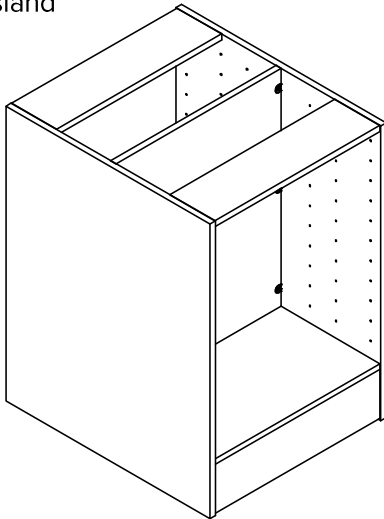


18" Coat Hook Board

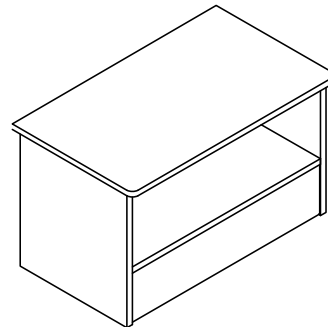


Description	Dimensions	Pack Qty	White Item #	Slate Rift Item #	Spiced Mahogany Item #
24" Coat Hook Board	24" x 5.5" x .75"	1	432613	432035	432843
18" Coat Hook Board	18" x 5.5" x .75"	1	432612	432034	432842

Stand Alone Island



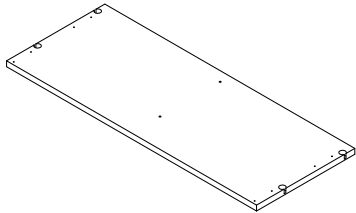
Bench



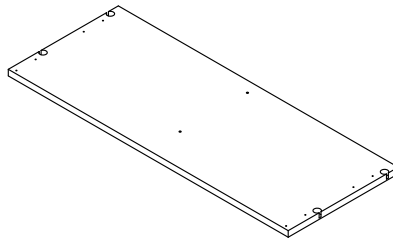
Description	Dimensions	Pack Qty	White Item #	Slate Rift Item #	Spiced Mahogany Item #
Stand Alone Island	36" x 30" x .75"	1	430866	430865	432066
Bench	18" x 14.5" x .75"	1	430868	430867	432068

BENCH COMPONENTS

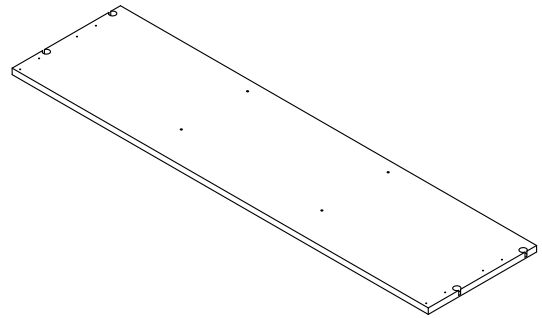
36" Bench Seat
BENCH36



48" Bench Seat
BENCH48



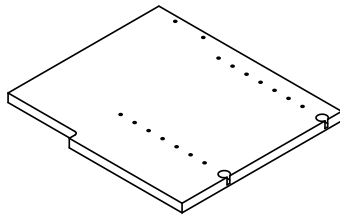
60" Bench Seat
BENCH60



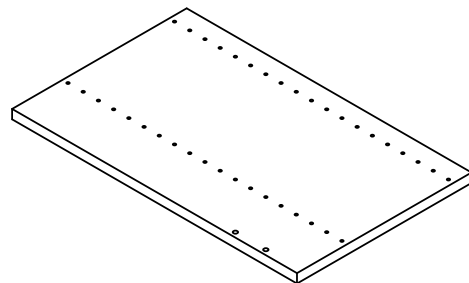
*Bench Seat requires support of Center Lower Upright

Description	Dimensions	Pack Qty	White Item #	Slate Rift Item #	Spiced Mahogany Item #
36" Bench Seat	36.65" x 14.41" x .75"	1	435289	435291	435290
48" Bench Seat	48.78" x 14.41" x .75"	1	435292	435294	435293
60" Bench Seat	55.35" x 14.41" x .75"	1	435295	435297	435296

Center Lower Upright
UP16.5-C



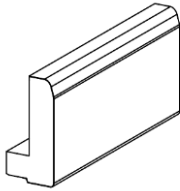
Center Upper Upright
UP23.5-C



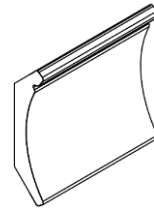
Description	Dimensions	Pack Qty	White Item #	Slate Rift Item #	Spiced Mahogany Item #
Center Lower Upright	16.45" x 14.5" x .75"	1	435254	435256	435255
Center Upper Upright	23.5" x 14.5" x .75"	1	435257	435259	435258

MOLDINGS + FILLER STRIPS

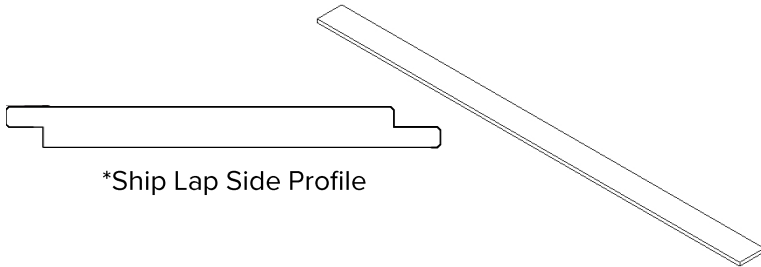
Crown Molding Shaker



Crown Molding Classic

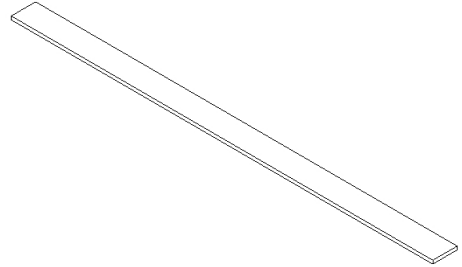


Ship Lap Molding 6'



*Ship Lap Side Profile

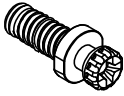
Molding / Filler Strip
MOLD6



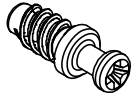
Description	Part ID	Dimensions	Pack Qty	White Item #	Slate Rift Item #	Spiced Mahogany Item #
Crown Molding Shaker		8'	1	432600	430873	432830
Crown Molding Classic		8'	1	432601	430874	432831
Ship Lap Molding (16 Pack)		6'	1	435680	N/A	N/A
Molding / Filler Strip	MOLD6	6" x 96"	1	434831	434833	434832

HARDWARE

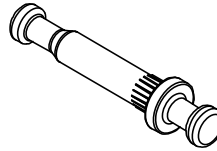
Push-In Dowel




Screw-In Dowel



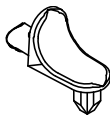
Double Dowel



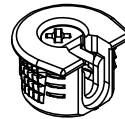
Wood Dowel



Adjustable Shelf Support



Shelf Cam



Description	Finish	Pack Qty	Item #
Push-In Dowel- Quickfit EXP		5000	433154
Push-In Dowel- Quickfit EXP		250	433155
Push-In Dowel- Quickfit EXP		25	433156
Screw-In Dowel - KLIX	Zinc	5000	433160
Screw-In Dowel - KLIX	Zinc	250	433161
Screw-In Dowel - KLIX	Zinc	25	433162
Double Dowel - EXP Dogbone	Zinc	2500	433166
Double Dowel - EXP Dogbone	Zinc	250	433167
Double Dowel - EXP Dogbone	Zinc	25	433168
Wood Dowel	Brown	250	433700
Wood Dowel	Brown	25	433699
Adjustable Shelf Support	Chrome	500	432935
Adjustable Shelf Support	Chrome	50	432937
Shelf Cam - Camfix 19mm	White	2500	433145
Shelf Cam - Camfix 19mm	White	250	433148
Shelf Cam - Camfix 19mm	White	25	433151
Shelf Cam - Camfix 19mm	Slate	2500	433146
Shelf Cam - Camfix 19mm	Slate	250	433149
Shelf Cam - Camfix 19mm	Slate	25	433152
Shelf Cam - Camfix 19mm	Brown	2500	433147
Shelf Cam - Camfix 19mm	Brown	250	433150
Shelf Cam - Camfix 19mm	Brown	25	433153

HARDWARE

Wall Rail

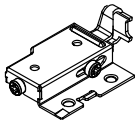


Wall Rail Cover

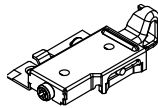


Description	Finish	Pack Qty	Item #
Wall Rail (8')	Zinc	25	432938
Wall Rail (8')	Zinc	1	432939
Wall Rail Cover (8')	White	25	432940
Wall Rail Cover (8')	White	1	432943
Wall Rail Cover (8')	Black	25	432941
Wall Rail Cover (8')	Black	1	432944
Wall Rail Cover (8')	Brown	25	432942
Wall Rail Cover (8')	Brown	1	432945

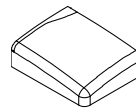
Left Cabinet Hanger



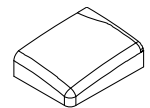
Right Cabinet Hanger



Left
Cabinet Hanger Cover



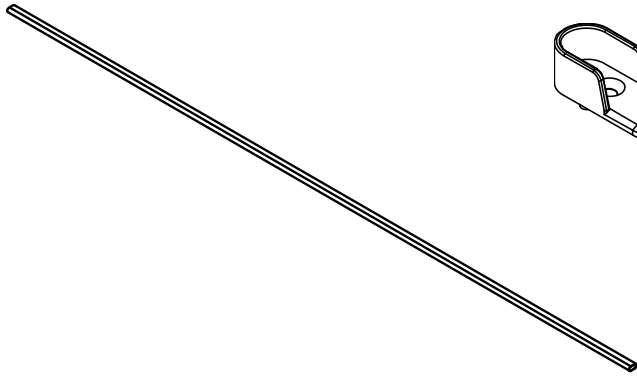
Right
Cabinet Hanger Cover



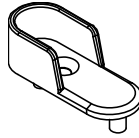
Description	Finish	Pack Qty	Item #
Left Cabinet Hanger	Zinc	200	433129
Left Cabinet Hanger	Zinc	1	433131
Right Cabinet Hanger	Zinc	200	433130
Right Cabinet Hanger	Zinc	1	433132
Left Cabinet Hanger Cover	White	50	433133
Left Cabinet Hanger Cover	White	1	433139
Left Cabinet Hanger Cover	Black	50	433135
Left Cabinet Hanger Cover	Black	1	433141
Left Cabinet Hanger Cover	Brown	50	433137
Left Cabinet Hanger Cover	Brown	1	433143
Right Cabinet Hanger Cover	White	50	433134
Right Cabinet Hanger Cover	White	1	433140
Right Cabinet Hanger Cover	Black	50	433136
Right Cabinet Hanger Cover	Black	1	433142
Right Cabinet Hanger Cover	Brown	50	433138
Right Cabinet Hanger Cover	Brown	1	433144

HARDWARE- RODS & ROD CUPS

8' Rod

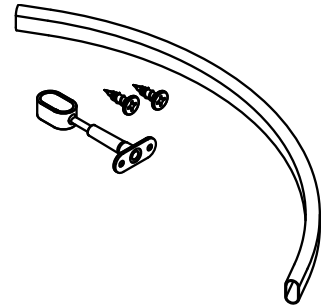


Rod Cup



Curved Oval Rod Kit

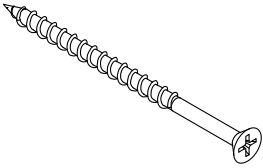
Adjustable Height
Min: 3.35" H. Max: 4.13" H.



Description	Finish	Pack Qty
8' Rod	Matte Nickel	12
8' Rod	Matte Nickel	1
8' Rod	Chrome	10
8' Rod	Chrome	1
Rod Cup	Matte Nickel	200
Rod Cup	Matte Nickel	10
Rod Cup	Chrome	200
Rod Cup	Chrome	10
Curved Oval Rod Kit 22.4" W. x 1.19" H. x .60" D.	Chrome	1

HARDWARE

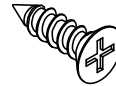
2 3/4" Flat Head Screw



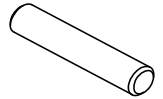
5/16" Flat Head Screw



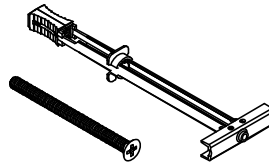
5/8" Flat Head Screw



Metal Pin



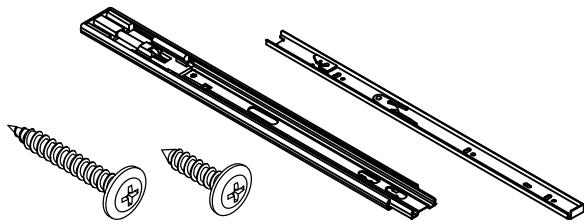
Toggle Anchor



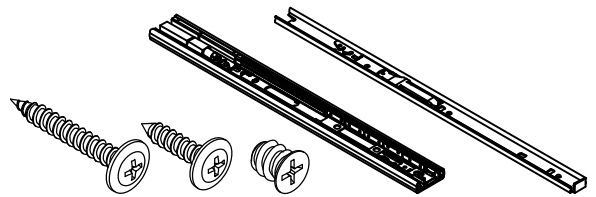
Description	Pack Qty	Item #
2-3/4" Flat Head Screw	250	433179
2-3/4" Flat Head Screw	25	433180
5/16" Flat Head Screw	250	433182
5/16" Flat Head Screw	25	433183
5/8" Flat Head Screw	250	433378
5/8" Flat Head Screw	25	433377
Metal Pin	250	433177
Metal Pin	25	433178
Toggle Anchor	10	431220

HARDWARE

Hutch Drawer Extension Rail Kit

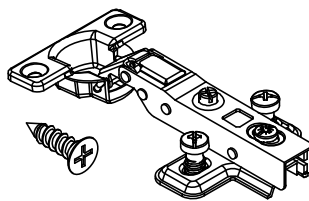


Drawer Extension Rail Kit



Description	Finish	Pack Qty	Item #
Hutch Drawer Extension Rail Kit	Chrome	1	432392
Drawer Extension Rail Kit	Chrome	1	432384

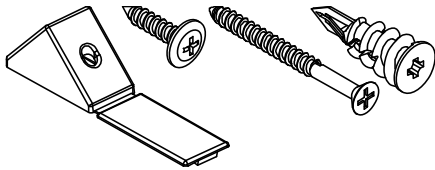
Hinge Kit




Description	Finish	Pack Qty	Item #
Hinge Kit	Chrome	6	432396
Hinge Kit	Chrome	8	432397

HARDWARE

Bracket Kit



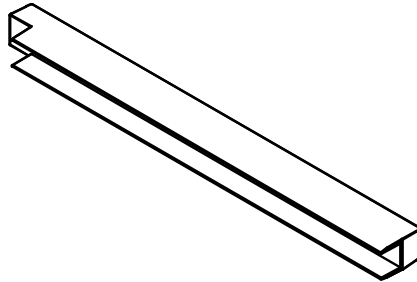
Bracket Only



- For securing bottom of a Hanging Upright

Description	Finish	Pack Qty	Item #
Bracket Kit	White	10	433203
Bracket Kit	Brown	10	433204
Bracket Kit	Black	10	433205
Brackets Only	White	250	433200
Brackets Only	Brown	250	433201
Brackets Only	Black	250	433202

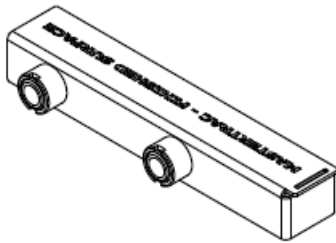
Corner Shelf H Joint Channel



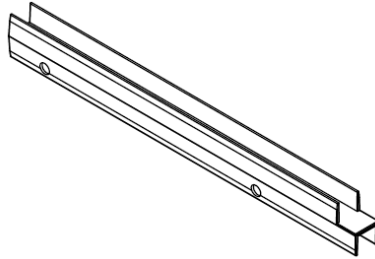
Description	Finish	Pack Qty	Item #
Corner Shelf H Joint Channel	White	100	433171
Corner Shelf H Joint Channel	White	1	433172
Corner Shelf H Joint Channel	Slate	100	433173
Corner Shelf H Joint Channel	Slate	1	433174
Corner Shelf H Joint Channel	Brown	100	433175
Corner Shelf H Joint Channel	Brown	1	433176

HARDWARE- INSTALLER TOOLS

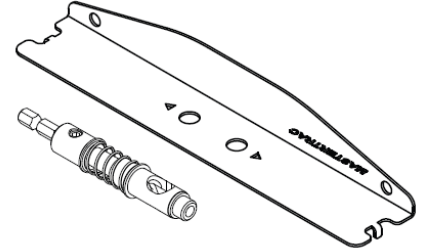
Cleat Dowel Boring Jig



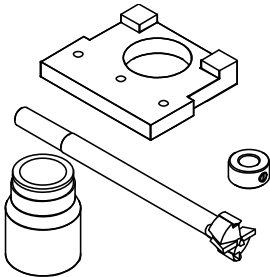
Adjustable Shelf Template



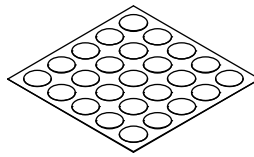
Soft Close Drawer Template Kit



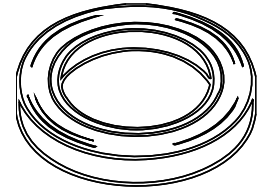
Cam Jig Install Kit



Applique 5 Pack



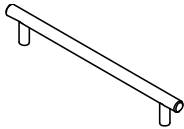
Rolled Edge Banding



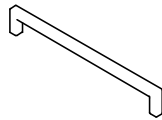
Description	Finish	Pack Qty	Item #
Cleat Dowel Boring Jig		1	433713
Adjustable Shelf Template		1	433926
Soft Close Drawer Template Kit		1	433169
Cam Jig Install Kit		1	433170
Applique 5 Pack	White	1	432856
Applique 5 Pack	Slate Rift	1	432857
Applique 5 Pack	Spiced Mahogany	1	432858
Rolled Edge Banding	White	1	429614
Rolled Edge Banding	Slate Rift	1	432854
Rolled Edge Banding	Spiced Mahogany	1	432855
Touch-Up Kit	White	1	427316
Touch-Up Kit	Slate Rift	1	428693

PULL AND KNOB HARDWARE

Contemporary Pull



Pull



Knob



Description	Finish	Pack Qty	Item #
Contemporary Pulls	Brushed Nickel	1	433189
Contemporary Pulls	Polished Chrome	1	433190
Contemporary Pulls	Brushed Gold	1	433191
Contemporary Pulls	Matte Black	1	433192
Contemporary Pulls	Matte Aluminum	1	433193
Pulls	Polished Chrome	1	433194
Pulls	Matte Black	1	433195
Pulls	Brushed Brass	1	433196
Pulls	Stainless Steel	1	433197
Knobs	Matte Nickel	1	433184
Knobs	Slate	1	433185
Knobs	Polished Chrome	1	433186
Knobs	Matte Gold	1	433187
Knobs	Matte Aluminum	1	433188

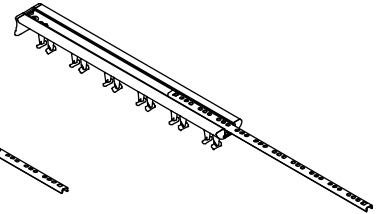
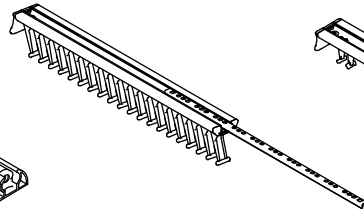
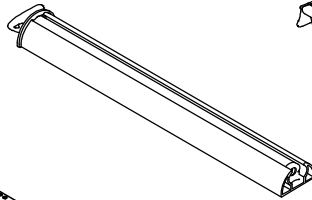
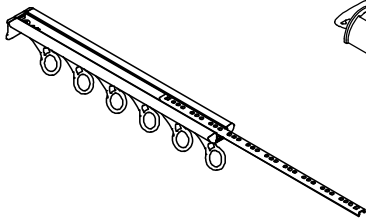
ACCESSORIES

Sliding Scarf Rack

Valet Rod

Sliding Tie Rack

Sliding Belt Rack



Description	Finish	Pack Qty	Item #
Sliding Scarf Rack	Polished Chrome	1	432923
Sliding Scarf Rack	Matte Aluminum	1	432924
Valet Rod	White	1	432914
Valet Rod	Polished Chrome	1	432915
Valet Rod	Matte Aluminum	1	432916
Sliding Tie Rack	White	1	432917
Sliding Tie Rack	Polished Chrome	1	432918
Sliding Tie Rack	Matte Aluminum	1	432919
Sliding Belt Rack	White	1	432920
Sliding Belt Rack	Polished Chrome	1	432921
Sliding Belt Rack	Matte Aluminum	1	432922

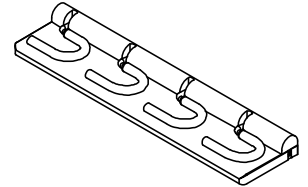
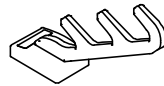
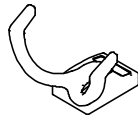
ACCESSORIES

Coat Hook

Double Hook

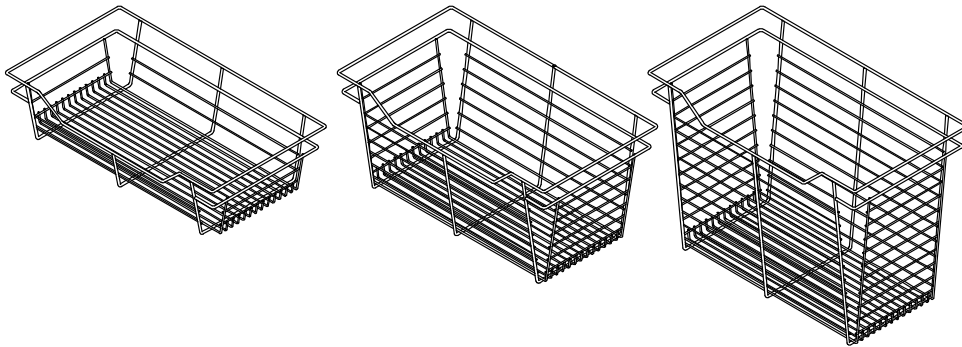
Waterfall Hook

Broom Holder



Description	Finish	Pack Qty	Item #
Coat Hook	Matte Aluminum	1	432906
Coat Hook	Polished Chrome	1	432907
Double Hook	Matte Aluminum	1	432909
Double Hook	Polished Chrome	1	432908
Waterfall Hook	Polished Chrome	1	432912
Waterfall Hook	Matte Aluminum	1	432913
Broom Holder	White	1	423910
Broom Holder	Grey	1	432911

ACCESSORIES – BASKETS



Description	Dimensions	Finish	Pack Qty
6 in. x 18 in. Basket	6" x 18"	Chrome	1
11 in. x 18 in. Basket	11" x 18"	Chrome	1
17 in. x 18 in. Basket	17" x 18"	Chrome	1
6 in. x 24 in. Basket	6" x 24"	Chrome	1
11 in. x 24 in. Basket	11" x 24"	Chrome	1
17 in. x 24 in. Basket	17" x 24"	Chrome	1
6 in. x 30 in. Basket	6" x 30"	Chrome	1
11 in. x 30 in. Basket	11" x 30"	Chrome	1
17 in. x 30 in. Basket	17" x 30"	Chrome	1

ACCESSORIES – JEWELRY TRAY



Description	Dimensions	Finish	Pack Qty
24" Jewelry Tray	21.625" x 11.625" x 2"	Black Velvet	1
30" Jewelry Tray	27.625" x 11.625" x 2"	Black Velvet	1
24" Jewelry Tray - Hutch Drawer	21.5" x 16.516" x 2"	Black Velvet	1
30" Jewelry Tray - Hutch Drawer	27.5" x 16.516" x 2"	Black Velvet	1

DROPZONES

3 SIZES AVAILABLE



*Hooks sold separately.

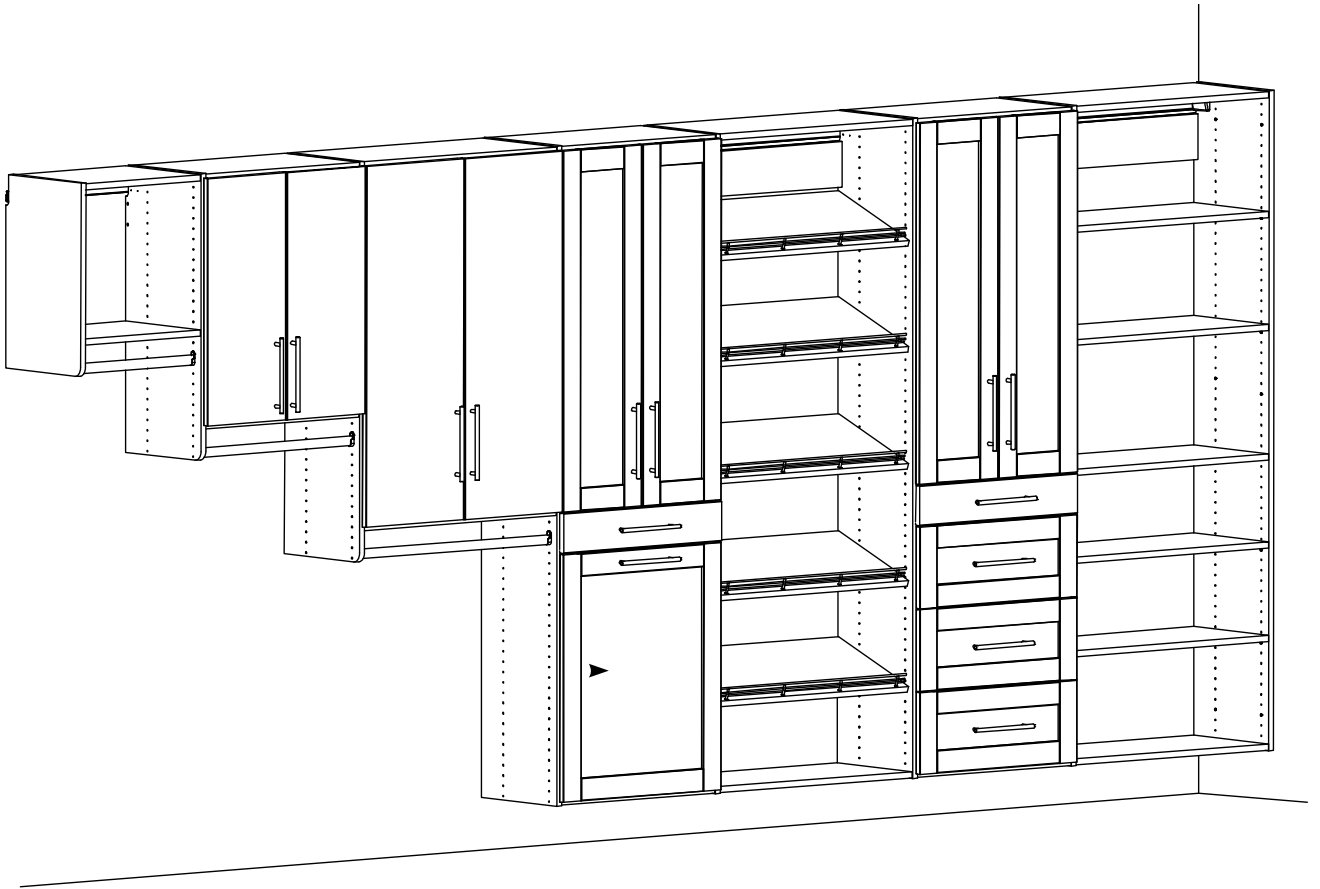
Description	Dimensions	Pack Qty	White Item #	Slate Rift Item #	Spiced Mahogany Item #
36" Dropzone	38.35" x 86.5" X 14.5"	1	434771	434784	434785
48" Dropzone	50.25" x 86.5" X 14.5"	1	434770	434782	434783
60" Dropzone	57" x 86.5" X 14.5"	1	434911	434781	434780

Upgrade with accessories



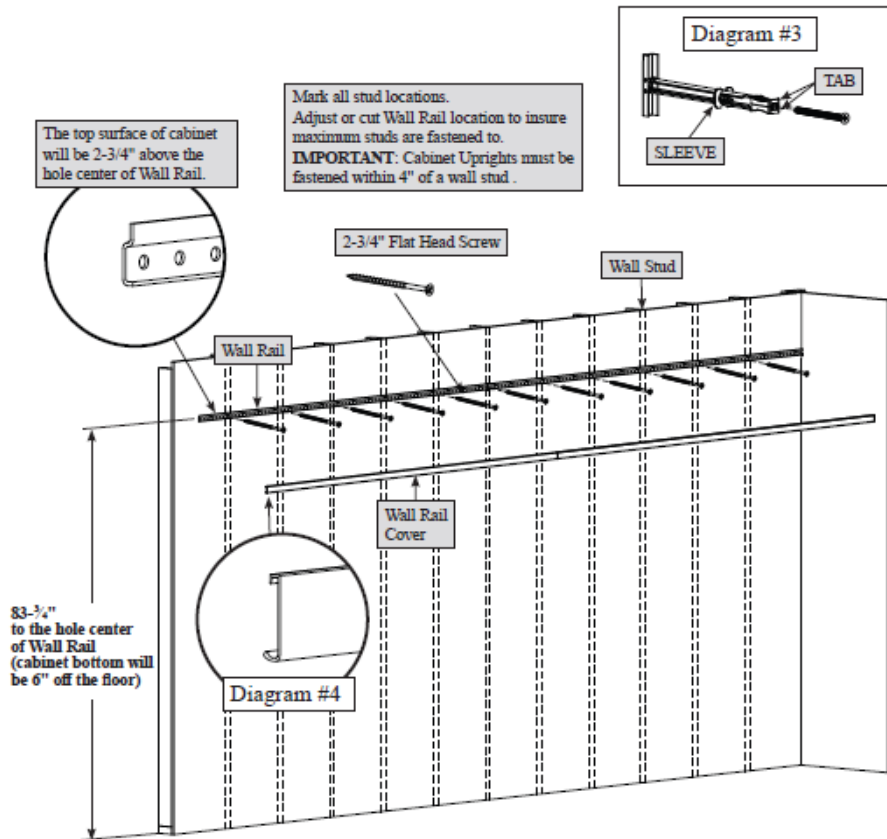
Dropzone Accessories	Page #
Drawer Assembly	14
Drawer Fronts	15
Doors - Slab	16
Doors - Shaker	17
Moldings and Ship Lap	20
Pull & Knob Hardware	28
Hooks	30

Hang Cabinet Installation



INSTALLATION

Hang Cabinet Installation



Cut a Wall Rail and Wall Rail Cover to size

NOTE: Use a 2-3/4" Flat Head Screw in every stud. Locate exactly where your uprights will be placed.

IMPORTANT: Every Cabinet Upright must be fastened within 4" of a wall stud or add a Toggle Anchor if needed.

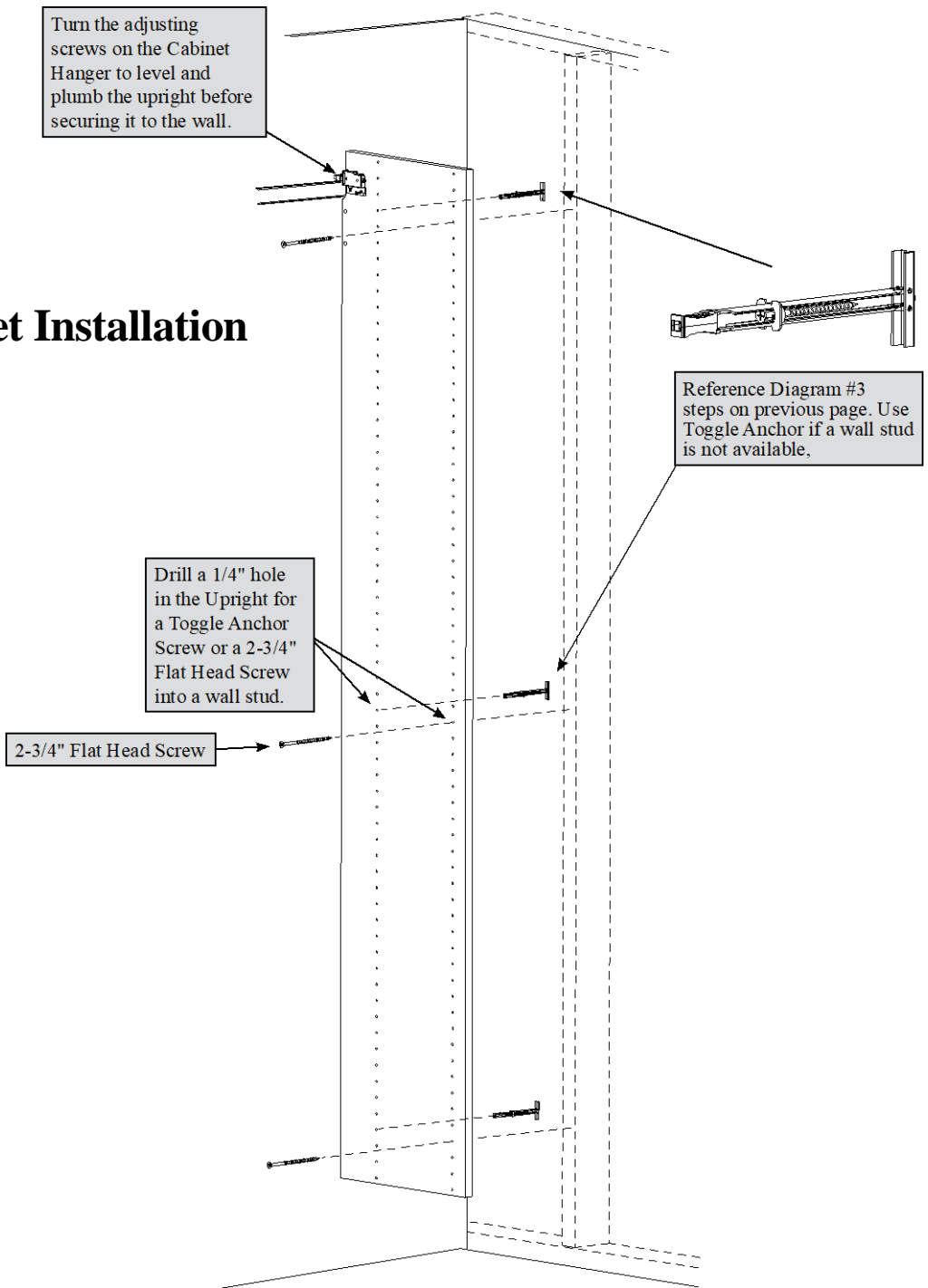
Diagram #3

The Toggle Anchor requires 1/2" hole in the drywall. Push the Toggle Anchor into the hole, slide the SLEEVE to the drywall and break off the Tabs of the Toggle Anchor. Use the screw supplied with Toggle Anchor to secure the Wall Rail where needed.

After the Wall Rail is secured to the Wall, place a Wall Rail Cover over it. See Diagram #4 for orientation.

INSTALLATION

Hang Cabinet Installation



Turn the adjusting screws on the Cabinet Hanger to level and plumb the upright before securing it to the wall.

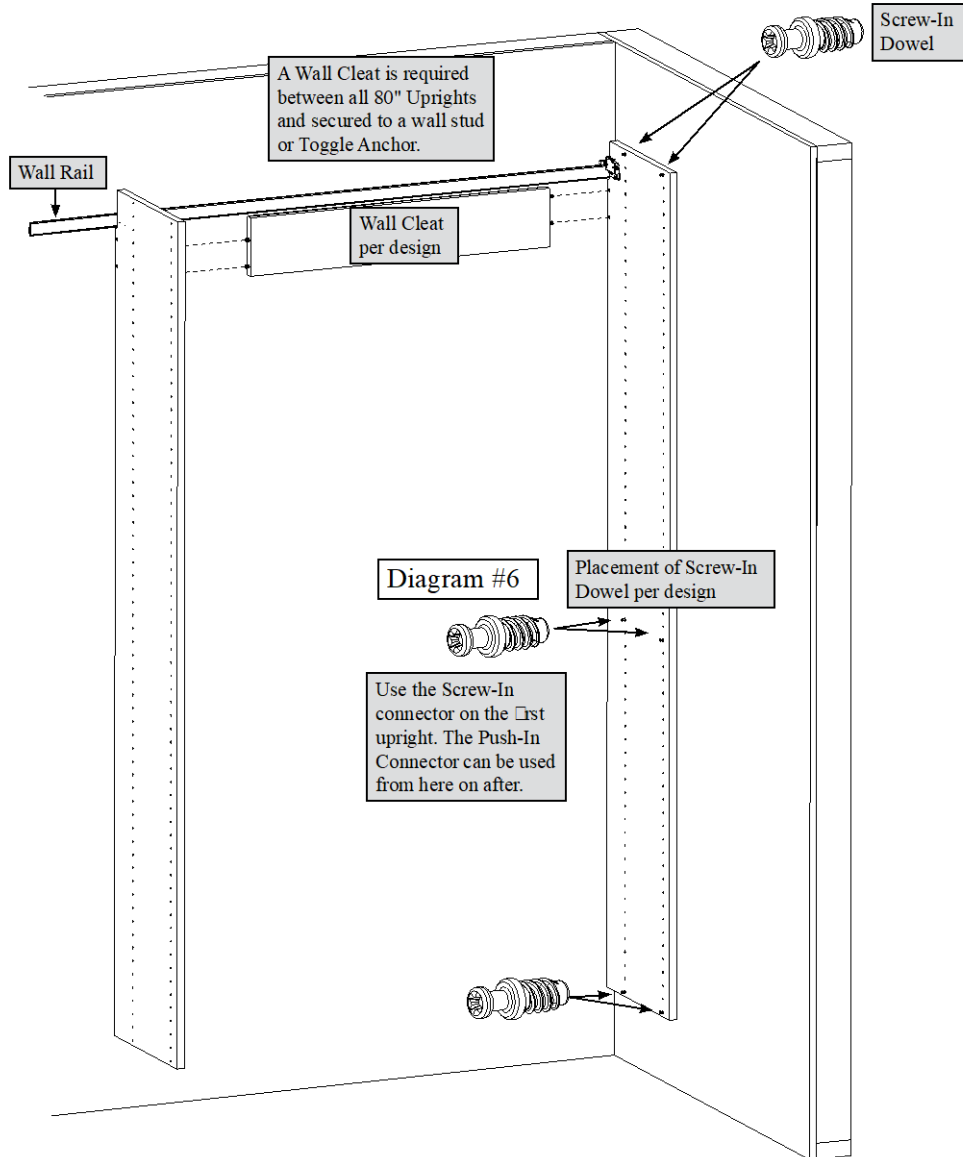
Drill a 1/4" hole in the Upright for a Toggle Anchor Screw or a 2-3/4" Flat Head Screw into a wall stud.

2-3/4" Flat Head Screw

Reference Diagram #3 steps on previous page. Use Toggle Anchor if a wall stud is not available.

INSTALLATION

Hang Cabinet Installation



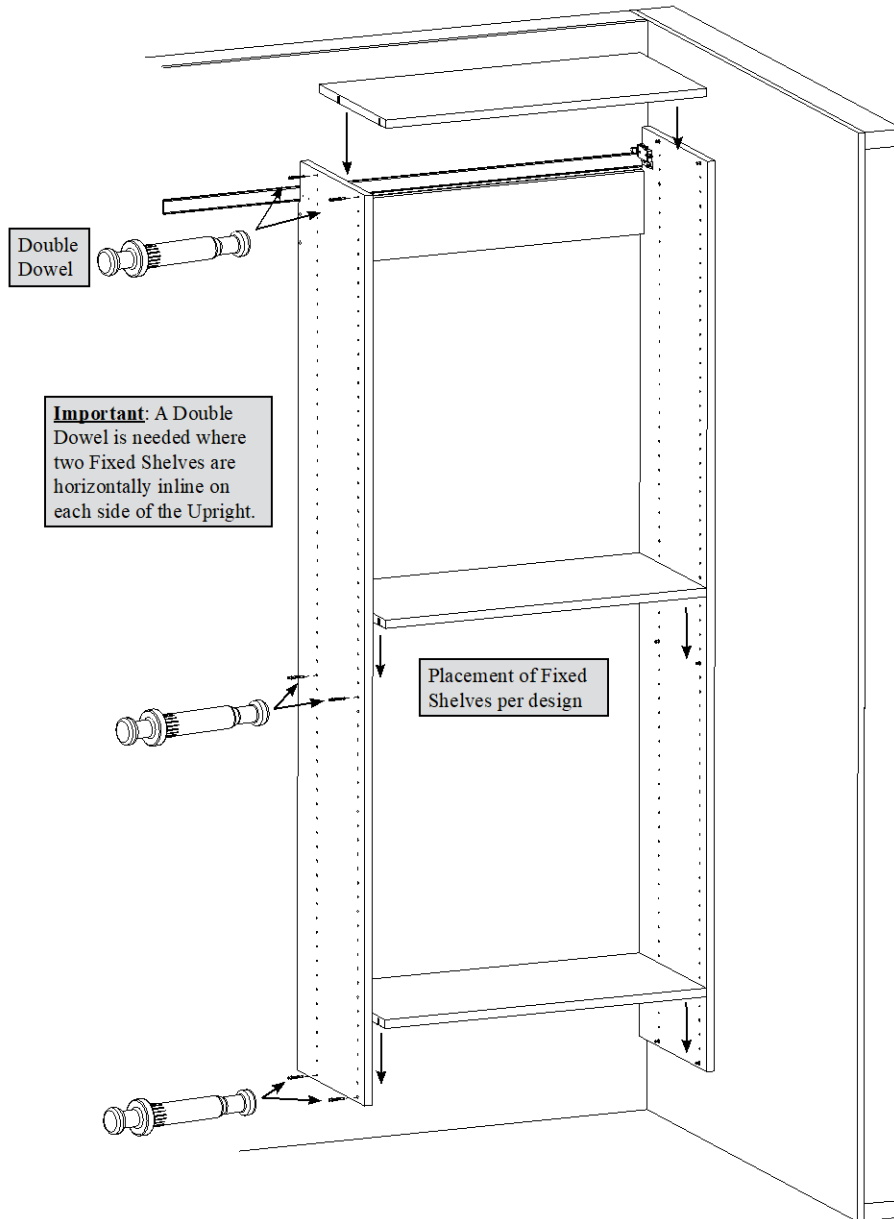
Hang the second Upright onto the Wall Rail. Wall Cleats come with pre-glue dowels in them. Fasten a Wall Cleat to the Uprights by pushing the wood dowels in the Wall Cleat into the Uprights

NOTE: A Wall Cleat is required between all 80" Uprights and secured to a wall stud or Toggle Anchor.

Turn four Screw-in Dowels into the top holes and bottom holes of the corner Upright. Turn additional Screw-In Dowels into the holes per Design in Diagram #6 for placement of the Fixed Shelves.

INSTALLATION

Hang Cabinet Installation



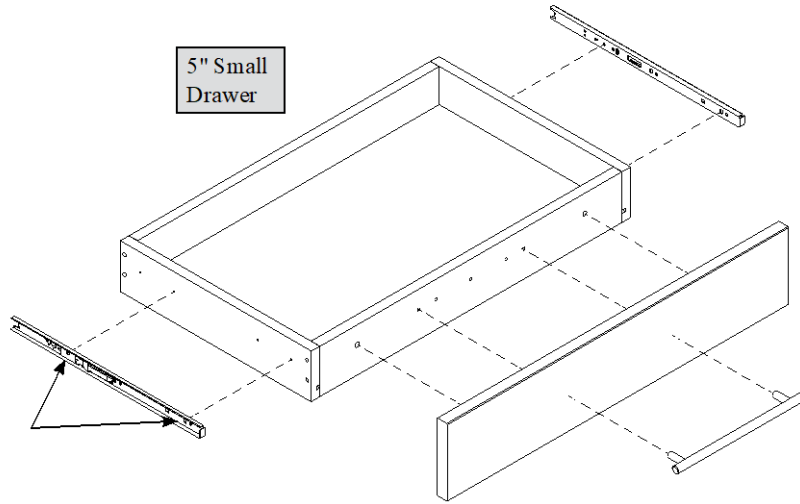
Insert six Double Dowels completely into the holes in the left Upright per the Design.

Fasten three Fixed Shelves to the Uprights. Tighten twelve Connectors.

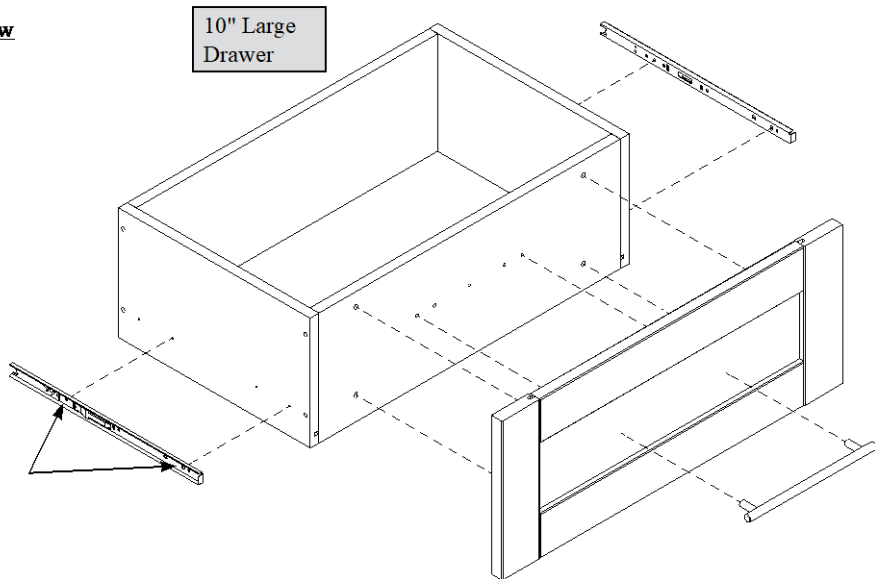
Turn the adjusting screws on the Cabinet Hanger to level and plumb the Upright.

INSTALLATION

Drawer Installation

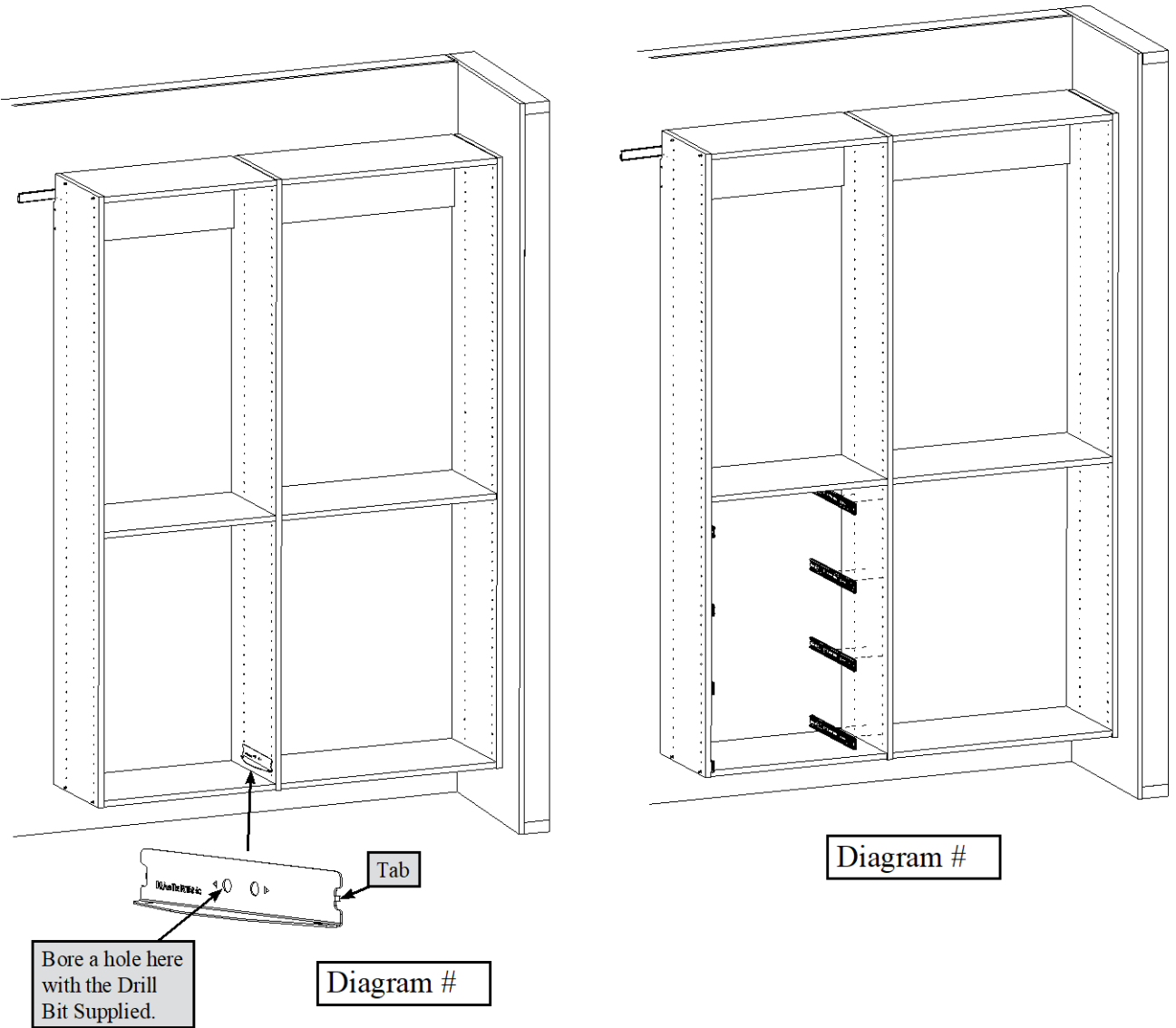


5/16" Flat Head Screw



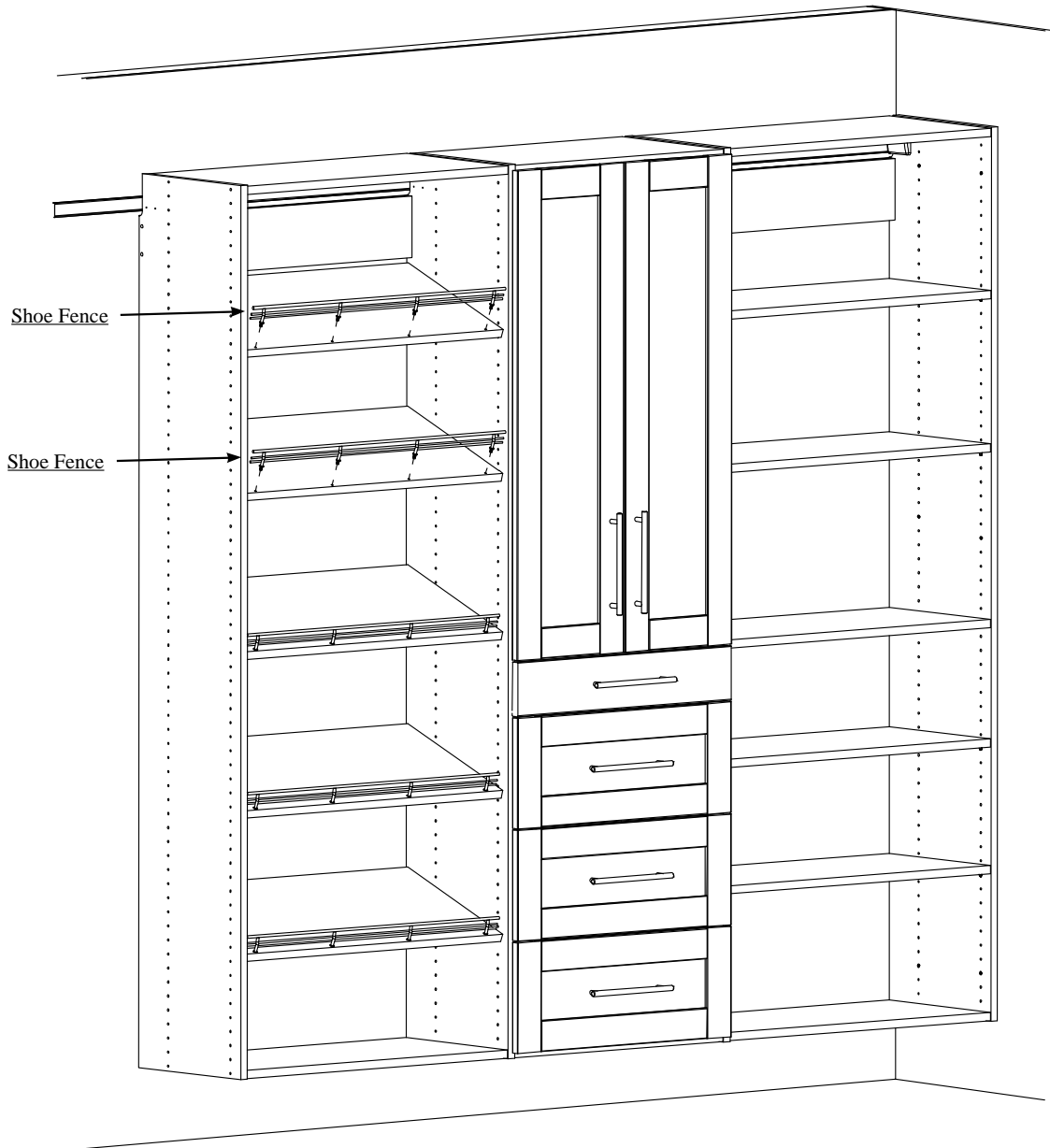
INSTALLATION

Drawer Installation



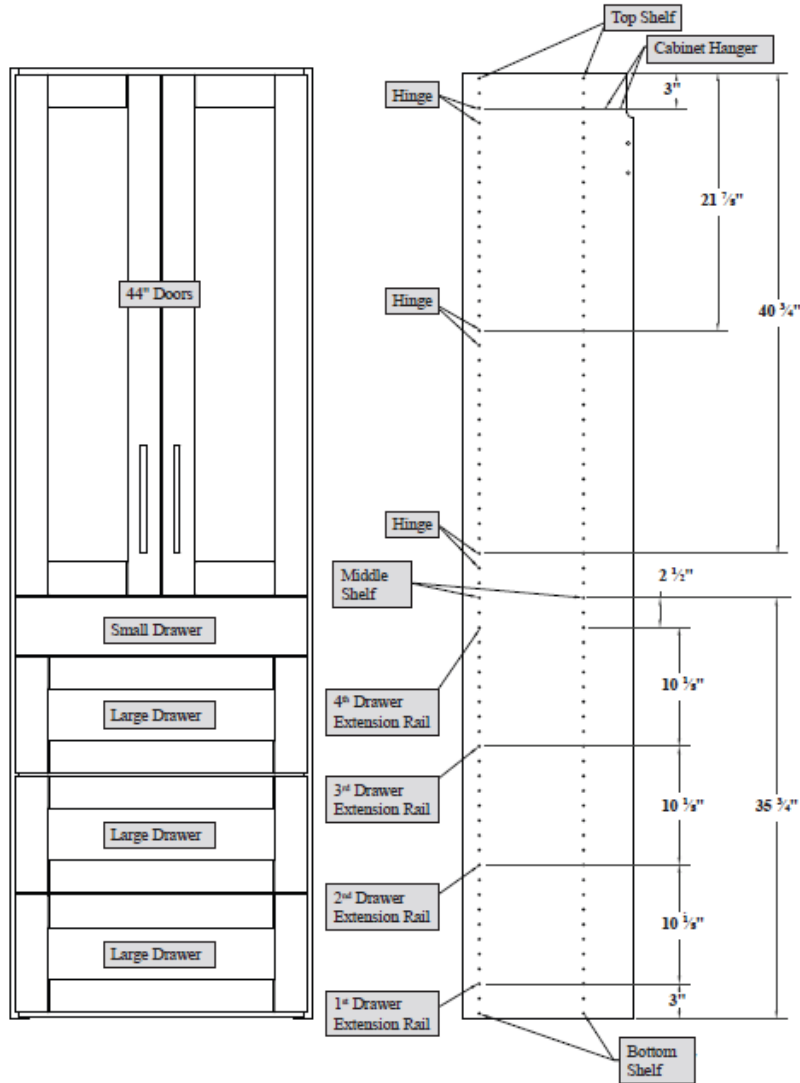
INSTALLATION

Shoe Shelf Installation



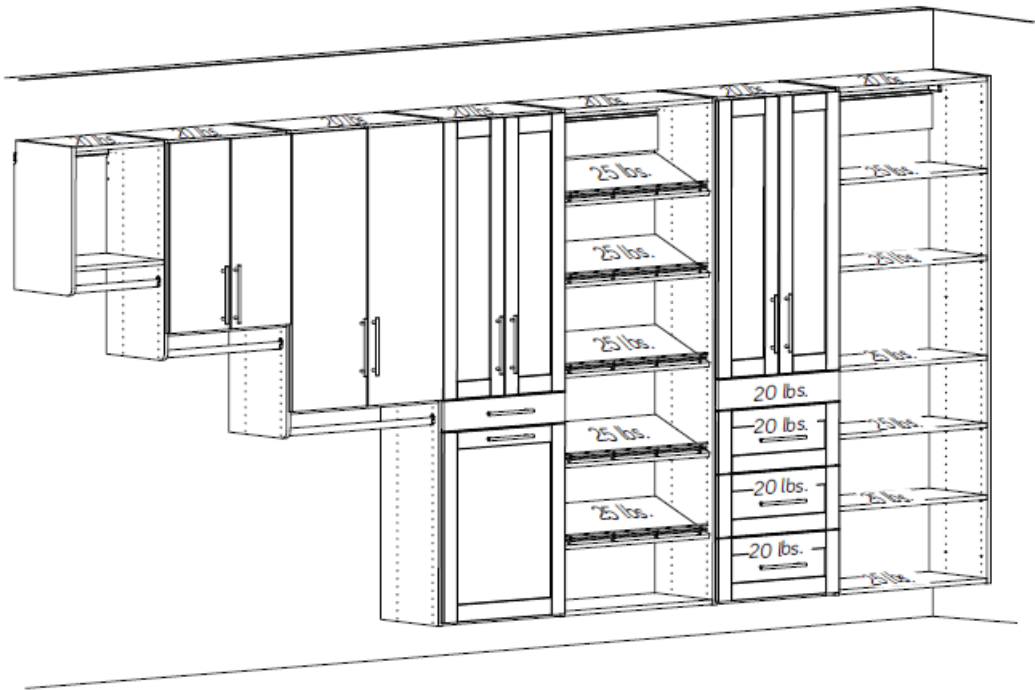
INSTALLATION

Hang Cabinet Hardware Preparation



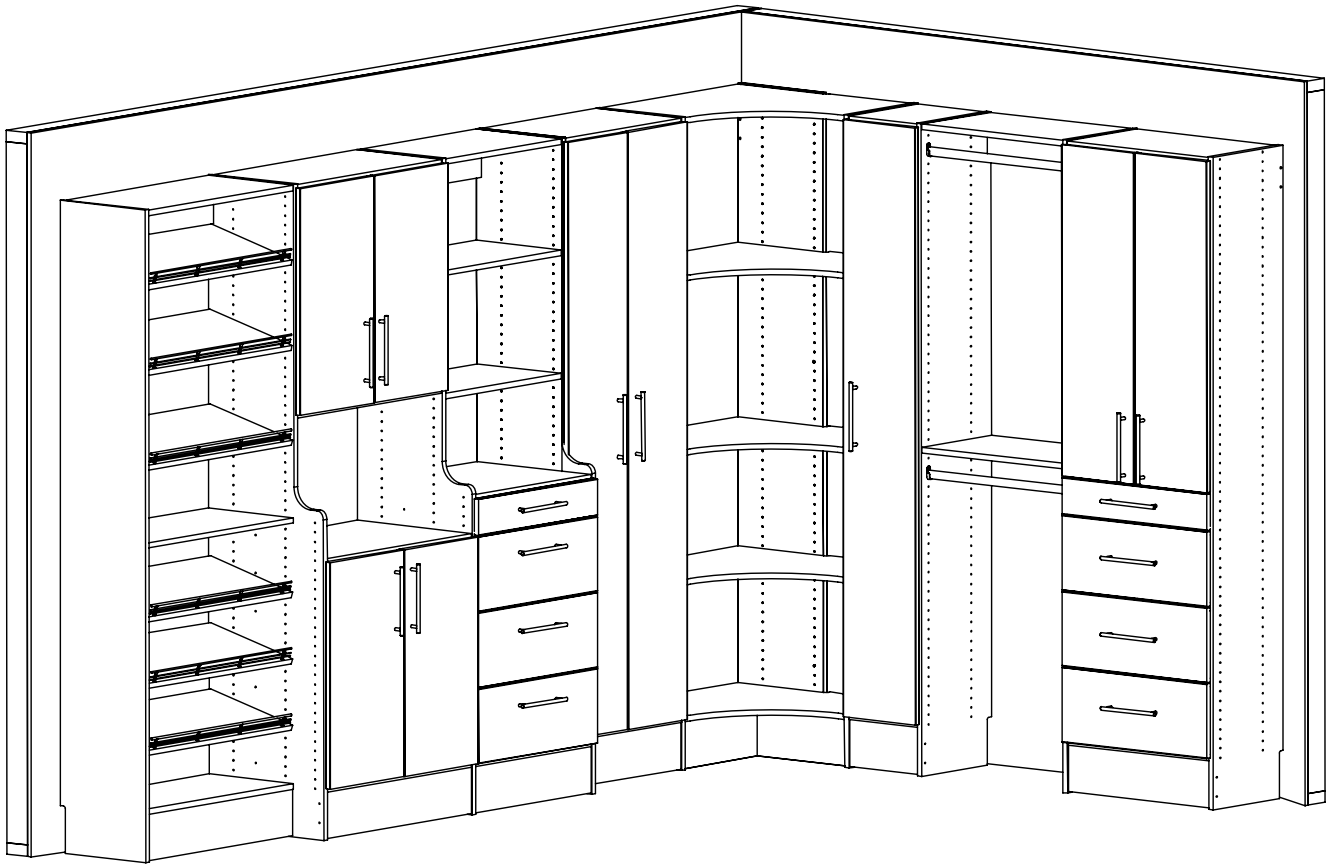
PRODUCT PERFORMANCE

HANG CABINET LOAD SPECIFICATIONS



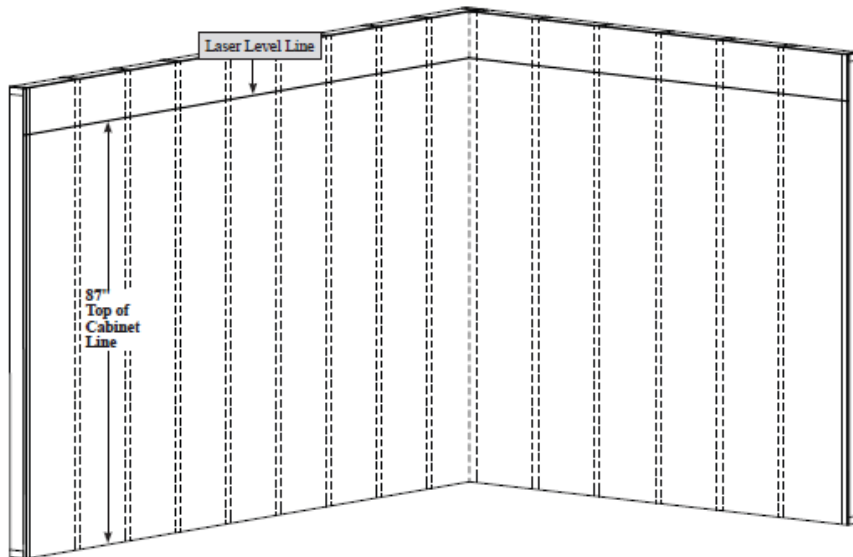
INSTALLATION

Floor Cabinet Installation



INSTALLATION

Floor Cabinet Installation

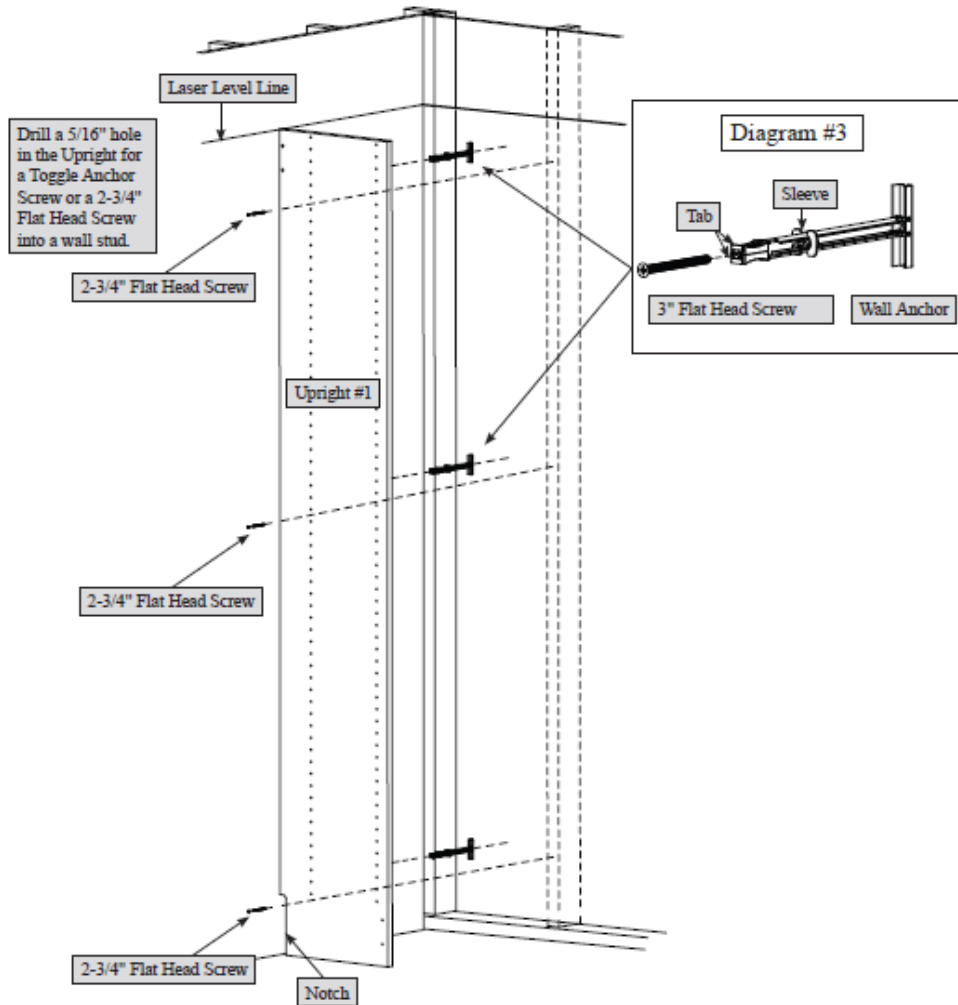


With a level or laser, create a line 87" off the floor onto your wall to indicate the top edge of the cabinets

NOTE: As you build your Floor Cabinets, you may need to shim underneath the Uprights to stay level with the line keeping the Uprights plumb.

INSTALLATION

Floor Cabinet Installation



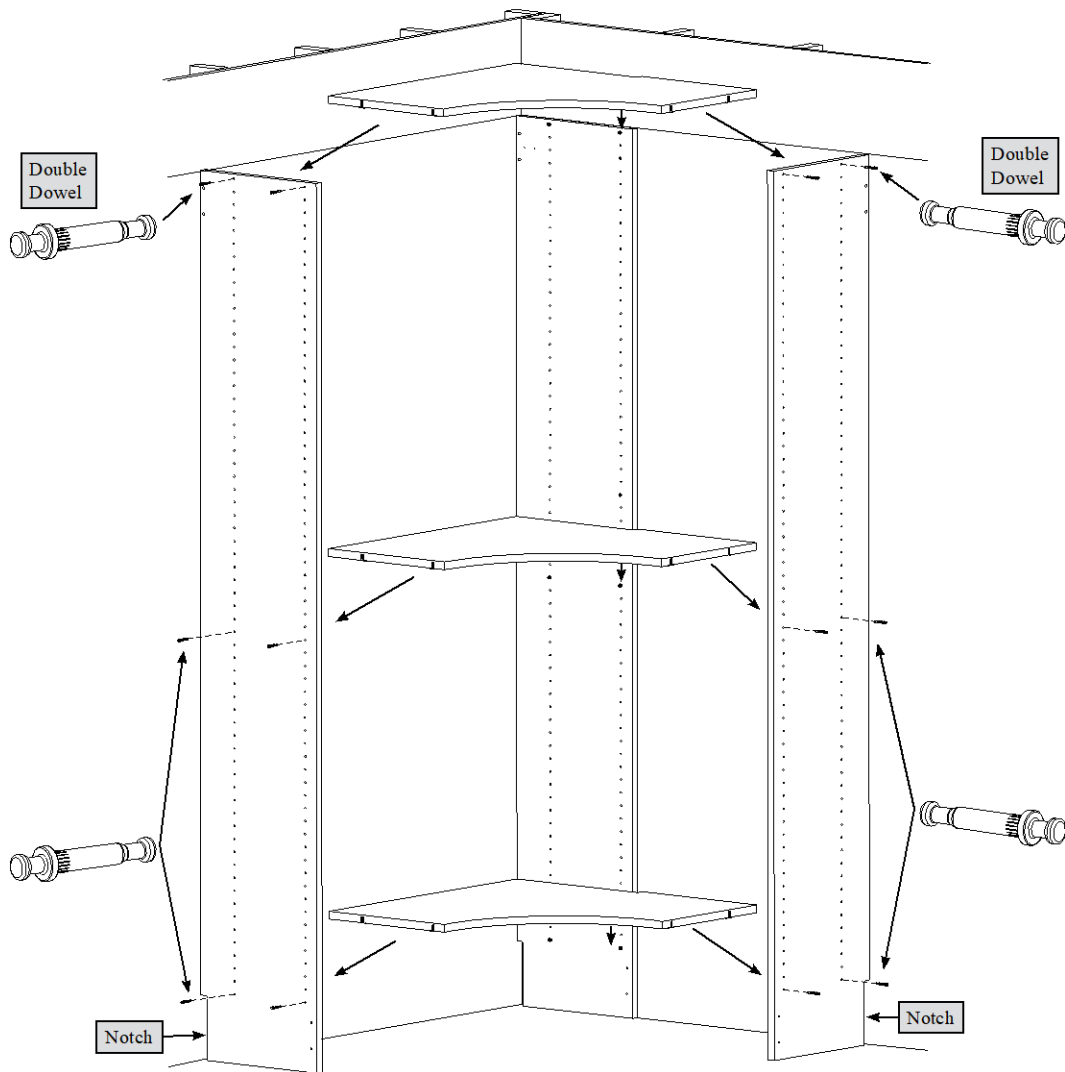
Fasten Upright #1 to the wall with three 2-3/4" Flat Head Screws into wall studs. Use three Toggle Anchors if a wall stud is not available.

Diagram #3

The Toggle Anchor requires 1/2" hole in the drywall. Push the Toggle Anchor into the hole, slide the Sleeve to the drywall and break off the Tabs of the Toggle Anchor.

INSTALLATION

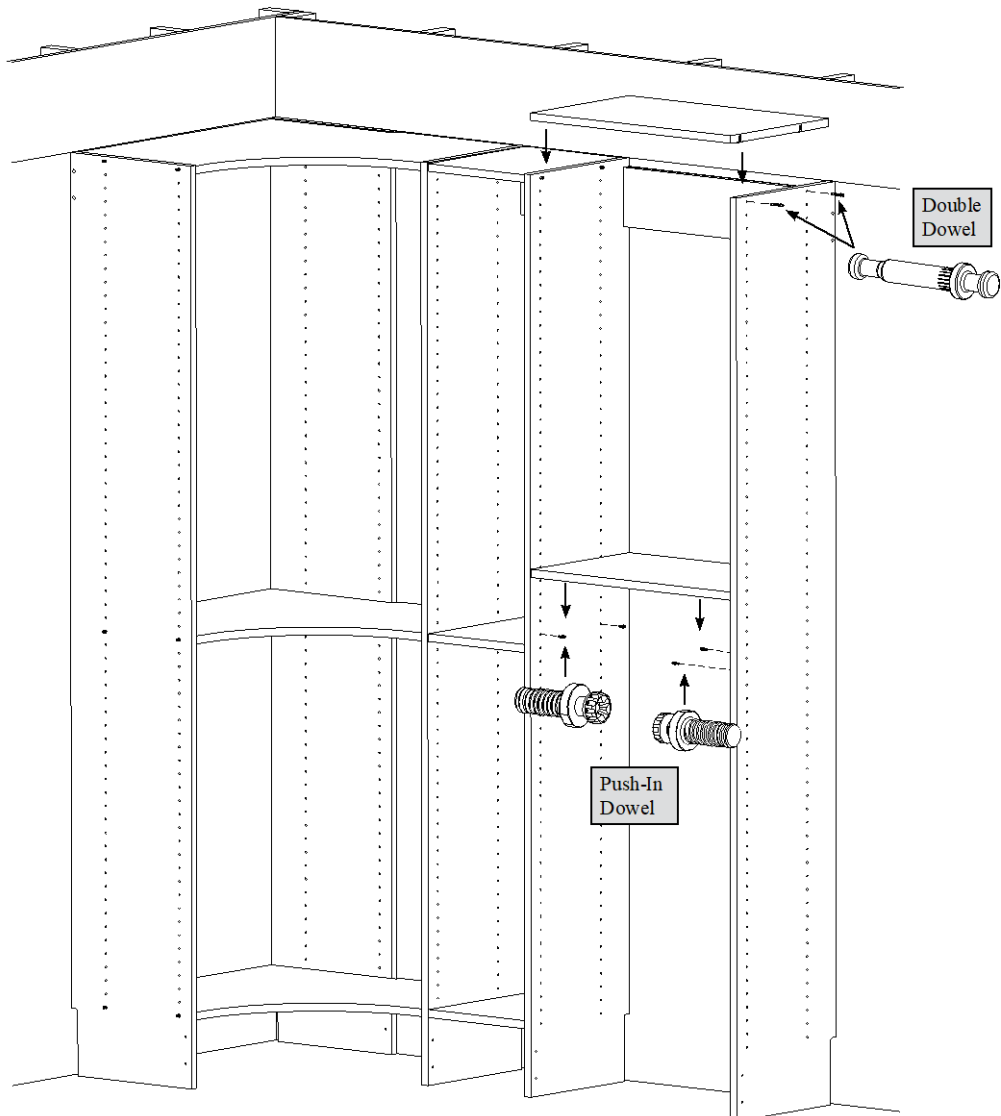
Floor Cabinet Installation



Insert twelve Double Dowels completely into the holes in the Uprights per the Design.

Fasten the Fixed Shelves to the Uprights. Tighten twelve Connectors.

INSTALLATION

Floor Cabinet Installation

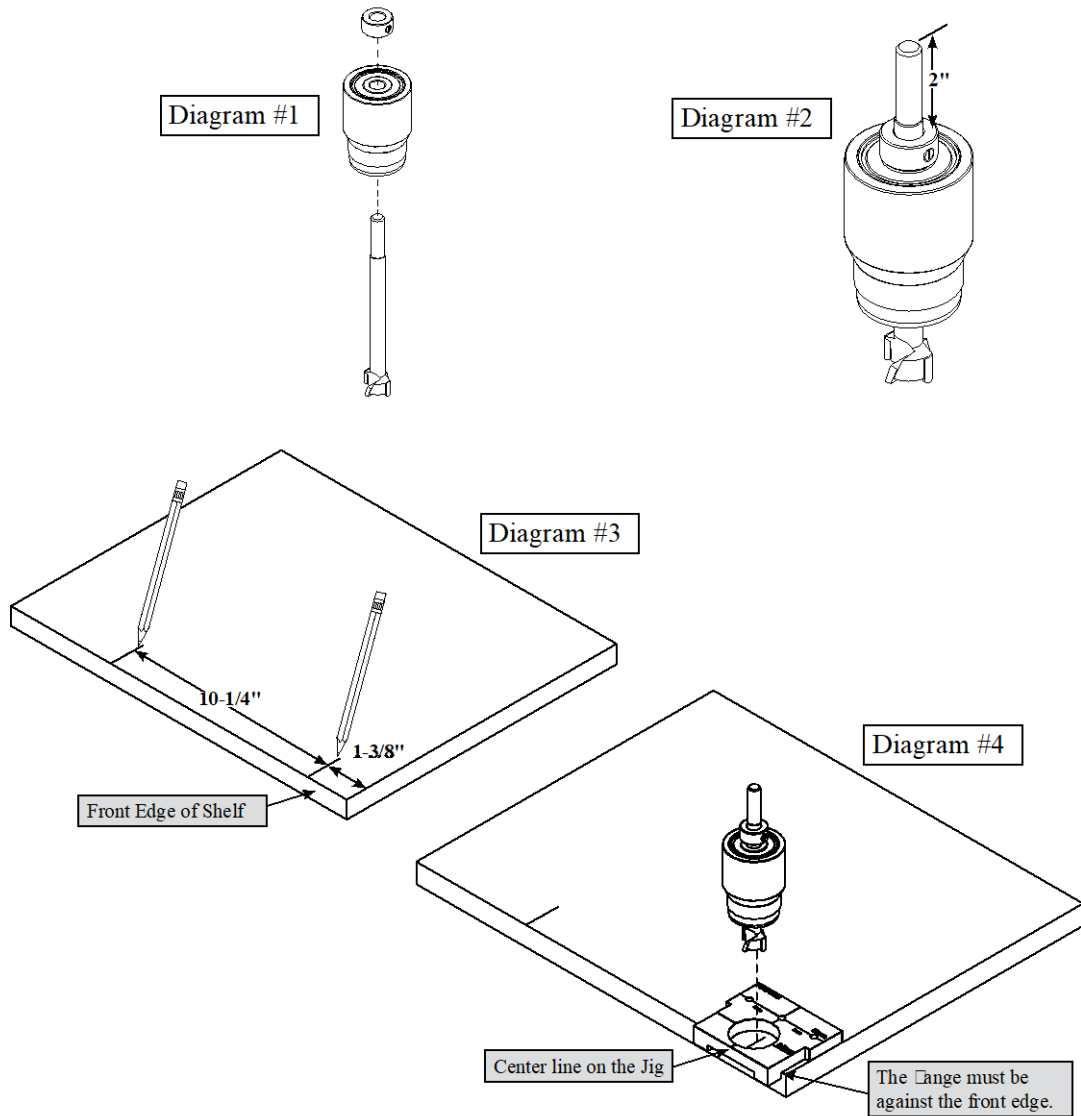
Insert two Double Dowels completely into the holes in the right Upright.

Insert four Push-In Dowels completely into the holes in the Uprights.

Fasten two Fixed Shelves to the Uprights. Tighten eight Connectors

INSTALLATION

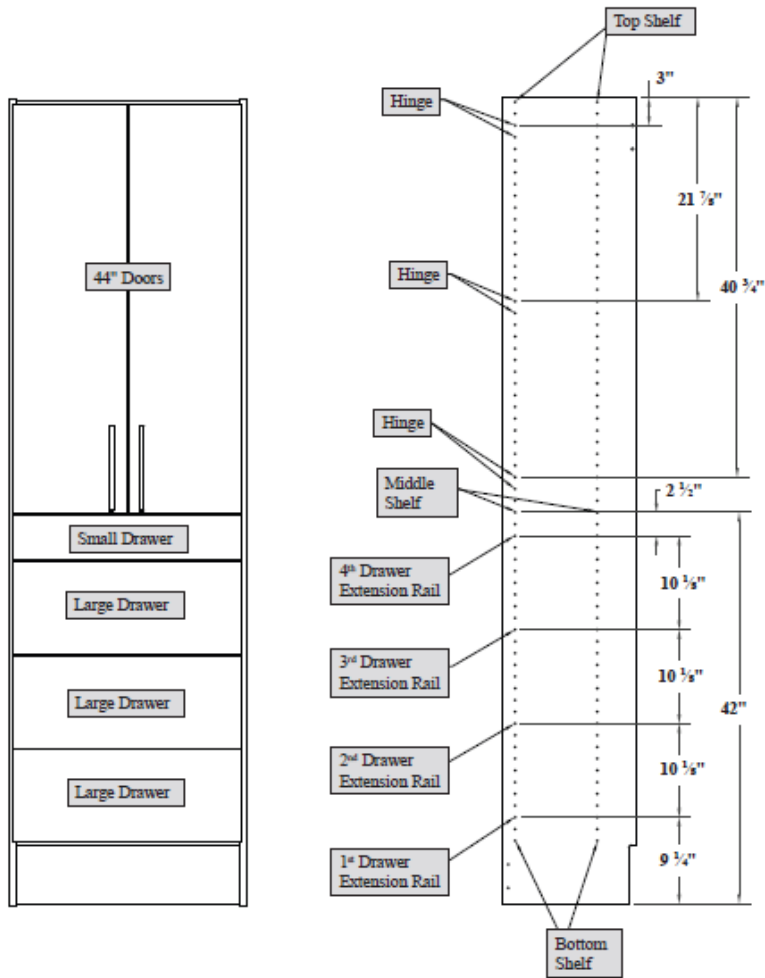
Hole Boring and Jig Installation



1. Insert the shaft of the bit through the plastic sleeve as shown in Diagram #1.
2. Place the stop over the shaft of the bit 2" from the end and tighten the set screw as shown in Diagram #2
3. Mark lines on the shelf as shown in Diagram #3.
4. Line up the center line on the jig with the line on your shelf.
5. Drill the holes in your shelf as shown in Diagram #4.

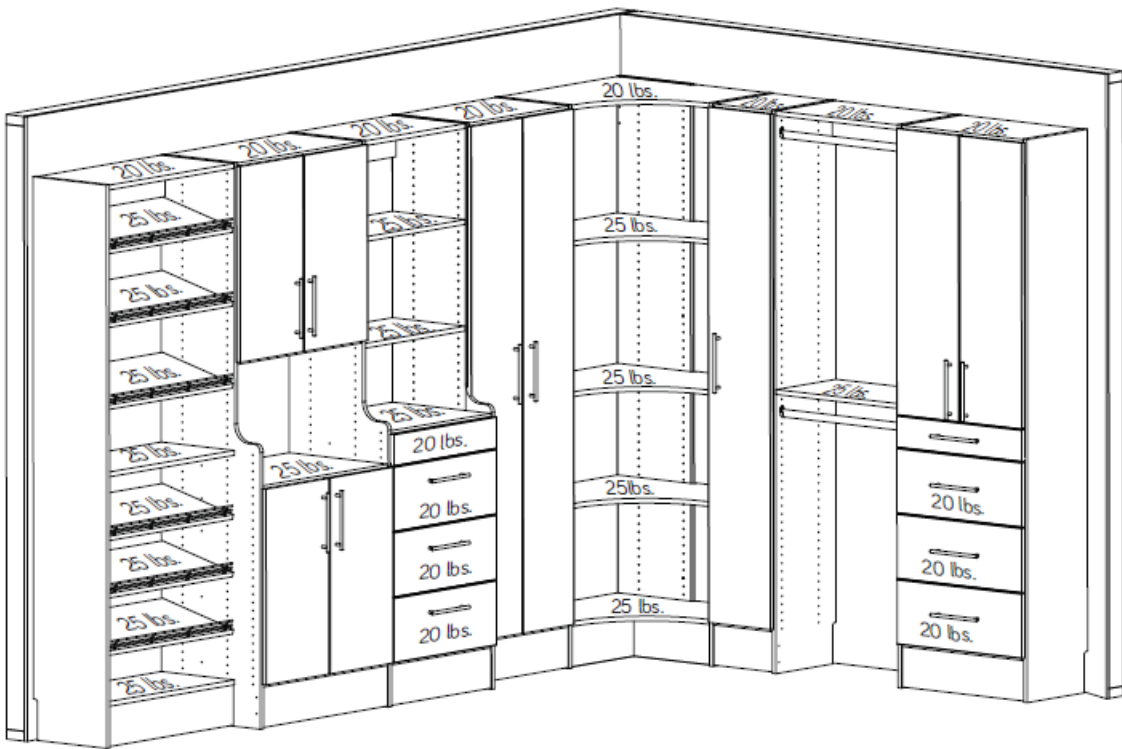
INSTALLATION

Floor Cabinet Hardware Preparation



PRODUCT PERFORMANCE

FLOOR CABINET LOAD SPECIFICATIONS



WARRANTY & WARNINGS

WOODTRAC® CLOSET PRODUCTS LIMITED WARRANTY

WoodTrac® by Sauder provides limited lifetime warranty coverage on WoodTrac® Closet Products (the "Products") to the original first use retail consumer ("Consumer") as set forth in this limited warranty statement. This limited warranty gives you specific legal rights, and you may also have other rights which vary from state to state.

Limited Lifetime Warranty Coverage: WoodTrac® warrants that the Products will be free from defects in material and workmanship under conditions of normal, residential use, for the lifetime of the Products. This limited warranty extends only to the original, first-use retail Consumer, and is not transferable.

Limitations on Warranty Coverage: WoodTrac's® Limited Lifetime Warranty (described above) is the only warranty coverage provided by WoodTrac® for the Products, and is in lieu of all other warranties. Under the laws of certain states, there may be no implied warranties from WoodTrac®, and ALL IMPLIED WARRANTIES, INCLUDING ANY IMPLIED WARRANTY OF MERCHANTABILITY OR FITNESS FOR A PARTICULAR PURPOSE ARE DISCLAIMED AND EXCLUDED TO THE FULLEST EXTENT ALLOWED BY LAW.

Exclusions from Coverage: This limited warranty does not cover defects arising from (1) the improper installation or use of the Products; (2) abuse or neglect; (3) any commercial, rental or non-residential use of the Products (including the installation and use of the Products in a commercial or rental structure); or (4) normal wear and tear.

Exclusive Remedy: WoodTrac® will (at its option) repair or replace any defective Products (or components) at no charge, subject to confirmation of the defect and proof of purchase, as the sole and exclusive remedy under this limited warranty. This limited warranty does not cover costs for installation, returning any defective Products to WoodTrac®, for removal or other labor costs in connection with the repair or replacement of the Products, all of which shall be the responsibility of the Consumer. WoodTrac's® liability under this limited warranty shall not exceed the purchase price of the Products. WoodTrac® shall have NO LIABILITY FOR ANY INCIDENTAL OR CONSEQUENTIAL DAMAGES OF ANY KIND, and all such claims and damages are DISCLAIMED AND EXCLUDED FROM THIS LIMITED WARRANTY. You must notify WoodTrac®, in writing, within 90 days after discovering any defect in order to receive limited warranty coverage.

Some states do not allow limitations on how long an implied warranty lasts, or the exclusion or limitation of incidental or consequential damages, so the above limitations may not apply to you.

To Obtain Warranty Service or Information: For warranty inquiries or claims, contact WoodTrac® at 1-855-854-7465, 502 Middle Street, Archbold, OH (USA) 43502, woodtrac@sauder.com. Return of any defective Product may be required by WoodTrac®, or we may elect to examine the product at its location. If we ask you to ship any Products to us, we will issue you a return authorization number and provide return instructions. For returned Products to qualify for limited warranty coverage, they must be returned in the original or equivalent packaging, in accordance with the shipping instructions you receive from us, and must prominently display the return authorization number on the return package.

WARNING

Please use your furniture correctly and safely. Improper use can cause safety hazards, or damage to your furniture or household items. *Carefully read the following chart.*

Look out for:	What can happen:	How to avoid the problem:
<ul style="list-style-type: none"> Loose or unstable closet components. Tall closet component structures. Closet component structures that are over five feet tall and placed in an open area or a walk-in closet. 	<ul style="list-style-type: none"> Risk of injury Closet components that are not properly connected can easily slide against each other and cause the structure to be unstable and tip over. A tall closet structure can tip unless it is properly secured. 	<ul style="list-style-type: none"> Closet components must be securely attached to each other from side to side, and top to bottom. Secure the closet structure to a wall stud whenever possible. If you cannot use a wall stud, use the supplied wall anchors into your drywall. <p>(If attaching the product to a wall made of concrete, plaster, or other material, purchase and use the appropriate mounting hardware. The attachment hardware must be rated to provide a minimum of 50 pounds of pull strength.)</p>
<ul style="list-style-type: none"> Overloaded drawers and shelves. 	<ul style="list-style-type: none"> Risk of injury. Top-heavy furniture can tip over. Overloaded drawers or shelves can break. 	<ul style="list-style-type: none"> Never exceed the weight limits shown in the instructions. Work from bottom to top when loading shelves and drawers. Place the heavier items on the lower shelves or in lower drawers.
<ul style="list-style-type: none"> Improper use of furniture to support TVs. Setting TVs on furniture items not intended to support them is hazardous. 	<ul style="list-style-type: none"> Risk of injury. TVs can be very heavy. Plus the weight and location of the picture tube tends to make TVs unbalanced and prone to tipping forward. 	<ul style="list-style-type: none"> This product is not designed to support a television.

PRODUCT PERFORMANCE

SURFACE PERFORMANCE

WoodTrac Closets wood components are made with silicone coated high definition micropapers laminated over either MDF or Particleboard depending on the part. Performance results below.



Standard Plus/ Wrapping Plus Grade Paper-Engineering Specification

SSN – 1220 r.1

AESTHETICS		
Attribute	Test Method	Specification/Assessment
Color (Evaluated using the D65 Lighting)	Visual Compliance to the Color Standard – ASTM D-1729-96	Pass / Fail
Coating Smoothness	Visual Compliance to the Color Standard	Pass / Fail
Gloss	Gardner Micro Gloss - @ 60° (MD) – ASTM D-523-99	±15% of standard
Fidelity/Registration	Visual Compliance to the Color Standard	Pass / Fail
PERFORMANCE		
Attribute	Test Method	Specification/Assessment
Wear Resistance	For paper, correlated to coating weight For laminates, CPA WR-01-2009	=> 3 grams/m ² >250 cycles
Scratch Resistance	For paper, correlated to coating weight For laminates, Hoffman-Paint & Coating Testing Methods p.557 ASTM - D 5178 (Breaking Point)	=> 3 grams/m ² => 100 grams
MEK Resistance	ASTM - D 4752	=> 50 Dble Rubs
Boiling Water Resistance	Fed. Spec. AA-11-001895B	No Effect after 1 hour
Color Stability at Elevated Temperature	For paper, Sauder LP074; Color Stability Standard Method	Delta <.5 or Visual Compliance to Color Standard
Water Resistance	ANSI / NEMA LD 3-2005 - High Pressure Decorative Laminates Section 3.4 Distilled Water	No Effect after 4 hours
Stain Resistance	ANSI / NEMA LD 3-2005 - High Pressure Decorative Laminates Section 3.4; cooking oil, coffee, tea, mustard, catsup	No Effect after 4 hours
Tape Resistance	ASTM – D 3330 or correlated method	100% Tape Adhesion Failure (Based on 10day tape pull)
Coating / Ink Adhesion	ASTM – D 3359	0% Failure
Coefficient of Friction	ASTM – D 1894	.125 Kinetic (min)

PRODUCT COMPOSITION & CARE

PRODUCT COMPOSITION

Our MasterTrac wood shelving is made of 3/4" furniture-grade particleboard with a high-definition micro paper laminate. The high heat and pressure used in manufacturing result in a very strong, environmentally-friendly product.

Our wood products are made of over 80% recycled products. All wood panels used at our production facility are "Environmentally Preferred Product" (EPP) by the Composite Panel Association.

PRODUCT CARE

While laminate products are durable, like any wood product they are not water resistant. We recommend quickly wiping any spilled liquid to prevent damage.

To clean we recommend light dusting or wiping the surface with a wax-based polish (Pledge or Endust, for example) and a dry cloth. Spray should be applied to cloth and not directly to furniture. Never use any type of abrasive cleaner or soap detergent on laminate surfaces.



