

## SpaceTrac Parts and Installation



Call us at **1-855-854-7465**

or visit us at

**www.woodtrac.com**

**NOTE:** THIS INSTRUCTION BOOKLET CONTAINS  
**IMPORTANT** SAFETY INFORMATION.

*PLEASE READ AND KEEP FOR FUTURE REFERENCE.*



**Made in USA**  
with U.S. and imported materials

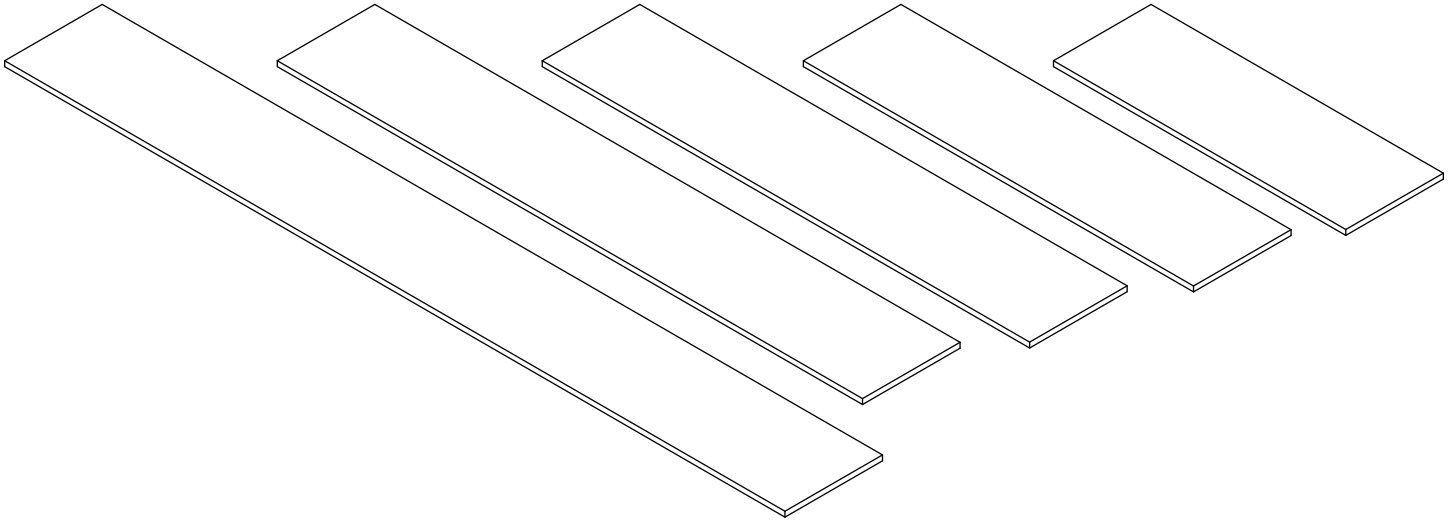
**Lot #: 545016**

**Purchased:** \_\_\_\_\_

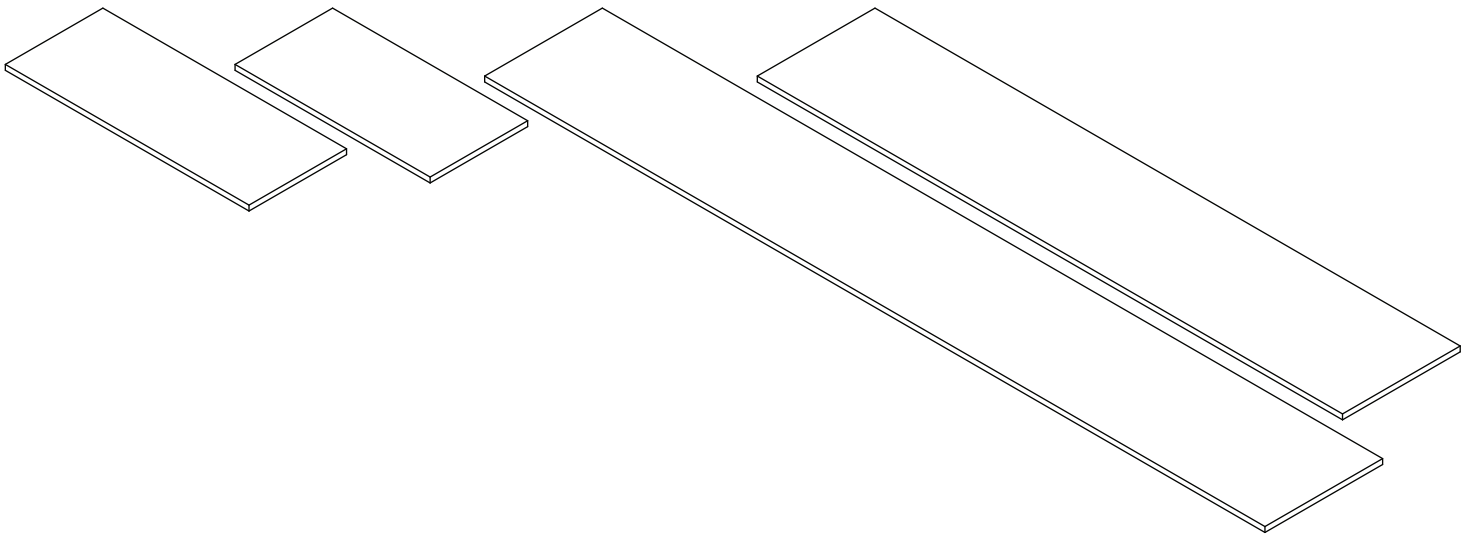
**08 / 28 / 20**

## Part Identification

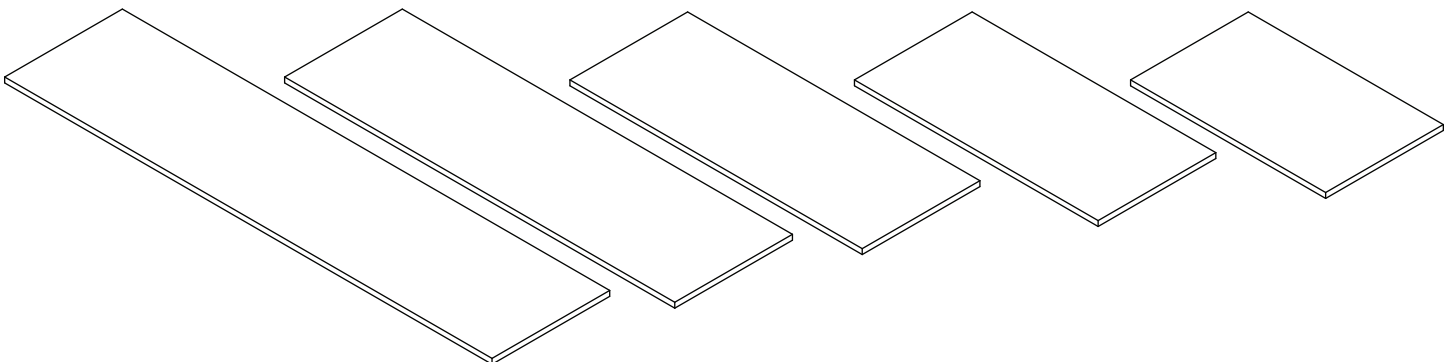
|                            |                            |                            |                            |                            |
|----------------------------|----------------------------|----------------------------|----------------------------|----------------------------|
| <u>96" x 12" Shelf (2)</u> | <u>72" x 12" Shelf (2)</u> | <u>60" x 12" Shelf (2)</u> | <u>48" x 12" Shelf (4)</u> | <u>36" x 12" Shelf (4)</u> |
| 425924 White               | 425925 White               | 425926 White               | 425927 White               | 425928 White               |
| 425952 Salt Oak            | 425953 Salt Oak            | 425954 Salt Oak            | 425955 Salt Oak            | 425956 Salt Oak            |
| 425980 Espresso            | 425981 Espresso            | 425982 Espresso            | 425983 Espresso            | 425984 Espresso            |



|                            |                            |                                |                                |
|----------------------------|----------------------------|--------------------------------|--------------------------------|
| <u>30" x 12" Shelf (4)</u> | <u>24" x 12" Shelf (4)</u> | <u>96" x 14-1/2" Shelf (2)</u> | <u>72" x 14-1/2" Shelf (2)</u> |
| 425929 White               | 425930 White               | 425931 White                   | 425932 White                   |
| 425957 Salt Oak            | 425958 Salt Oak            | 425959 Salt Oak                | 425960 Salt Oak                |
| 425985 Espresso            | 425986 Espresso            | 425987 Espresso                | 425988 Espresso                |

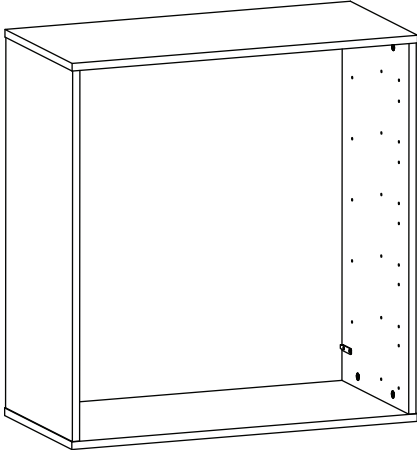


|                                |                                |                                |                                |                                |
|--------------------------------|--------------------------------|--------------------------------|--------------------------------|--------------------------------|
| <u>60" x 14-1/2" Shelf (2)</u> | <u>48" x 14-1/2" Shelf (4)</u> | <u>36" x 14-1/2" Shelf (4)</u> | <u>30" x 14-1/2" Shelf (4)</u> | <u>24" x 14-1/2" Shelf (4)</u> |
| 425933 White                   | 425934 White                   | 425935 White                   | 425936 White                   | 425937 White                   |
| 425961 Salt Oak                | 425962 Salt Oak                | 425963 Salt Oak                | 425964 Salt Oak                | 425965 Salt Oak                |
| 425989 Espresso                | 425990 Espresso                | 425991 Espresso                | 425992 Espresso                | 425993 Espresso                |

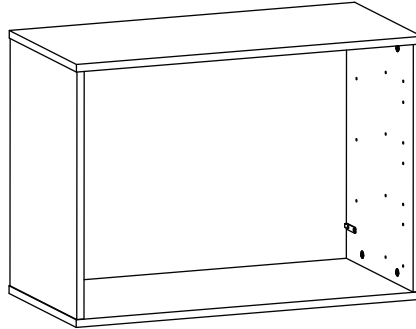


## Part Identification

30"W x 14-1/2"D  
Large Cabinet (1)  
 425943 White  
 425971 Salt Oak  
 426005 Espresso



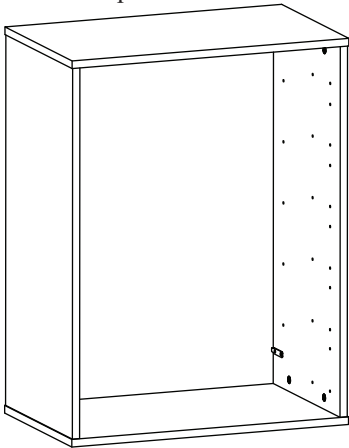
30"W x 14-1/2"D  
Medium Cabinet (1)  
 425944 White  
 425972 Salt Oak  
 426006 Espresso



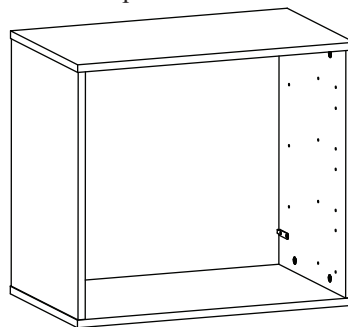
30"W x 14-1/2"D  
Small Cabinet (1)  
 425945 White  
 425973 Salt Oak  
 426007 Espresso



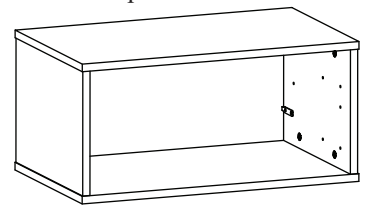
24"W x 14-1/2"D  
Large Cabinet (1)  
 425938 White  
 425966 Salt Oak  
 425999 Espresso



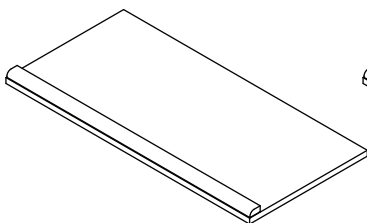
24"W x 14-1/2"D  
Medium Cabinet (1)  
 425939 White  
 425967 Salt Oak  
 426000 Espresso



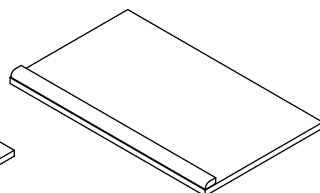
24"W x 14-1/2"D  
Small Cabinet (1)  
 425940 White  
 425968 Salt Oak  
 426001 Espresso



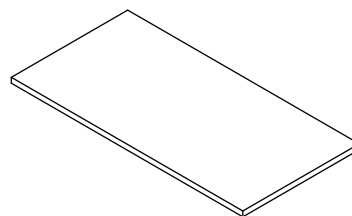
30" Shoe Shelf (4)  
 425923 White  
 425951 Salt Oak  
 425979 Espresso



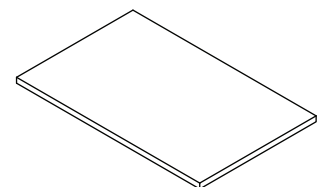
24" Shoe Shelf (4)  
 425922 White  
 425950 Salt Oak  
 425978 Espresso



30" Adjustable Cabinet Shelf (3)  
 425949 White  
 425977 Salt Oak  
 426011 Espresso



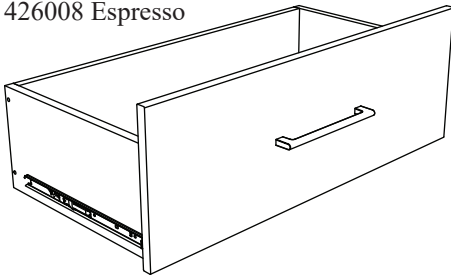
24" Adjustable Cabinet Shelf (3)  
 425949 White  
 425977 Salt Oak  
 426011 Espresso



## Parts and Hardware Identification

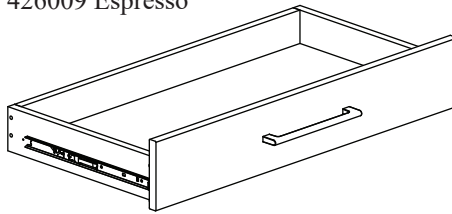
30"W x 10"H Drawer (1)

425946 White  
425974 Salt Oak  
426008 Espresso



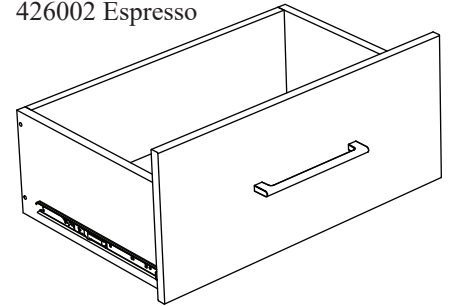
30"W x 5"H Drawer (1)

425947 White  
425975 Salt Oak  
426009 Espresso



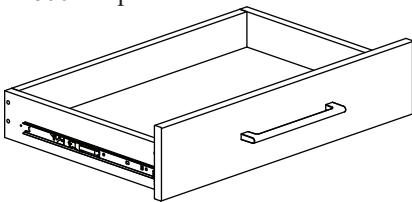
24"W x 10"H Drawer (1)

425941 White  
425969 Salt Oak  
426002 Espresso



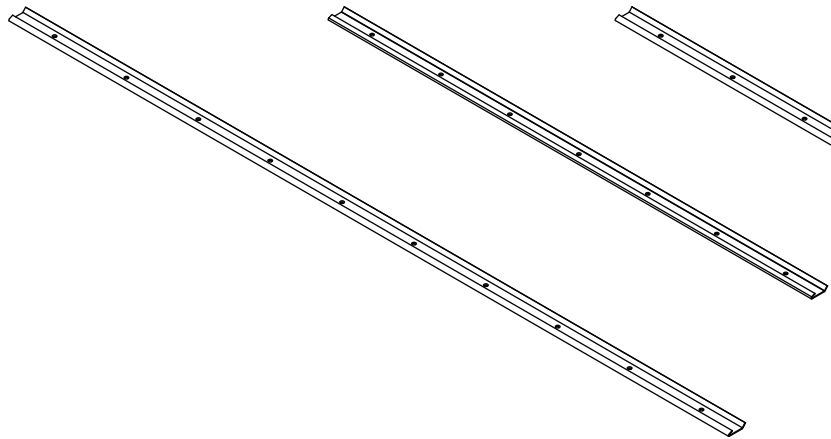
24"W x 5"H Drawer (1)

425942 White  
425970 Salt Oak  
426004 Espresso



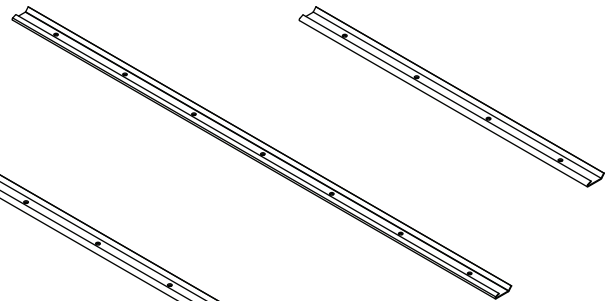
80" Hang Track (10)

427077 White  
427080 Nickel



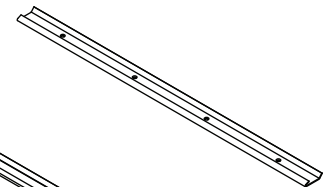
56" Hang Track (10)

427078 White  
427081 Nickel



32" Hang Track (10)

427079 White  
427082 Nickel



90" Standard (8)

427083 White  
427087 Nickel

78" Standard (8)

427084 White  
427088 Nickel

48" Standard (8)

427085 White  
427089 Nickel

30" Standard (8)

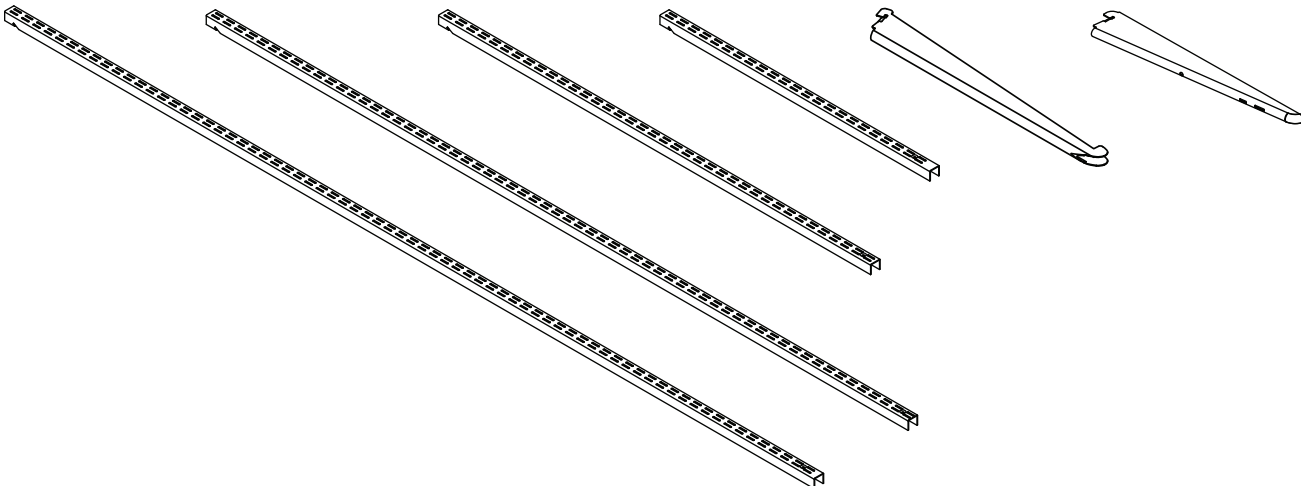
427086 White  
427090 Nickel

Shoe Bracket (10)

427107 Nickel

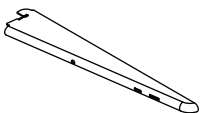
14-1/2" Wood Shelf Bracket (10)

427248 White  
427106 Nickel



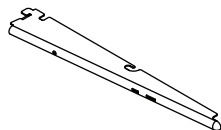
12" Wood Shelf Bracket (10)

427247 White  
427105 Nickel



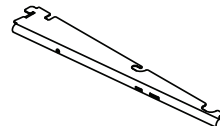
12" Wire Shelf Bracket (10)

427075 White



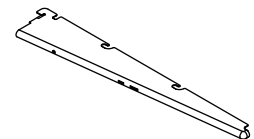
12" Max Glide Wire Shelf Bracket (10)

427249 White




16" Wire Shelf Bracket (10)

427076 White

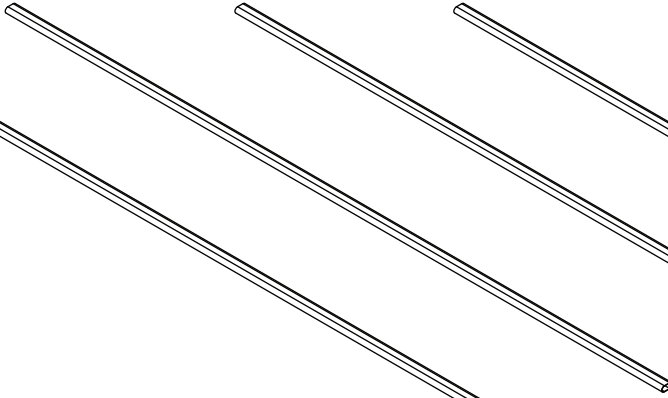


## Hardware Identification

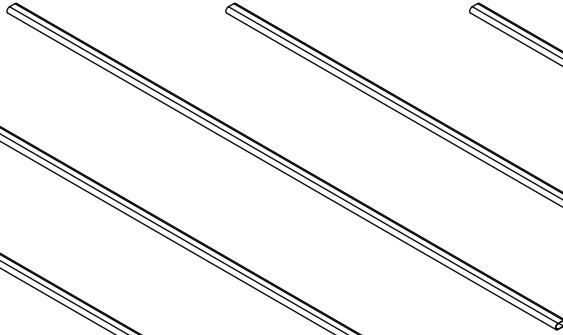
97" Oval Rod (10)  
427091 Nickel



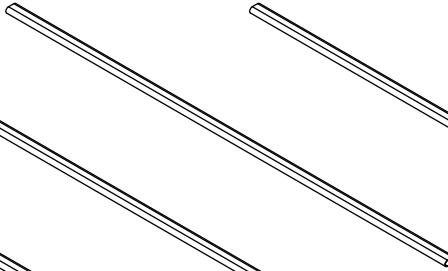
73" Oval Rod (10)  
427092 Nickel



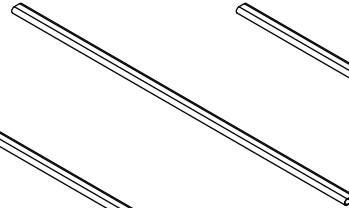
61" Oval Rod (10)  
427093 Nickel



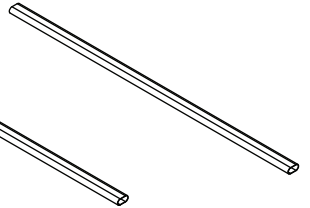
49" Oval Rod (10)  
427094 Nickel



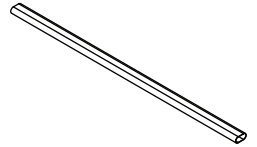
37" Oval Rod (10)  
427095 Nickel



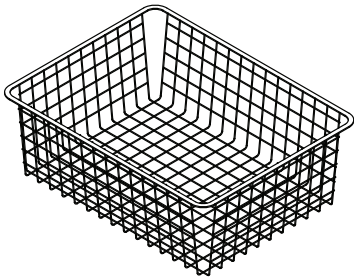
31" Oval Rod (10)  
427096 Nickel



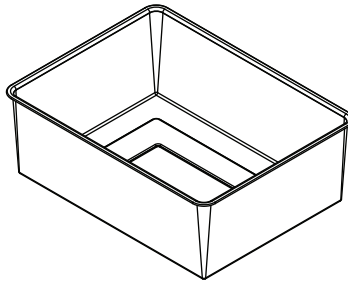
25" Oval Rod (10)  
427097 Nickel



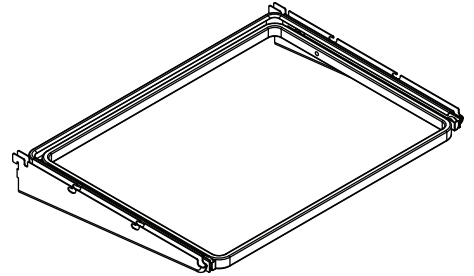
Open Basket (5)  
427100 Nickel



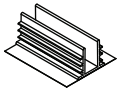
Closed Basket (5)  
427101 Nickel



24" Basket Track and Bracket Kit (5)  
427099 Nickel



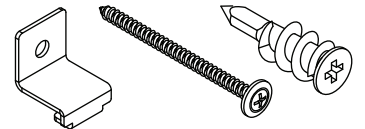
Wood Shelf Attachment Extrusion (50)  
427104 Clear



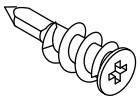
Rod End Cap (10)  
427103 Nickel



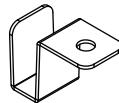
Standard Support Bracket Kit (20)  
427300 White  
427299 Nickel



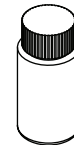
Drywall Anchor (250)  
427861



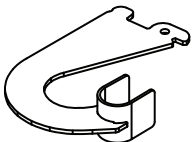
Wood Shelf Clip (50)  
427301 White  
427098 Nickel



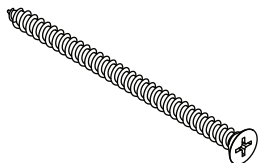
Touch up Paint (1)  
427715 White  
427716 Nickel



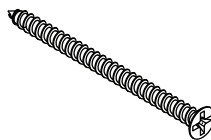
Rod Holder (10)  
427102 Nickel



#10 x 3" Flat Head Screw (250)  
427883 White  
427884 Nickel

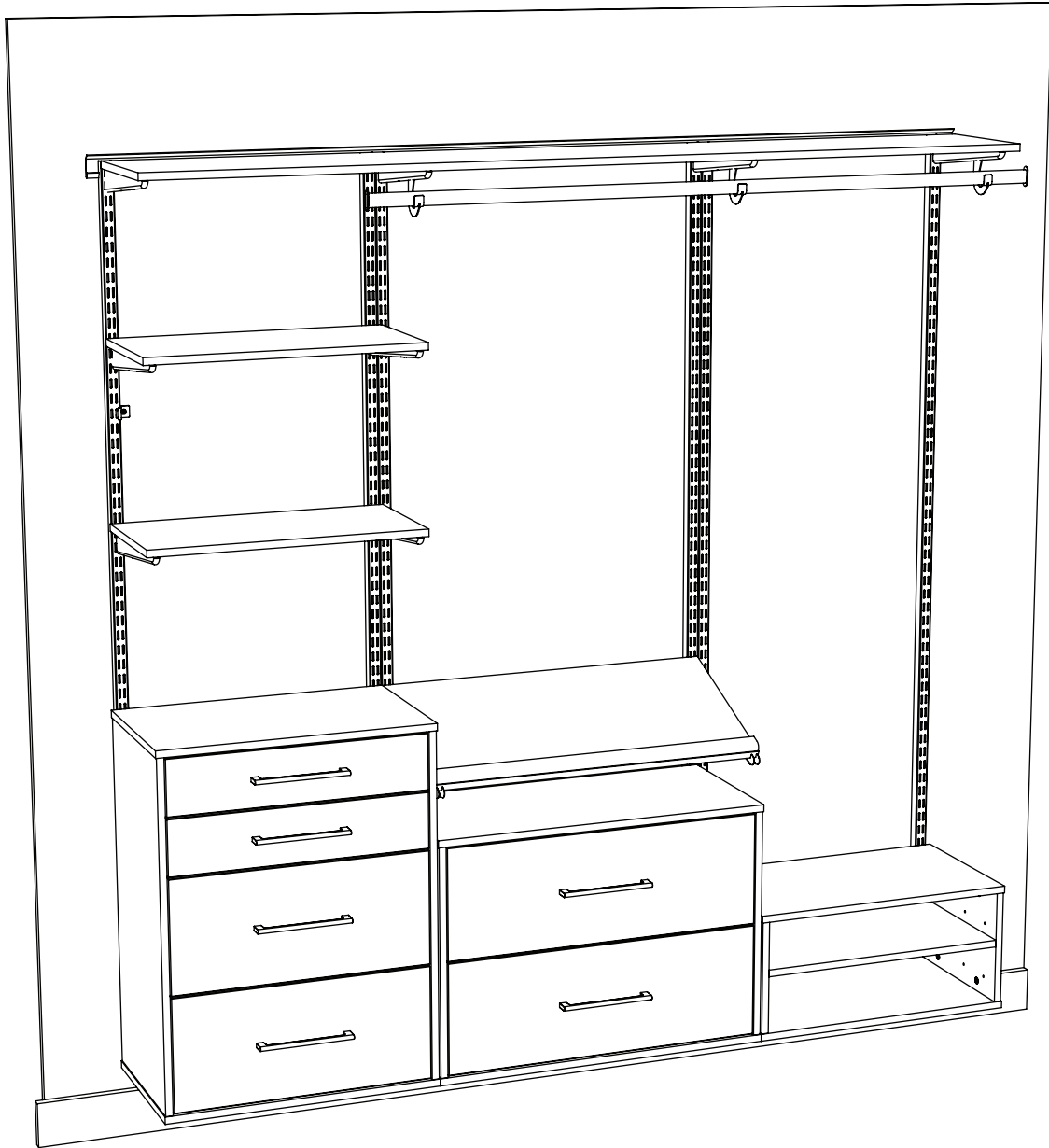


#6 x 2" Flat Head Screw (250)  
427839 Nickel

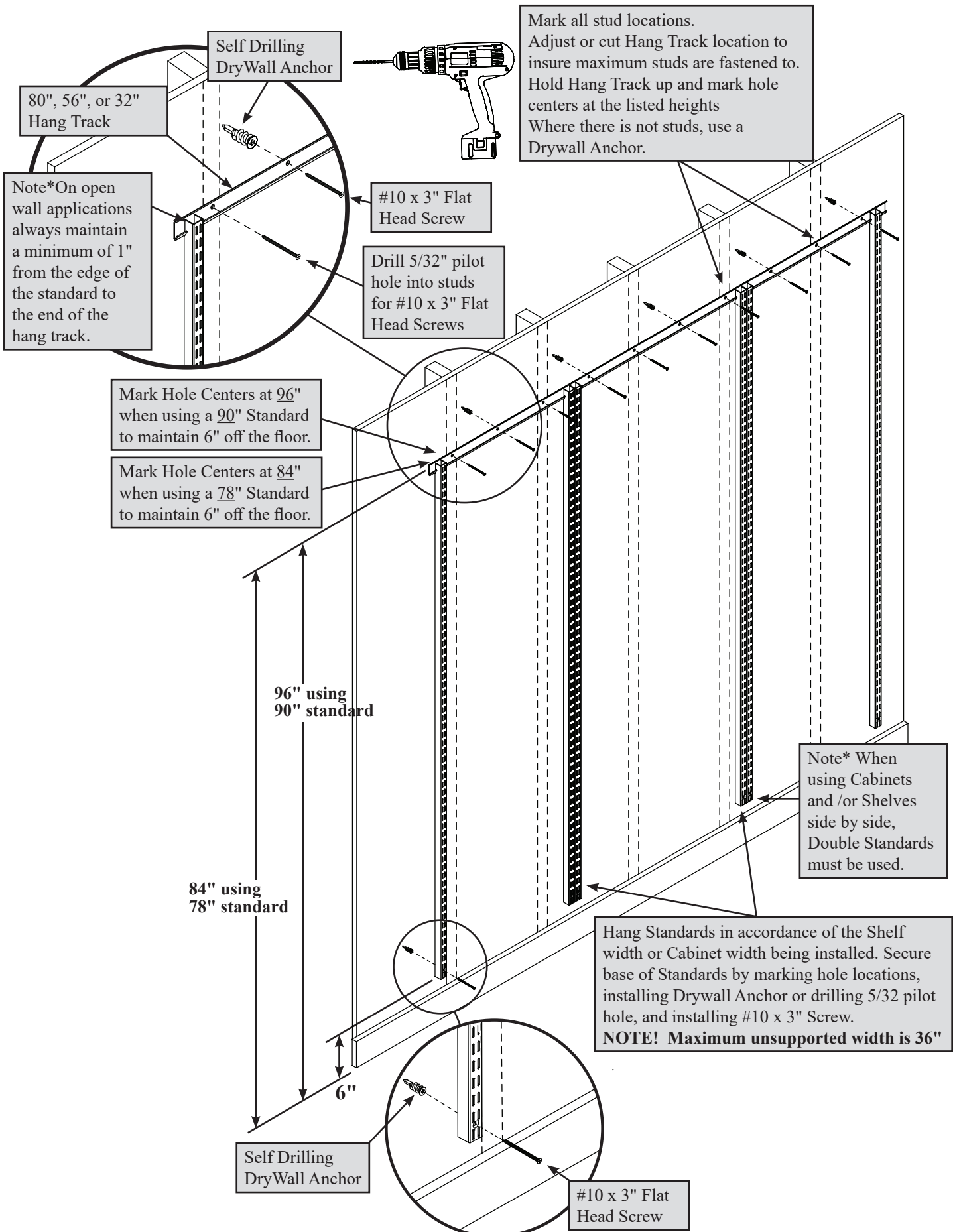


#8 x 9/16" Wafer Head Screw (250)  
427841 Nickel  
422645 White



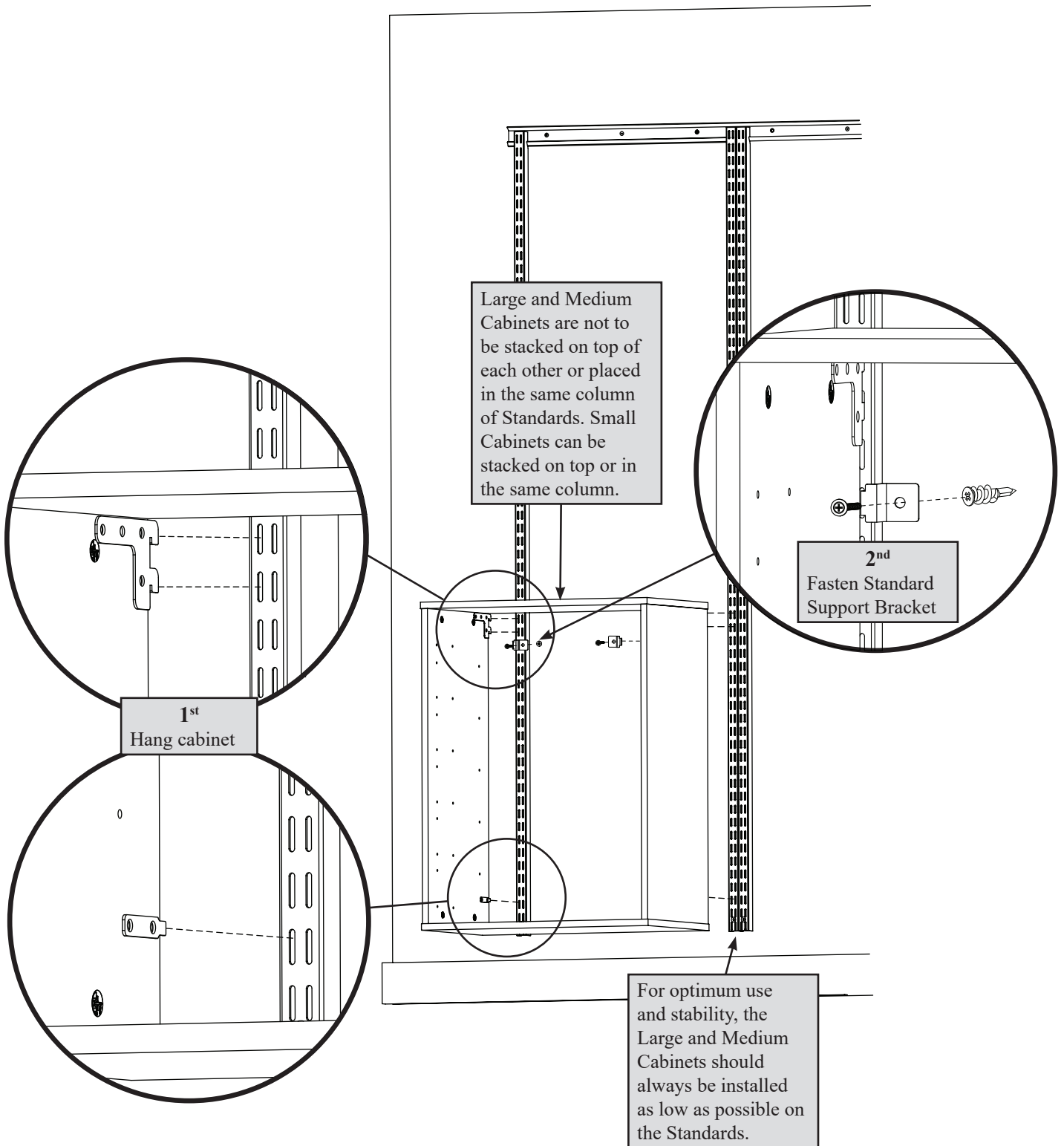


# Standards and Track Installation



# Cabinet Installation

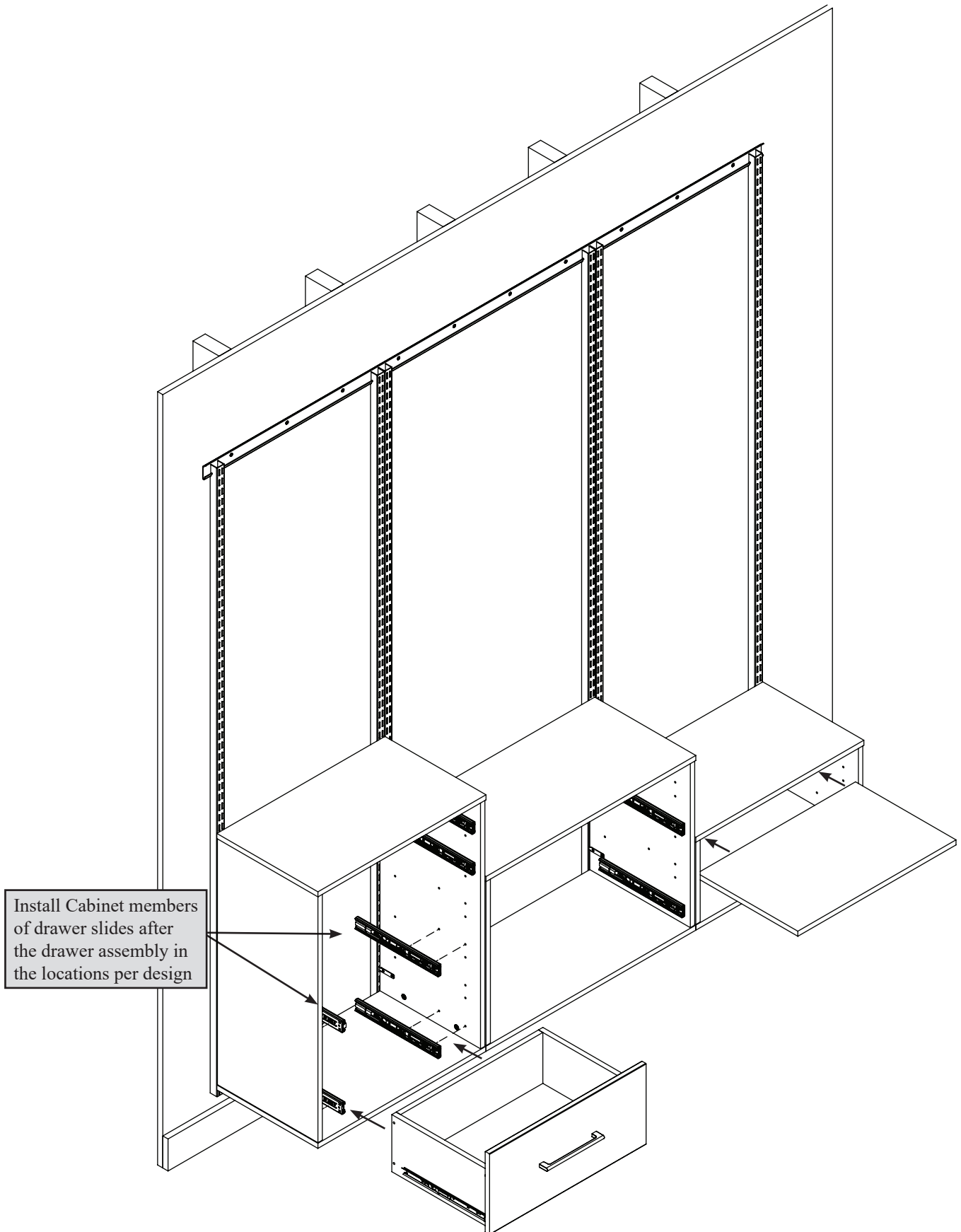
If the design layout incorporates Cabinet (s), assemble the Cabinet (s) now using the instructions that come with the Cabinet.



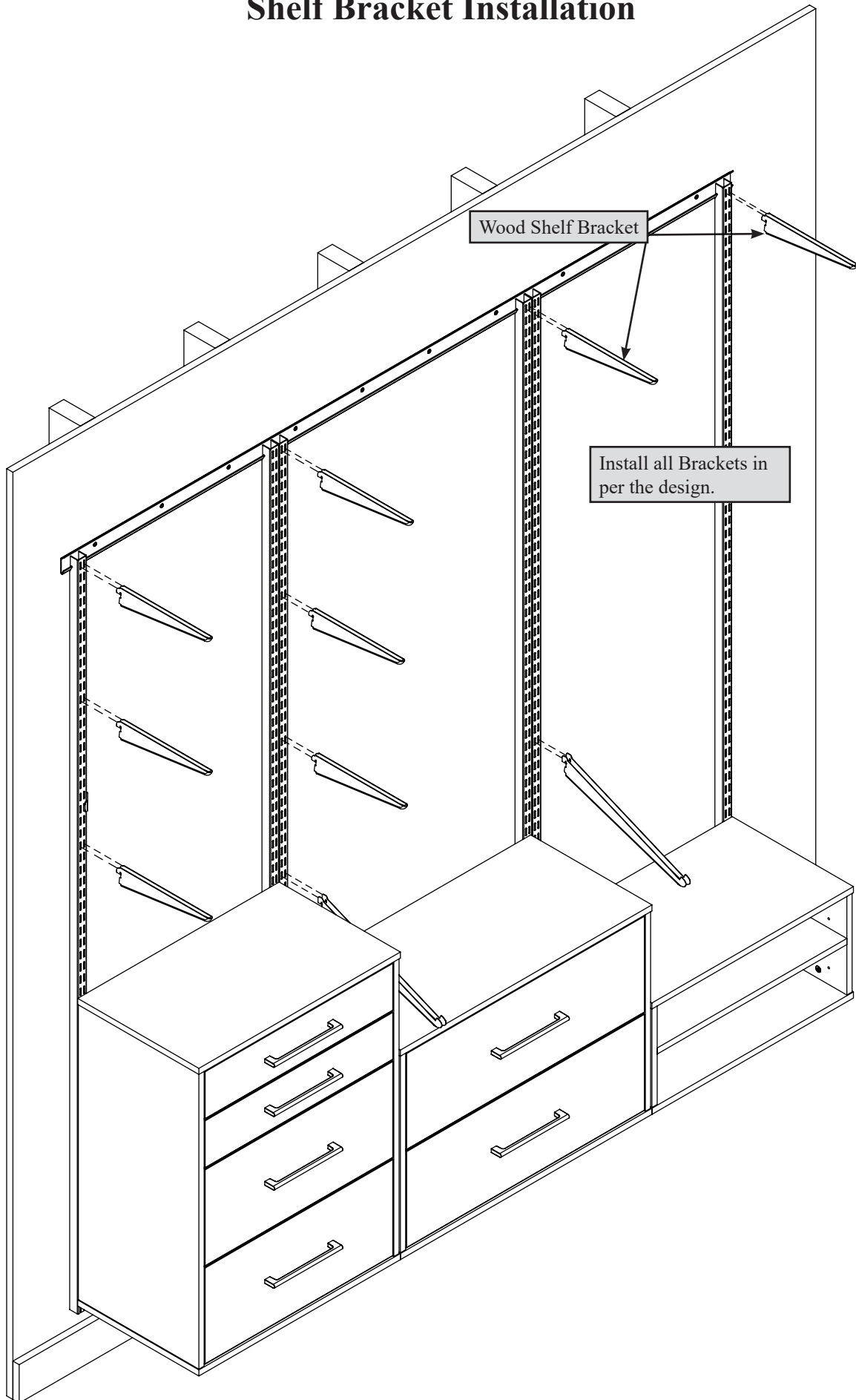


## Drawer and/or Adjustable Shelf Installation

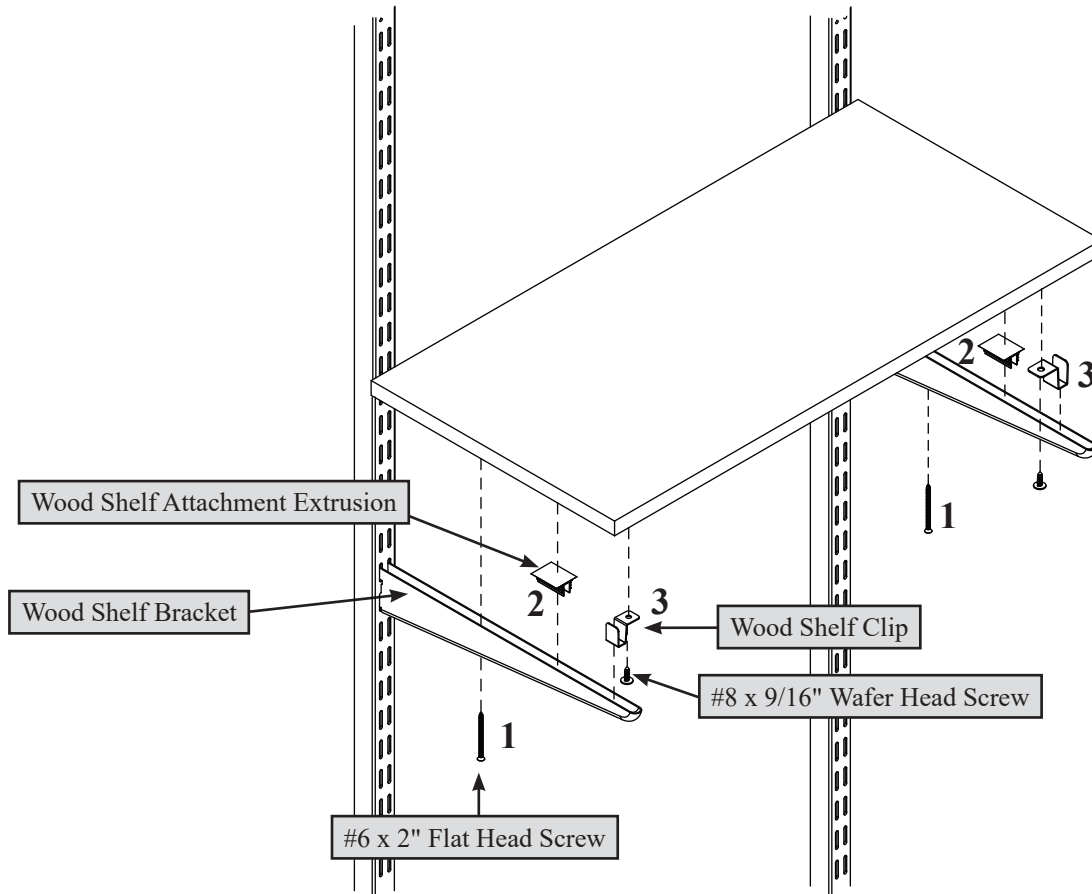
If the design layout incorporates Cabinets with drawers and/or adjustable shelving, assemble the drawers now with the instructions that come with the drawers and install as shown.



# Shelf Bracket Installation



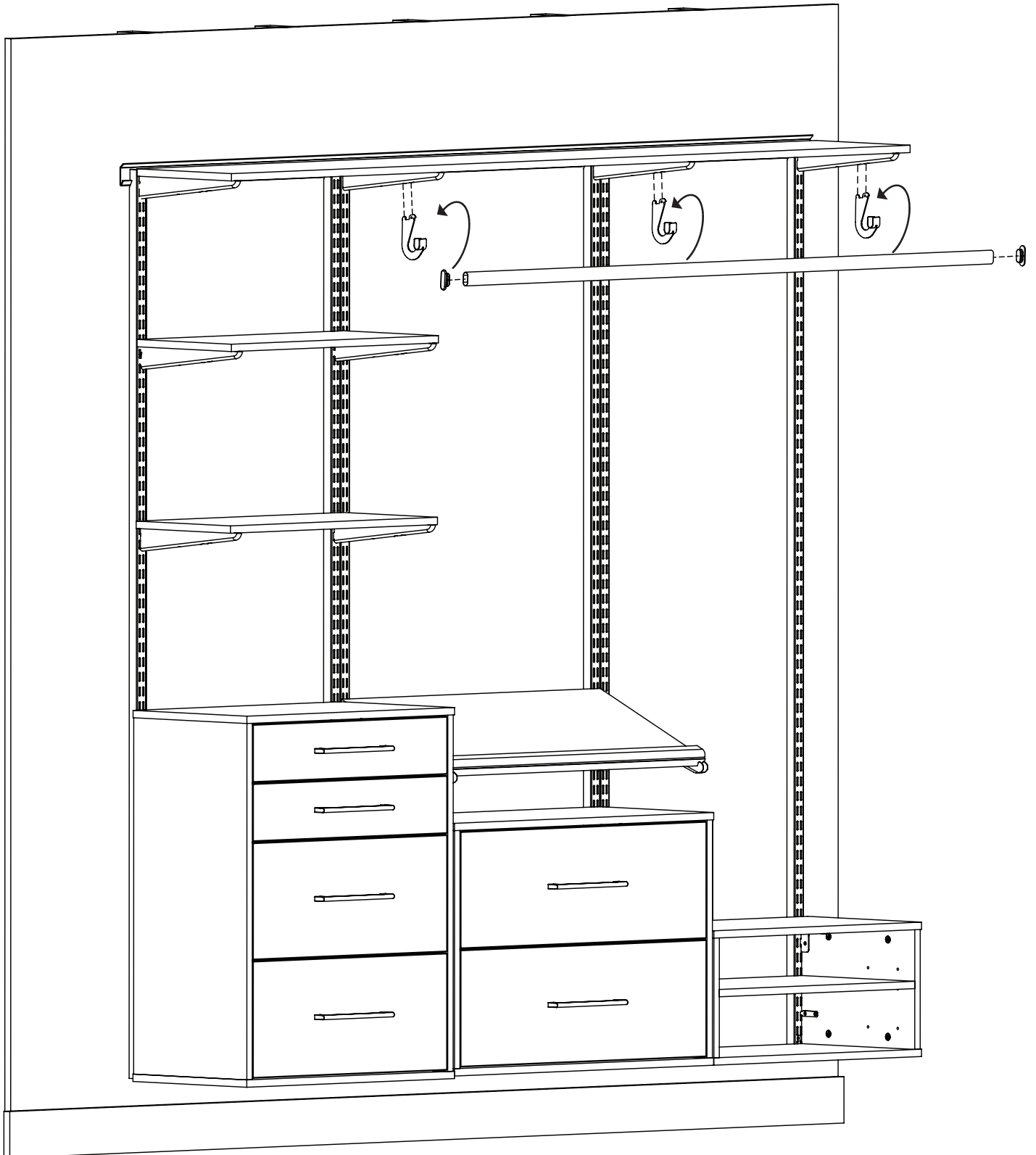
# Shelf Installation



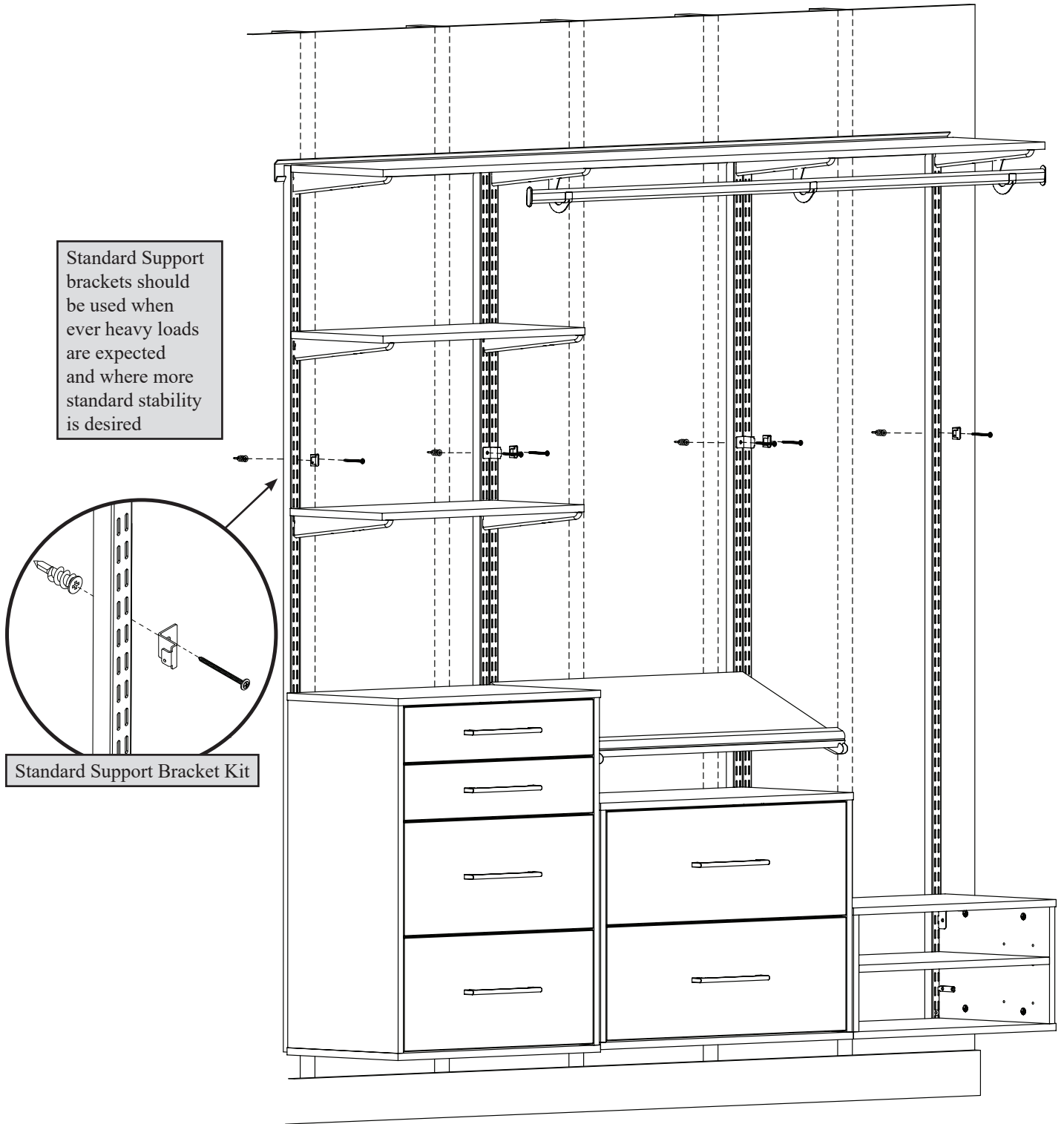
There are 3 ways to fasten a Wood Shelf to a Wood Shelf bracket. #1 is the preferred method with additional security of the Shelf by adding #2 or #3 options.

1. Turn a #6 x 2" Flat head screw through the center of the Wood Shelf Bracket and into the Woodshelf.
2. Push a Wood Shelf Attachment Extrusion into the groove of the Wood Shelf Bracket. Peel the paper backing off of the Extrusion. Stick the Wood Shelf to the Extrusion.
3. Place the Wood Shelf Clip into the groove of the Wood Shelf Bracket. Then fasten the Wood Shelf Clip to the Wood Shelf with a #8 x 9/16 Wafer Head Screw.

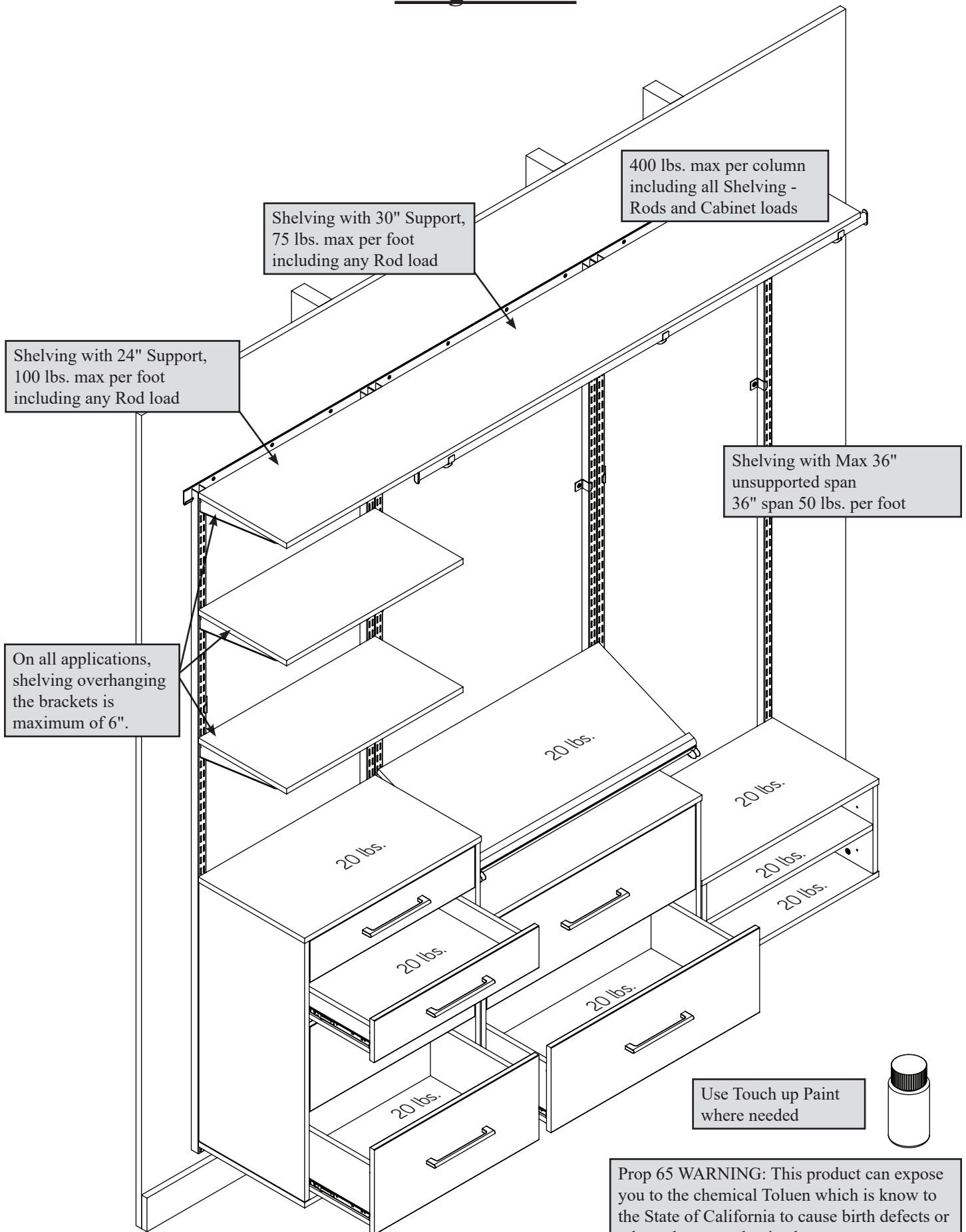
# Rod, Rod Holder and End Cap Installation option per design



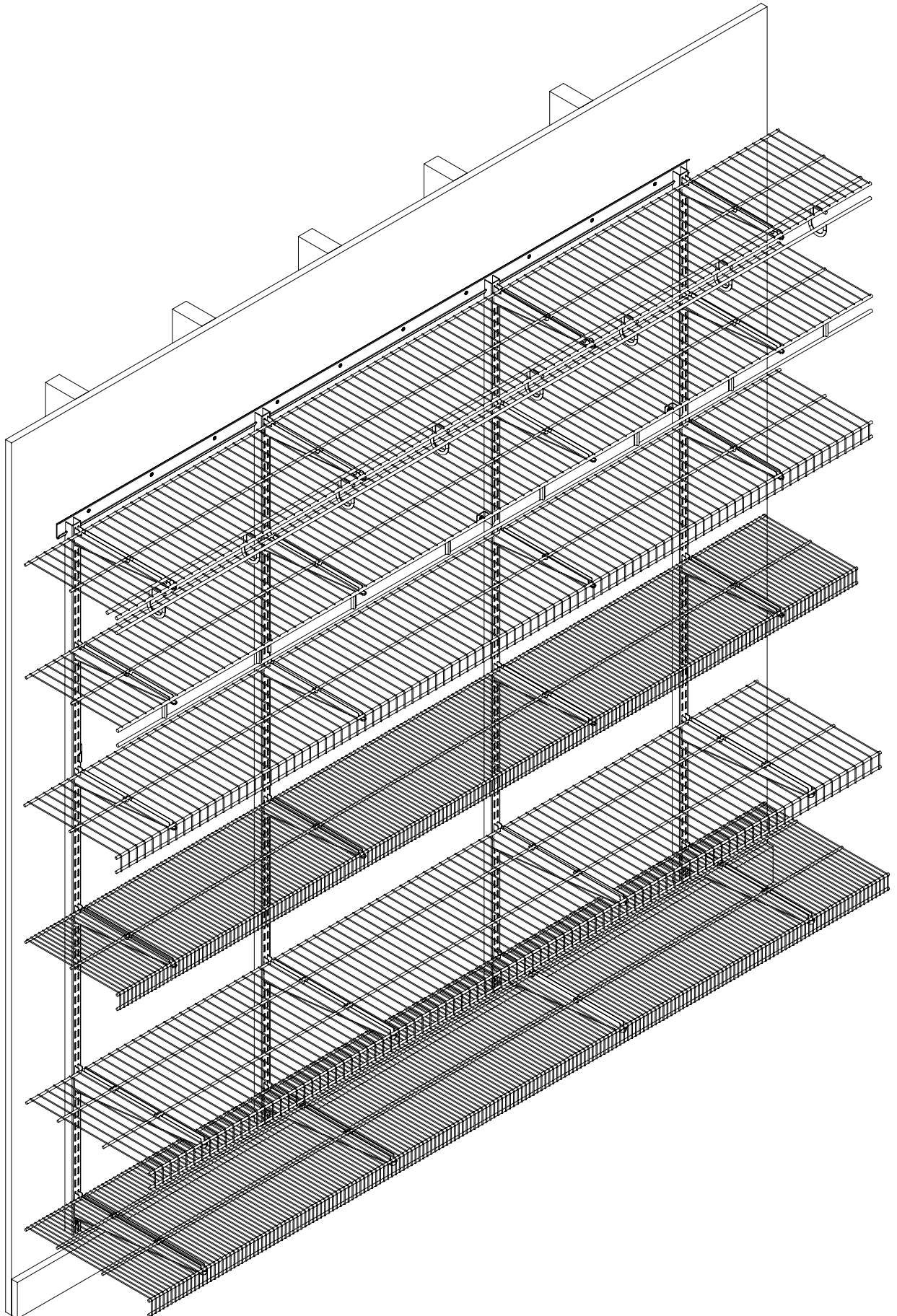
# Standard Support Bracket Installation



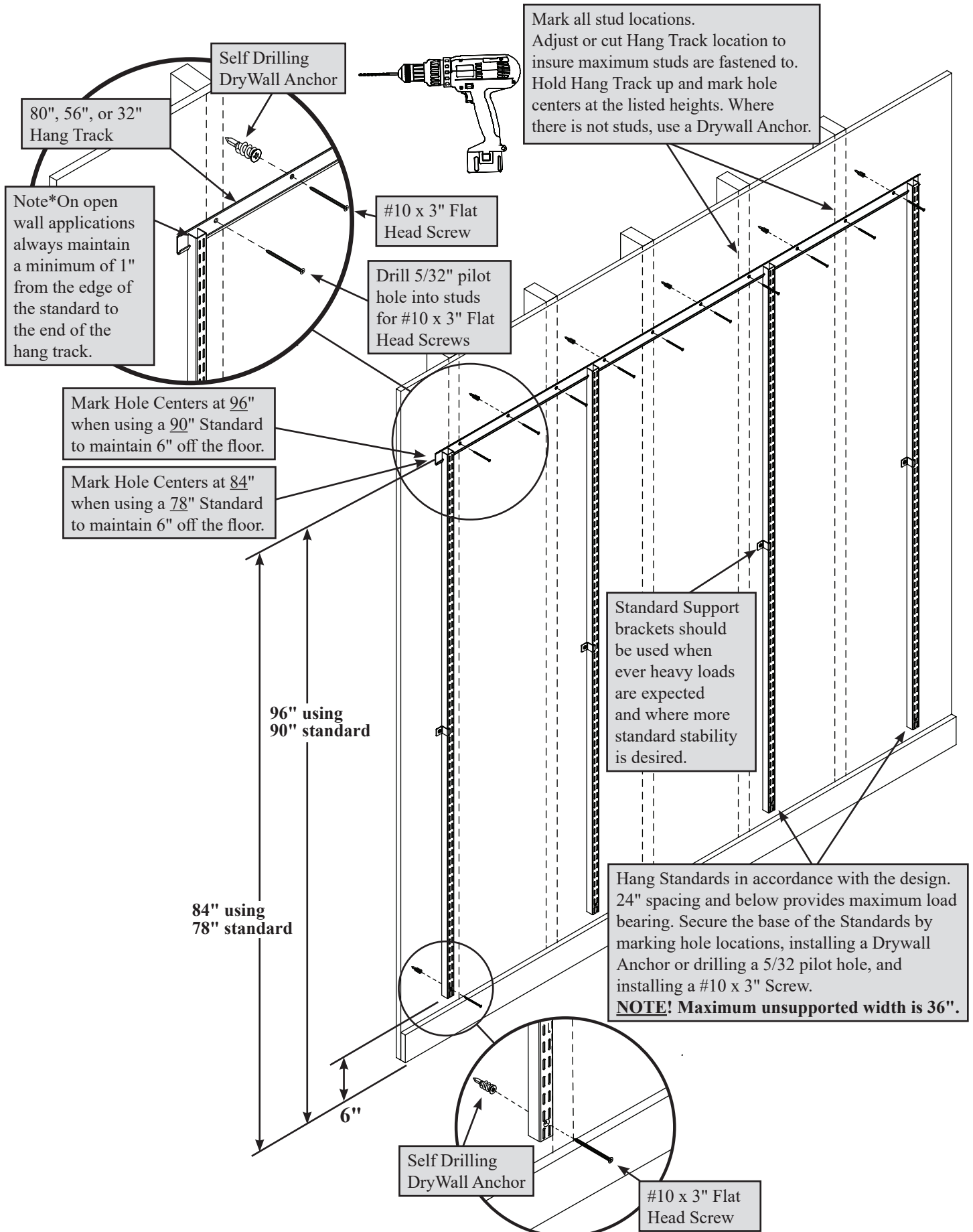
# Weight limits



# Wire Brackets and Shelves

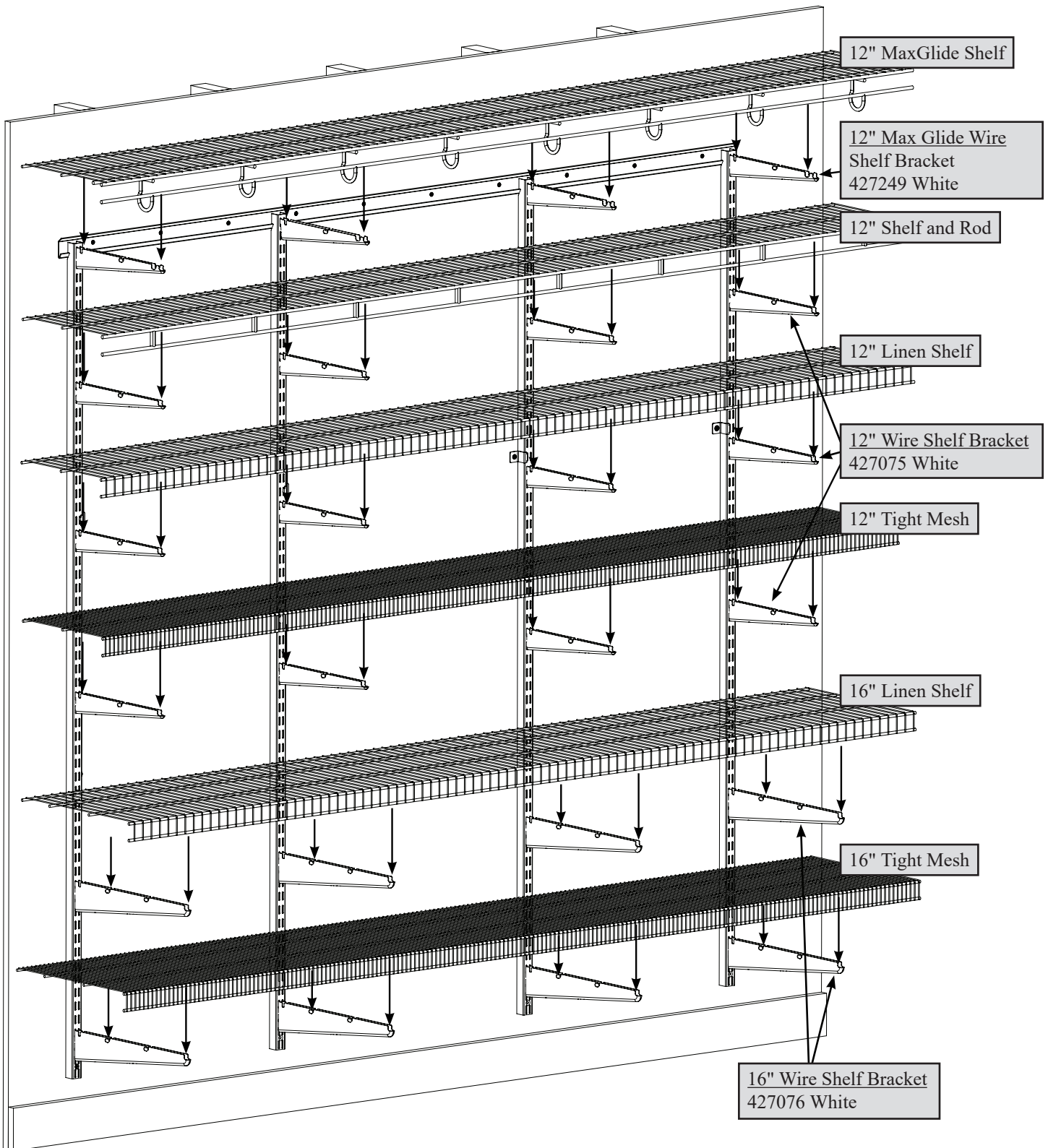


# Standards and Track Installation for Wire Shelves

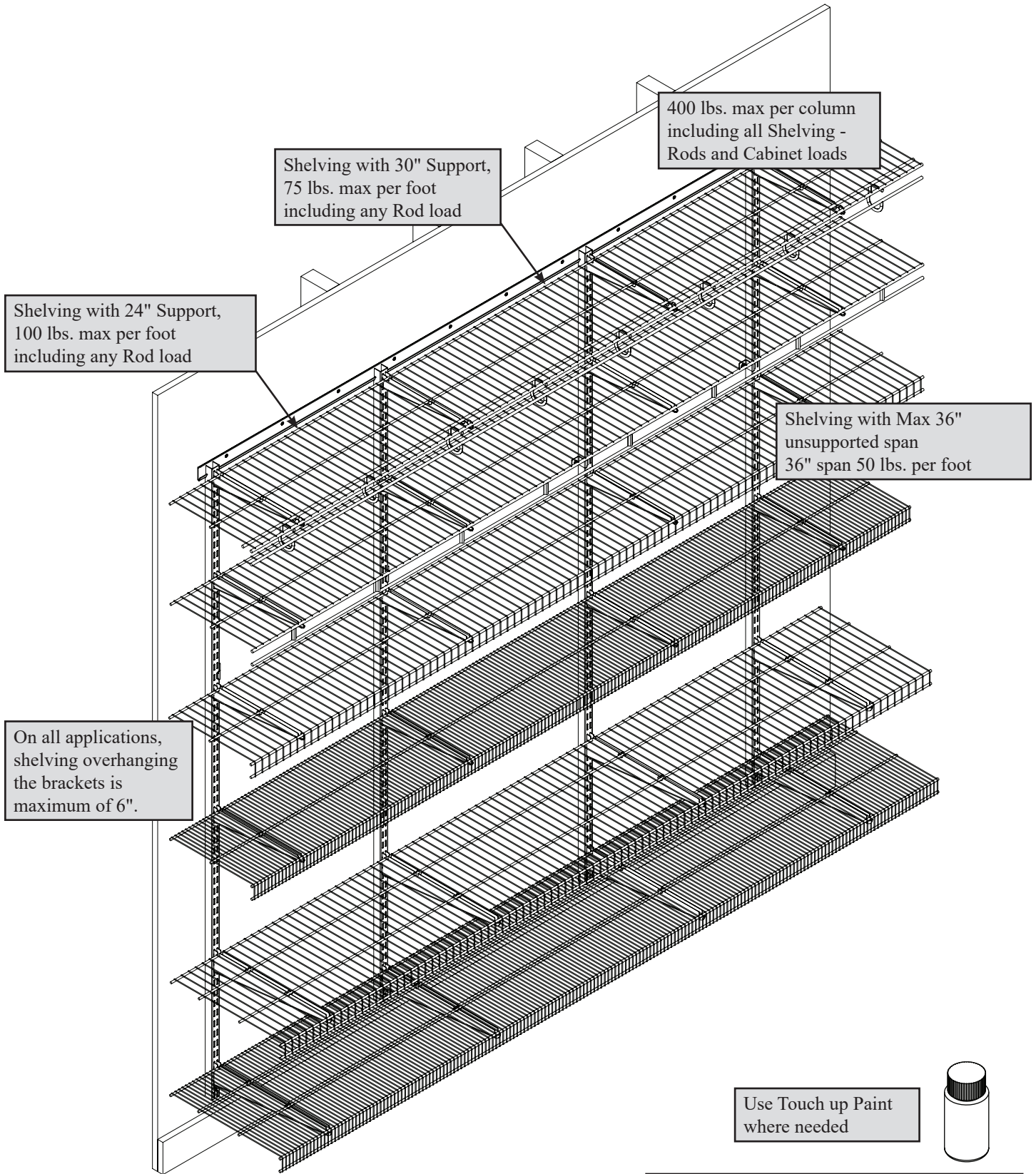




# Wire Brackets and Shelves



# Weight limits



Prop 65 WARNING: This product can expose you to the chemical Toluene which is known to the State of California to cause birth defects or other reproductive harm.

## WARNING

Please use your furniture correctly and safely. Improper use can cause safety hazards, or damage to your furniture or household items. *Carefully read the following chart.*

| Look out for:   | What can happen:   | How to avoid the problem:  |
|---|--|--|
| <ul style="list-style-type: none"> <li>• Loose or unstable closet components.</li> <li>• Tall closet component structures.</li> <li>• Closet component structures that are over five feet tall and placed in an open area or a walk-in closet.</li> </ul> | <ul style="list-style-type: none"> <li>• Risk of injury</li> <li>• Closet components that are not properly connected can easily slide against each other and cause the structure to be unstable and tip over.</li> <li>• A tall closet structure can tip unless it is properly secured.</li> </ul> | <ul style="list-style-type: none"> <li>• Closet components must be securely attached to each other from side to side, and top to bottom.</li> <li>• Secure the closet structure to a wall stud whenever possible. If you cannot use a wall stud, use the supplied wall anchors into your drywall.</li> </ul> <p>(If attaching the product to a wall made of concrete, plaster, or other material, purchase and use the appropriate mounting hardware. The attachment hardware must be rated to provide a minimum of 50 pounds of pull strength.)</p> |
| <ul style="list-style-type: none"> <li>• Overloaded drawers and shelves.</li> </ul>   | <ul style="list-style-type: none"> <li>• Risk of injury.</li> <li>• Top-heavy furniture can tip over.</li> <li>• Overloaded drawers or shelves can break.</li> </ul>   | <ul style="list-style-type: none"> <li>• Never exceed the weight limits shown in the instructions.</li> <li>• Work from bottom to top when loading shelves and drawers. Place the heavier items on the lower shelves or in lower drawers.</li> </ul>   |
| <ul style="list-style-type: none"> <li>• Improper use of furniture to support TVs.</li> <li>• Setting TVs on furniture items not intended to support them is hazardous.</li> </ul>  | <ul style="list-style-type: none"> <li>• Risk of injury.</li> <li>• TVs can be very heavy. Plus the weight and location of the picture tube tends to make TVs unbalanced and prone to tipping forward.</li> </ul>  | <ul style="list-style-type: none"> <li>• This product is not designed to support a television.</li> </ul>  |

## WOODTRAC® CLOSET PRODUCTS LIMITED WARRANTY

WoodTrac® by Sauder provides limited lifetime warranty coverage on WoodTrac® Closet Products (the "Products") to the original first use retail consumer ("Consumer") as set forth in this limited warranty statement. This limited warranty gives you specific legal rights, and you may also have other rights which vary from state to state.

**Limited Lifetime Warranty Coverage:** WoodTrac® warrants that the Products will be free from defects in material and workmanship under conditions of normal, residential use, for the lifetime of the Products. This limited warranty extends only to the original, first-use retail Consumer, and is not transferable.

**Limitations on Warranty Coverage:** WoodTrac's® Limited Lifetime Warranty (described above) is the only warranty coverage provided by WoodTrac® for the Products, and is in lieu of all other warranties. Under the laws of certain states, there may be no implied warranties from WoodTrac®, and ALL IMPLIED WARRANTIES, INCLUDING ANY IMPLIED WARRANTY OF MERCHANTABILITY OR FITNESS FOR A PARTICULAR PURPOSE ARE DISCLAIMED AND EXCLUDED TO THE FULLEST EXTENT ALLOWED BY LAW.

**Exclusions from Coverage:** This limited warranty does not cover defects arising from (1) the improper installation or use of the Products; (2) abuse or neglect; (3) any commercial, rental or non-residential use of the Products (including the installation and use of the Products in a commercial or rental structure); or (4) normal wear and tear.

**Exclusive Remedy:** WoodTrac® will (at its option) repair or replace any defective Products (or components) at no charge, subject to confirmation of the defect and proof of purchase, as the sole and exclusive remedy under this limited warranty. This limited warranty does not cover costs for installation, returning any defective Products to WoodTrac®, for removal or other labor costs in connection with the repair or replacement of the Products, all of which shall be the responsibility of the Consumer. WoodTrac's® liability under this limited warranty shall not exceed the purchase price of the Products. WoodTrac® shall have NO LIABILITY FOR ANY INCIDENTAL OR CONSEQUENTIAL DAMAGES OF ANY KIND, and all such claims and damages are DISCLAIMED AND EXCLUDED FROM THIS LIMITED WARRANTY. You must notify WoodTrac®, in writing, within 90 days after discovering any defect in order to receive limited warranty coverage.

Some states do not allow limitations on how long an implied warranty lasts, or the exclusion or limitation of incidental or consequential damages, so the above limitations may not apply to you.

**To Obtain Warranty Service or Information:** For warranty inquiries or claims, contact WoodTrac® at 1-855-854-7465, 502 Middle Street, Archbold, OH (USA) 43502, woodtrac@sauder.com. Return of any defective Product may be required by WoodTrac®, or we may elect to examine the product at its location. If we ask you to ship any Products to us, we will issue you a return authorization number and provide return instructions. For returned Products to qualify for limited warranty coverage, they must be returned in the original or equivalent packaging, in accordance with the shipping instructions you receive from us, and must prominently display the return authorization number on the return package.

Stay Connected  
with **WOODTRAC**  
by sauder



**WOODTRAC**  
closets by sauder

### **Trust Sauder**

Sauder has been making wood products since 1934. Today we offer a wide range of products, mostly made right here in Archbold, Ohio, and supported by our award-winning customer service.

WoodTrac® Closets by Sauder are supported by our Limited Lifetime Warranty and offers the same made-in-the-USA advantages as the rest of our product line.

### **Certificate of Conformity**

1. This certificate applies to the Sauder Woodworking Product identified by this Instruction Book.
2. This certificate applies to compliance of this product with the CPSC Ban on Lead-Containing Paint (16 CFR 1303).
3. This product is manufactured by:  
Sauder Woodworking Company  
502 Middle Street  
Archbold, Ohio 43502  
(419) 446-2711
4. Date of Manufacture: \_\_\_\_\_



**register your new  
product online**

For immediate service, our website is available 24 hours a day, 7 days a week to order replacement parts, register your product, and view Woodtrac products. **[www.woodtrac.com](http://www.woodtrac.com)**

Consumer Services in United States and Canada  
Mon.-Fri. – 9am-5:30pm ET(except holidays)  
**1-855-854-7465**