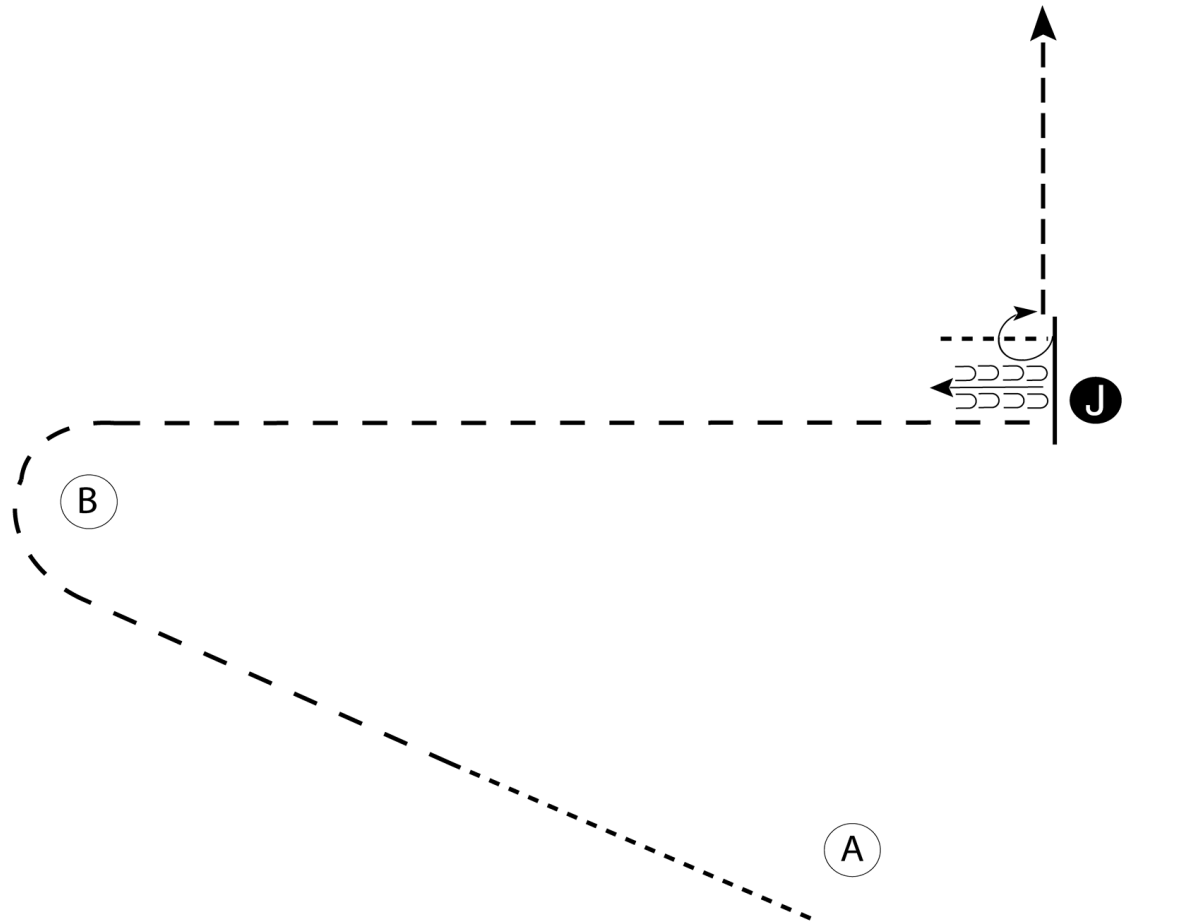


# May 2025

## ALL SHOWMANSHIP CLASS

Show Date: 05-18-2025



1. Begin at A. Walk halfway to B
2. Trot to and around B to the Judge
3. Stop and back one horse length
4. Walk to the Judge and set up for inspection
5. When dismissed perform a 270 degree turn and trot to the line-up

Walk -----  
Trot -----  
Back ←-----  
Marker (B)  
Judge (J)

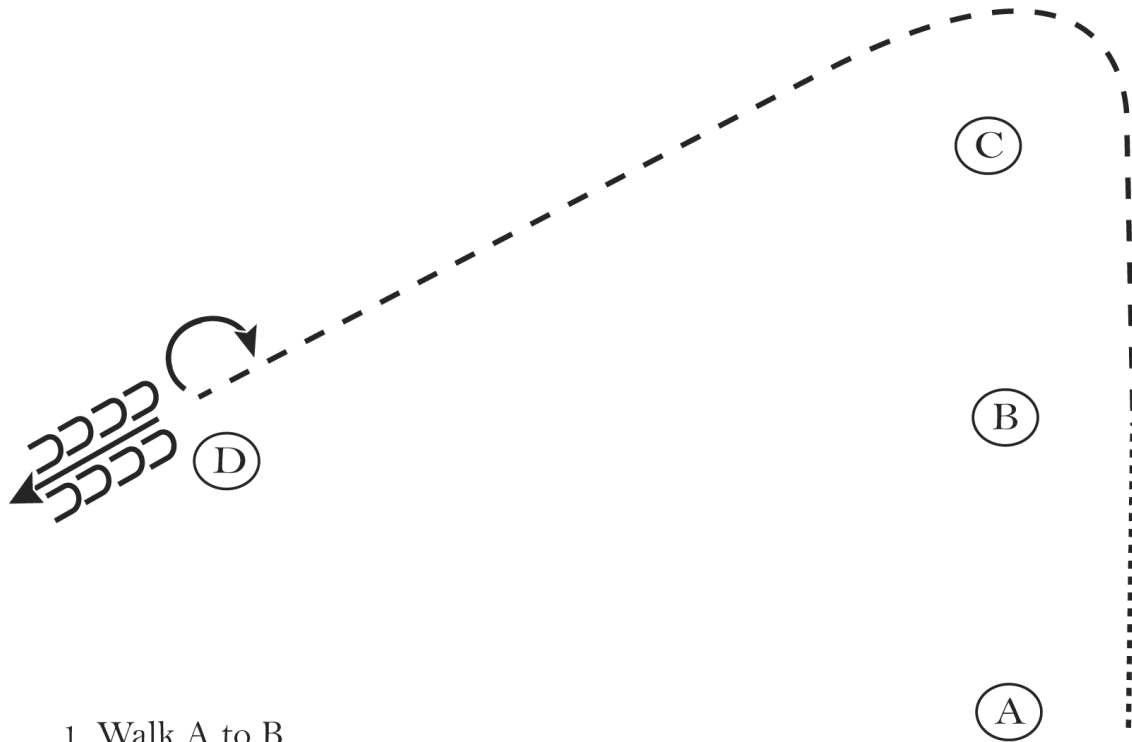
[S/1-15]

Pattern Provided by:  
*Hanson Riding Club*

# May 2025

## WT Classic (English riders should trot when jog is indicated)

Show Date: 05-18-2025



1. Walk A to B.
2. At B jog around C to D.
3. At D perform a 180 degree turn to the right.
4. Back 4 steps.

Walk	.....
Jog	-----
Extended Jog	- - - - -
Lope	—————
Leg Yield	
Lead Change	↖ ↗
Back	←←←←← →→→→→
Marker	(B)
Sidepass	←-----→

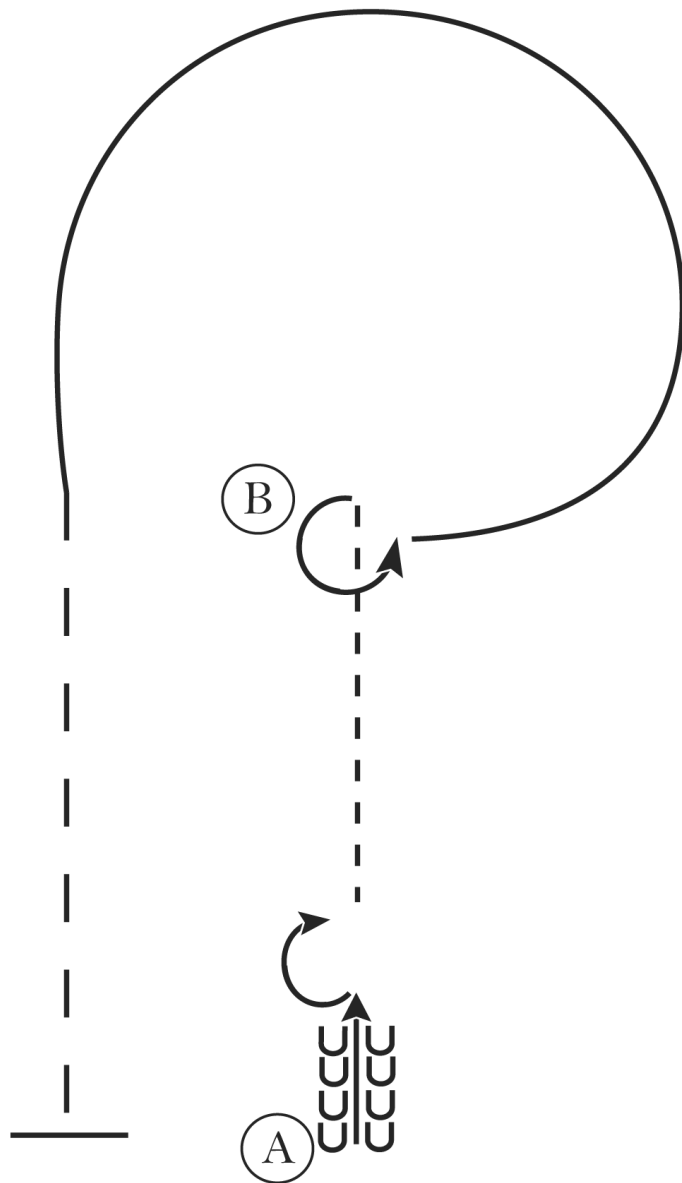
[WH/WT-10]

Pattern Provided by:  
*Hanson Riding Club*

# May 2025

## WTC Classic (jog/trot, lope/canter where appropriate.)

Show Date: 05-18-2025



1. Back 4 steps at A.
2. Perform a 180 degree turn to the right.
3. Jog to B.
4. At B perform a 270 degree turn to the left .
5. Lope a circle around B on the left lead.
6. At B extend the jog to A.
7. At A stop.

Walk	.....
Jog	-----
Extended Jog	-----
Lope	————
Leg Yield	
Lead Change	↗↘
Back	←←←←←
Marker	(B)
Sidepass	←←←←←

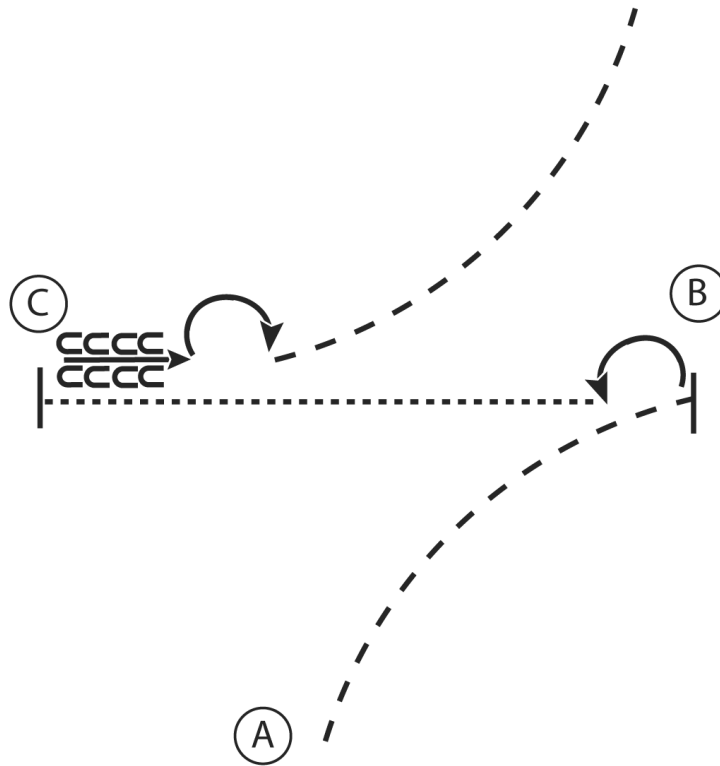
[WH/2-8]

Pattern Provided by:  
*Hanson Riding Club*

# May 2025

## 35. In Hand Horsemanship

Show Date: 05-18-2025



1. Jog a quarter circle from A to B
2. Stop at B and perform a 180 degree turn to the left on the hindquarters
3. Walk to C
4. At C stop and back 4 steps
5. Perform a 180 degree turn to the right
6. Jog a quarter circle to exit

Walk	.....
Jog	-----
Extended Jog	———
Lope	————
Leg Yield	
Lead Change	↖
Back	←←←←
Marker	⊙
Sidepass	←- - - ->

[WH/WT-13]

Pattern Provided by:  
*Hanson Riding Club*