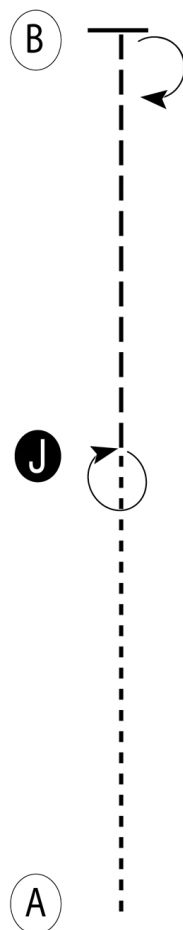


HRC July 2025

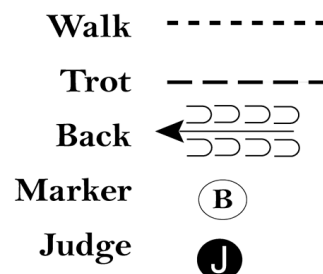
Showmanship

Show Date: 07-27-2025



1. Be ready at A.
2. Walk to the Judge.
3. Perform a 360 degree turn and stop and set up for inspection.
4. When dismissed, trot to B.
5. Stop and perform a 180 degree turn.

Follow the instructions of your ring steward.



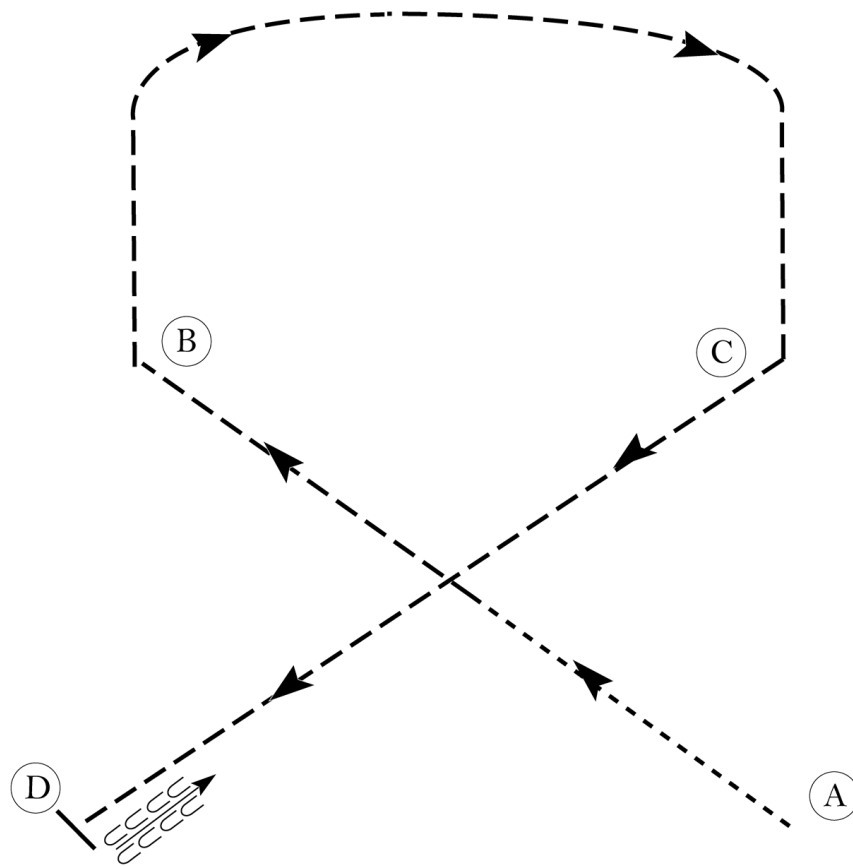
[S/1-19]

Pattern Provided by:
Hanson Riding Club

HRC July 2025

WT Classic (western riders will post where indicated)

Show Date: 07-27-2025



Be ready at A.

1. Walk 1/2 way to B.
2. Posting trot on the left diagonal to B.
3. Sitting trot to C.
4. Posting trot on the right diagonal 1/2 way to D.
5. Sitting trot to D.
6. Halt at D and back approximately one horse length.

Exit at a sitting trot.

Walk	-----
Trot	- - - - -
Extended Trot	— — — — —
Canter	— — — — —
Leg Yield	
Lead Change	— — — — —
Back	← ← ← ← ←
Marker	(B)
Sidepass	← — — — —
Hand Gallop	— — — — —

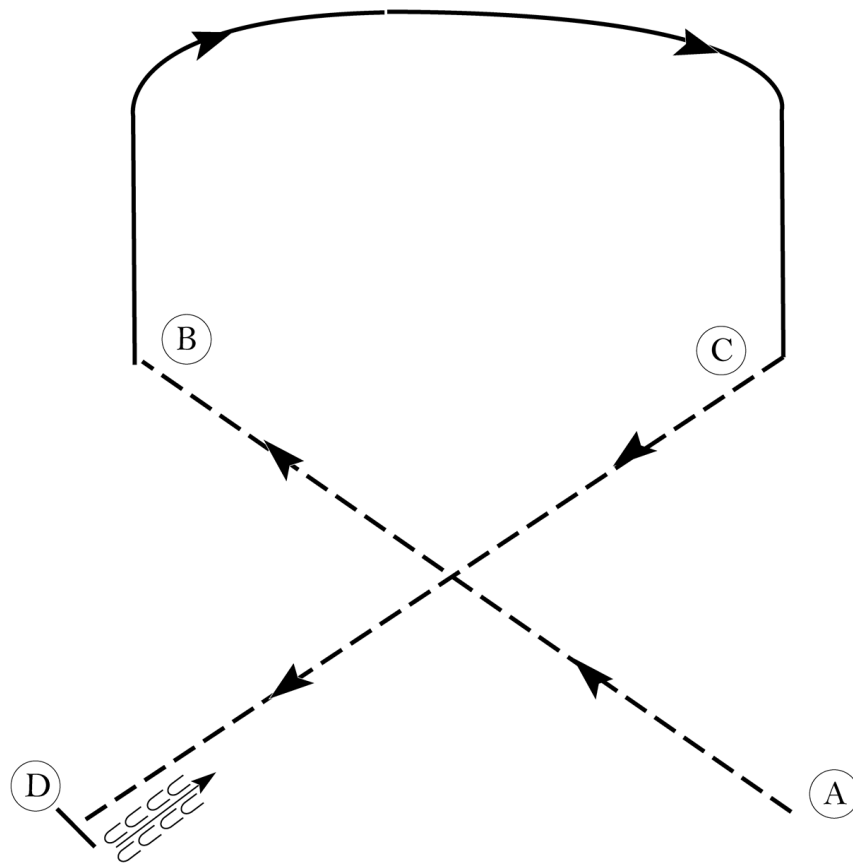
[HSE/WT-23]

Pattern Provided by:
Hanson Riding Club

HRC July 2025

WTC Classic (western riders will post where indicated)

Show Date: 07-27-2025



Be ready at A.

1. Posting trot on the left diagonal to B.
2. Canter right lead to C.
3. Posting trot on the right diagonal 1/2 way to D.
4. Sitting trot to D.
5. Halt at D and back approximately one horse length.

Exit at a sitting trot.

Walk	-----
Trot	- - - - -
Extended Trot	— — — — —
Canter	— — — — —
Leg Yield	
Lead Change	— — — — —
Back	← ← ←
Marker	(B)
Sidepass	← — — — —
Hand Gallop	— — — — —

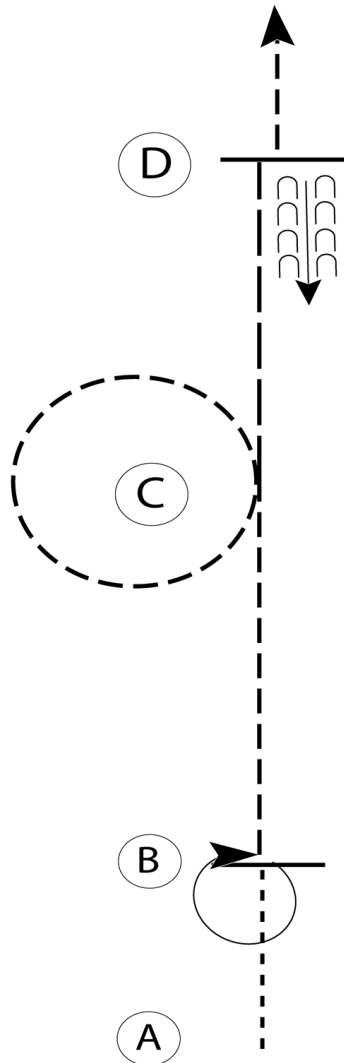
[HSE/1-23]

Pattern Provided by:
Hanson Riding Club

HRC July 2025

In Hand Horsemanship

Show Date: 07-27-2025



1. Walk from A to B
2. At B stop and perform a 360 degree turn on the hindquarters to the right
3. Jog to C, and jog a circle around C to the left
4. Extend the jog to D
5. At D stop, back five steps, and jog to the line

Walk	-----
Jog	- - - - -
Extended Jog	- - - - -
Lope	—————
Leg Yield	
Lead Change	—/—
Back	←←←←←
Marker	ⓑ
Sidepass	←-----→

[WH/WT-15]

Pattern Provided by:
Hanson Riding Club