

January thru June 2025 YTD
Burleith, Washington, DC (Advertised)

202.262.1261
lenore.rubino@wfp.com
lenorerubino.com

Sold Summary

	2025	2024	% Change
Sold Dollar Volume	\$36,518,999	\$36,828,790	-0.84%
Avg Sold Price	\$2,121,647	\$2,236,913	-5.15%
Median Sold Price	\$2,150,000	\$2,282,500	-5.81%
Units Sold	17	16	6.25%
Avg Days on Market	17	44	-61.36%
Avg List Price for Solds	\$2,148,176	\$2,301,799	-6.67%
Avg SP to OLP Ratio	99.8%	97.3%	2.58%
Ratio of Avg SP to Avg OLP	98.1%	96.0%	2.15%
Attached Avg Sold Price	\$2,079,249	\$2,236,913	-7.05%
Detached Avg Sold Price	\$2,800,000	\$0	0%
Attached Units Sold	16	16	0.00%
Detached Units Sold	1	0	0%

- Notes:
- SP = Sold Price
 - OLP = Original List Price
 - LP = List Price (at time of sale)
 - Garage/Parking Spaces are not included in Detached/Attached section totals.

Financing (Sold)

Assumption	0
Cash	6
Conventional	11
FHA	0
Other	0
Owner	0
VA	0

Days on Market (Sold)

0	1
1 to 10	8
11 to 20	2
21 to 30	1
31 to 60	2
61 to 90	2
91 to 120	0
121 to 180	1
181 to 360	0
361 to 720	0
721+	0

Sold Detail

Price Ranges	Residential						Condo/Coop
	2 or Less BR		3 BR		4 or More BR		All
	Detached	Attached/TH	Detached	Attached/TH	Detached	Attached/TH	Attached
< \$50,000	0	0	0	0	0	0	0
\$50K to \$99,999	0	0	0	0	0	0	0
\$100K to \$149,999	0	0	0	0	0	0	0
\$150K to \$199,999	0	0	0	0	0	0	0
\$200K to \$299,999	0	0	0	0	0	0	0
\$300K to \$399,999	0	0	0	0	0	0	0
\$400K to \$499,999	0	0	0	0	0	0	0
\$500K to \$599,999	0	0	0	0	0	0	0
\$600K to \$799,999	0	0	0	0	0	0	0
\$800K to \$999,999	0	0	0	0	0	0	0
\$1M to \$2,499,999	0	1	0	3	0	7	0
\$2.5M to \$4,999,999	0	0	1	0	0	5	0
\$5,000,000+	0	0	0	0	0	0	0
Total	0	1	1	3	0	12	0
Avg Sold Price	\$0	\$1,600,000	\$2,800,000	\$1,341,666	\$0	\$2,303,583	\$0
Prev Year - Avg Sold Price	\$0	\$0	\$0	\$1,878,000	\$0	\$2,400,056	\$0
Avg Sold % Change	0.00%	0.00%	0.00%	-28.56%	0.00%	-4.02%	0.00%
Prev Year - # of Solds	0	0	0	5	0	11	0

Active Detail

Active Listings		
Residential		Condo/Coop
Detached	Attached/TH	Attached
0	0	0
0	0	0
0	0	0
0	0	0
0	0	0
0	0	0
0	0	0
0	0	0
0	0	0
0	0	0
0	0	0
0	2	0
0	5	0
0	0	0
0	7	0

June 2025

Burleith, Washington, DC

202.262.1261
lenore.rubino@wfp.com
lenorerubino.com**New Listings****3**

↔ 0.0%

from May 2025:
3

↑ 50.0%

from Jun 2024:
2

YTD	2025	2024	+/-
	24	16	50.0%

5-year Jun average: **4****New Pendings****5**

↔ 0.0%

from May 2025:
0

↑ 150.0%

from Jun 2024:
2

YTD	2025	2024	+/-
	19	13	46.2%

5-year Jun average: **3****Closed Sales****2**

↑ 100.0%

from May 2025:
1

↓ -50.0%

from Jun 2024:
4

YTD	2025	2024	+/-
	17	16	6.3%

5-year Jun average: **2****Median Sold Price****\$1,587,500**

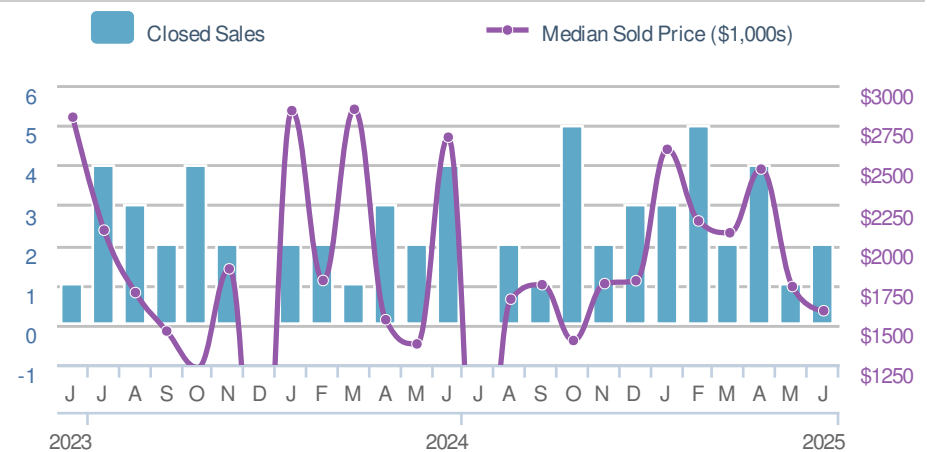
↓ -8.7%

from May 2025:
\$1,738,000

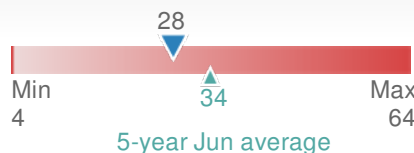
↓ -40.7%

from Jun 2024:
\$2,675,000

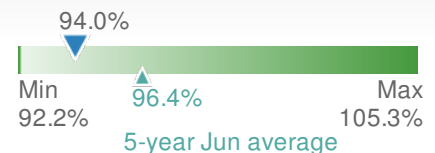
YTD	2025	2024	+/-
	\$2,150,000	\$2,282,500	-5.8%

5-year Jun average: **\$2,039,300****Active Listings****7**

May 2025	Jun 2024
8	4

Avg DOM**28**

May 2025	Jun 2024	YTD
2	64	17

Avg Sold to OLP Ratio**94.0%**

May 2025	Jun 2024	YTD
97.9%	93.8%	99.8%