

January thru December 2025 YTD
Burleith, Washington, DC (Advertised)202.262.1261
lenore.rubino@wfp.com
lenorerubino.com**Sold Summary**

	2025	2024	% Change
Sold Dollar Volume	\$59,202,999	\$60,510,789	-2.16%
Avg Sold Price	\$2,025,620	\$1,969,537	2.85%
Median Sold Price	\$2,000,000	\$1,825,000	9.59%
Units Sold	29	30	-3.33%
Avg Days on Market	16	33	-51.52%
Avg List Price for Solds	\$2,041,482	\$2,017,026	1.21%
Avg SP to OLP Ratio	99.7%	97.5%	2.29%
Ratio of Avg SP to Avg OLP	98.5%	96.7%	1.86%
Attached Avg Sold Price	\$1,997,964	\$1,960,573	1.91%
Detached Avg Sold Price	\$2,800,000	\$2,229,500	25.59%
Attached Units Sold	28	29	-3.45%
Detached Units Sold	1	1	0.00%

Financing (Sold)

Assumption	0
Cash	10
Conventional	17
FHA	0
Other	2
Owner	0
VA	0

Days on Market (Sold)

0	1
1 to 10	17
11 to 20	3
21 to 30	1
31 to 60	3
61 to 90	3
91 to 120	0
121 to 180	1
181 to 360	0
361 to 720	0
721+	0

Notes:

- SP = Sold Price
- OLP = Original List Price
- LP = List Price (at time of sale)
- Garage/Parking Spaces are not included in Detached/Attached section totals.

Sold Detail**Active Detail**


Price Ranges	Residential						Condo/Coop	Active Listings		
	2 or Less BR		3 BR		4 or More BR		All	Residential		Condo/Coop
	Detached	Attached/TH	Detached	Attached/TH	Detached	Attached/TH	Attached	Detached	Attached/TH	Attached
< \$50,000	0	0	0	0	0	0	0	0	0	0
\$50K to \$99,999	0	0	0	0	0	0	0	0	0	0
\$100K to \$149,999	0	0	0	0	0	0	0	0	0	0
\$150K to \$199,999	0	0	0	0	0	0	0	0	0	0
\$200K to \$299,999	0	0	0	0	0	0	0	0	0	0
\$300K to \$399,999	0	0	0	0	0	0	0	0	0	0
\$400K to \$499,999	0	0	0	0	0	0	0	0	0	0
\$500K to \$599,999	0	0	0	0	0	0	0	0	0	0
\$600K to \$799,999	0	0	0	0	0	0	0	0	0	0
\$800K to \$999,999	0	1	0	0	0	0	0	0	0	0
\$1M to \$2,499,999	0	1	0	9	0	8	0	0	2	0
\$2.5M to \$4,999,999	0	0	1	0	0	9	0	0	3	0
\$5,000,000+	0	0	0	0	0	0	0	0	0	0
Total	0	2	1	9	0	17	0	0	5	0
Avg Sold Price	\$0	\$1,297,500	\$2,800,000	\$1,297,222	\$0	\$2,451,352	\$0			
Prev Year - Avg Sold Price	\$0	\$0	\$0	\$1,744,500	\$2,229,500	\$2,074,295	\$0			
Avg Sold % Change	0.00%	0.00%	0.00%	-25.64%	0.00%	18.18%	0.00%			
Prev Year - # of Solds	0	0	0	10	1	19	0			

December 2025


Burleith, Washington, DC

202.262.1261
lenore.rubino@wfp.com
lenorerubino.com**New Listings****0**


YTD	2025	2024	+/-
	45	34	32.4%

5-year Dec average: **1****New Pendings****1**

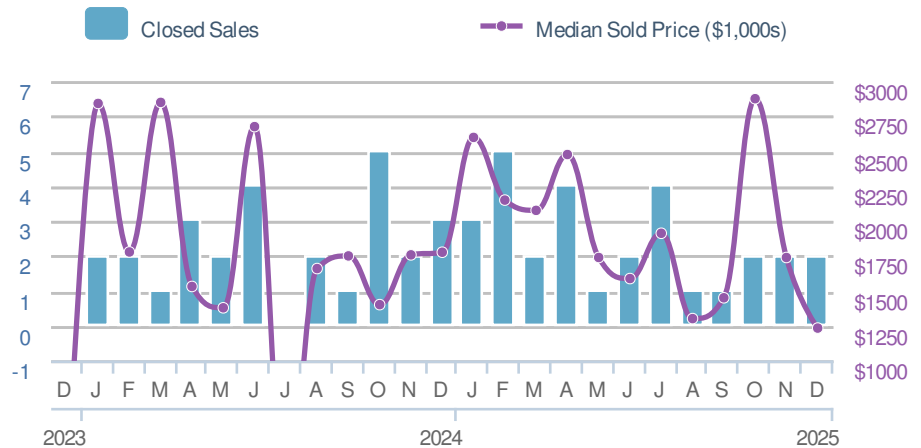
YTD	2025	2024	+/-
	29	27	7.4%

5-year Dec average: **2****Closed Sales****2**

YTD	2025	2024	+/-
	29	30	-3.3%

5-year Dec average: **2****Median Sold Price****\$1,232,500**

YTD	2025	2024	+/-
	\$2,000,000	\$1,825,000	9.6%

5-year Dec average: **\$1,244,000****Active Listings****5**

Nov 2025	Dec 2024
6	5

Avg DOM**27**

Nov 2025	Dec 2024	YTD
8	7	16

Avg Sold to OLP Ratio**97.1%**

Nov 2025	Dec 2024	YTD
98.7%	97.8%	99.7%