

January thru January 2026 YTD

Burleith, Washington, DC (Advertised)

202.262.1261
lenore.rubino@wfp.com
lenorerubino.com**Sold Summary**

	2026	2025	% Change
Sold Dollar Volume	\$4,319,000	\$6,649,999	-35.05%
Avg Sold Price	\$2,142,500	\$2,301,666	-6.92%
Median Sold Price	\$2,142,500	\$2,599,999	-17.60%
Units Sold	2	3	-33.33%
Avg Days on Market	72	7	928.57%
Avg List Price for Solds	\$2,159,500	\$2,216,666	-2.58%
Avg SP to OLP Ratio	95.8%	108.5%	-11.77%
Ratio of Avg SP to Avg OLP	94.8%	103.8%	-8.68%
Attached Avg Sold Price	\$2,142,500	\$2,301,666	-6.92%
Detached Avg Sold Price	\$0	\$0	%
Attached Units Sold	2	3	-33.33%
Detached Units Sold	0	0	%

Financing (Sold)

Assumption	0
Cash	1
Conventional	1
FHA	0
Other	0
Owner	0
VA	0

Days on Market (Sold)

0	0
1 to 10	0
11 to 20	0
21 to 30	0
31 to 60	0
61 to 90	1
91 to 120	0
121 to 180	1
181 to 360	0
361 to 720	0
721+	0

Notes:

- SP = Sold Price
- OLP = Original List Price
- LP = List Price (at time of sale)
- Garage/Parking Spaces are not included in Detached/Attached section totals.

Sold Detail**Active Detail**

Price Ranges	Residential						Condo/Coop	Active Listings		
	2 or Less BR		3 BR		4 or More BR		All	Residential		Condo/Coop
	Detached	Attached/TH	Detached	Attached/TH	Detached	Attached/TH	Attached	Detached	Attached/TH	Attached
< \$50,000	0	0	0	0	0	0	0	0	0	0
\$50K to \$99,999	0	0	0	0	0	0	0	0	0	0
\$100K to \$149,999	0	0	0	0	0	0	0	0	0	0
\$150K to \$199,999	0	0	0	0	0	0	0	0	0	0
\$200K to \$299,999	0	0	0	0	0	0	0	0	0	0
\$300K to \$399,999	0	0	0	0	0	0	0	0	0	0
\$400K to \$499,999	0	0	0	0	0	0	0	0	0	0
\$500K to \$599,999	0	0	0	0	0	0	0	0	0	0
\$600K to \$799,999	0	0	0	0	0	0	0	0	0	0
\$800K to \$999,999	0	0	0	0	0	0	0	0	0	0
\$1M to \$2,499,999	0	0	0	0	0	1	0	0	4	0
\$2.5M to \$4,999,999	0	0	0	0	0	1	0	0	1	0
\$5,000,000+	0	0	0	0	0	0	0	0	0	0
Total	0	0	0	0	0	2	0	0	5	0
Avg Sold Price	\$0	\$0	\$0	\$0	\$0	\$2,142,500	\$0			
Prev Year - Avg Sold Price	\$0	\$0	\$0	\$1,250,000	\$0	\$2,827,499	\$0			
Avg Sold % Change	0.00%	0.00%	0.00%	0.00%	0.00%	-24.23%	0.00%			
Prev Year - # of Solds	0	0	0	1	0	2	0			

January 2026

Burleith, Washington, DC

202.262.1261
lenore.rubino@wfp.com
lenorerubino.com**New Listings****1**

↔ 0.0% ↓ -75.0%

from Dec 2025: 0 from Jan 2025: 4

YTD	2026	2025	+/-
	1	4	-75.0%

5-year Jan average: 2

New Pendings**2**

↑ 100.0% ↓ -50.0%

from Dec 2025: 1 from Jan 2025: 4

YTD	2026	2025	+/-
	2	4	-50.0%

5-year Jan average: 3

Closed Sales**2**

↔ 0.0% ↓ -33.3%

from Dec 2025: 2 from Jan 2025: 3

YTD	2026	2025	+/-
	2	3	-33.3%

5-year Jan average: 2

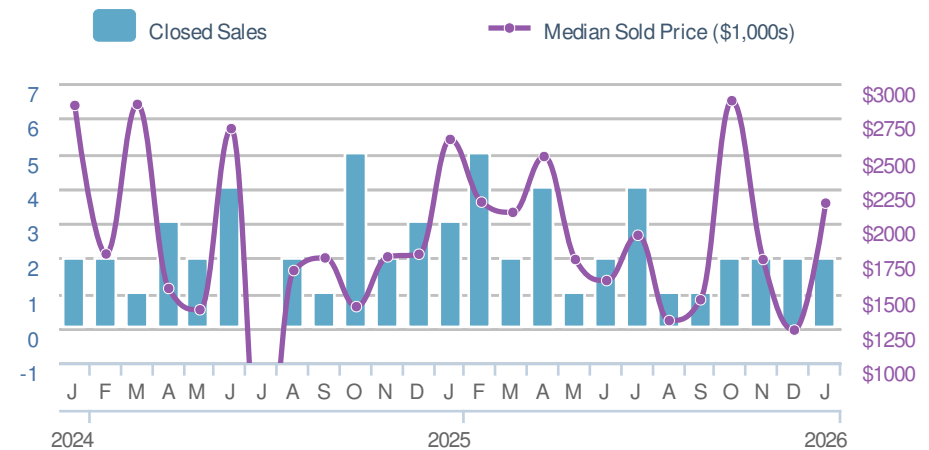
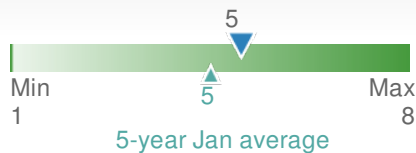
Median Sold Price**\$2,142,500**

↑ 73.8% ↓ -17.6%

from Dec 2025: \$1,232,500 from Jan 2025: \$2,599,999

YTD	2026	2025	+/-
	\$2,142,500	\$2,599,999	-17.6%

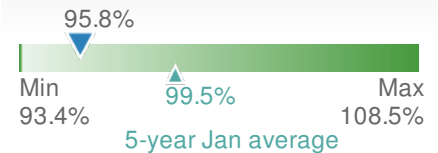
5-year Jan average: \$2,174,500

**Active Listings****5**

Dec 2025	Jan 2025
5	8

Avg DOM**72**

Dec 2025	Jan 2025	YTD
27	7	72

Avg Sold to OLP Ratio**95.8%**

Dec 2025	Jan 2025	YTD
97.1%	108.5%	95.8%