

**January thru January 2026 YTD**

Palisades, Washington, DC (Advertised)

202.262.1261  
lenore.rubino@wfp.com  
lenorerubino.com**Sold Summary**

	2026	2025	% Change
Sold Dollar Volume	\$2,795,000	\$7,390,000	-62.18%
Avg Sold Price	\$2,600,000	\$3,626,500	-28.31%
Median Sold Price	\$2,600,000	\$3,626,500	-28.31%
Units Sold	1	2	-50.00%
Avg Days on Market	78	7	1,014.29%
Avg List Price for Solds	\$2,795,000	\$3,695,000	-24.36%
Avg SP to OLP Ratio	93.0%	98.1%	-5.19%
Ratio of Avg SP to Avg OLP	93.0%	98.2%	-5.23%
Attached Avg Sold Price	\$0	\$0	0%
Detached Avg Sold Price	\$2,600,000	\$3,626,500	-28.31%
Attached Units Sold	0	0	0%
Detached Units Sold	1	2	-50.00%

**Financing (Sold)**

Assumption	0
Cash	0
Conventional	1
FHA	0
Other	0
Owner	0
VA	0

**Days on Market (Sold)**

0	0
1 to 10	0
11 to 20	0
21 to 30	0
31 to 60	0
61 to 90	0
91 to 120	0
121 to 180	1
181 to 360	0
361 to 720	0
721+	0

## Notes:

- SP = Sold Price
- OLP = Original List Price
- LP = List Price (at time of sale)
- Garage/Parking Spaces are not included in Detached/Attached section totals.

**Sold Detail**

Price Ranges	Residential						Condo/Coop	Active Listings		
	2 or Less BR		3 BR		4 or More BR		All	Residential		Condo/Coop
	Detached	Attached/TH	Detached	Attached/TH	Detached	Attached/TH	Attached	Detached	Attached/TH	Attached
< \$50,000	0	0	0	0	0	0	0	0	0	0
\$50K to \$99,999	0	0	0	0	0	0	0	0	0	0
\$100K to \$149,999	0	0	0	0	0	0	0	0	0	0
\$150K to \$199,999	0	0	0	0	0	0	0	0	0	0
\$200K to \$299,999	0	0	0	0	0	0	0	0	0	3
\$300K to \$399,999	0	0	0	0	0	0	0	0	0	0
\$400K to \$499,999	0	0	0	0	0	0	0	0	0	0
\$500K to \$599,999	0	0	0	0	0	0	0	0	0	0
\$600K to \$799,999	0	0	0	0	0	0	0	0	0	0
\$800K to \$999,999	0	0	0	0	0	0	0	0	0	0
\$1M to \$2,499,999	0	0	0	0	0	0	0	1	0	0
\$2.5M to \$4,999,999	0	0	0	0	1	0	0	6	0	0
\$5,000,000+	0	0	0	0	0	0	0	0	0	0
Total	0	0	0	0	1	0	0	7	0	3
Avg Sold Price	\$0	\$0	\$0	\$0	\$2,600,000	\$0	\$0			
Prev Year - Avg Sold Price	\$0	\$0	\$0	\$0	\$3,626,500	\$0	\$0			
Avg Sold % Change	0.00%	0.00%	0.00%	0.00%	-28.31%	0.00%	0.00%			
Prev Year - # of Solds	0	0	0	0	2	0	0			

**Active Detail**

**January 2026**

Palisades, Washington, DC

202.262.1261  
lenore.rubino@wfp.com  
lenorerubino.com**New Listings****6**

**200.0%**  
 from Dec 2025: **2**

**0.0%**  
 from Jan 2025: **6**

YTD	2026	2025	+/-
	<b>6</b>	<b>6</b>	0.0%

5-year Jan average: **5****New Pendings****4**

**300.0%**  
 from Dec 2025: **1**

**0.0%**  
 from Jan 2025: **4**

YTD	2026	2025	+/-
	<b>4</b>	<b>4</b>	0.0%

5-year Jan average: **4****Closed Sales****1**

**0.0%**  
 from Dec 2025: **1**

**-50.0%**  
 from Jan 2025: **2**

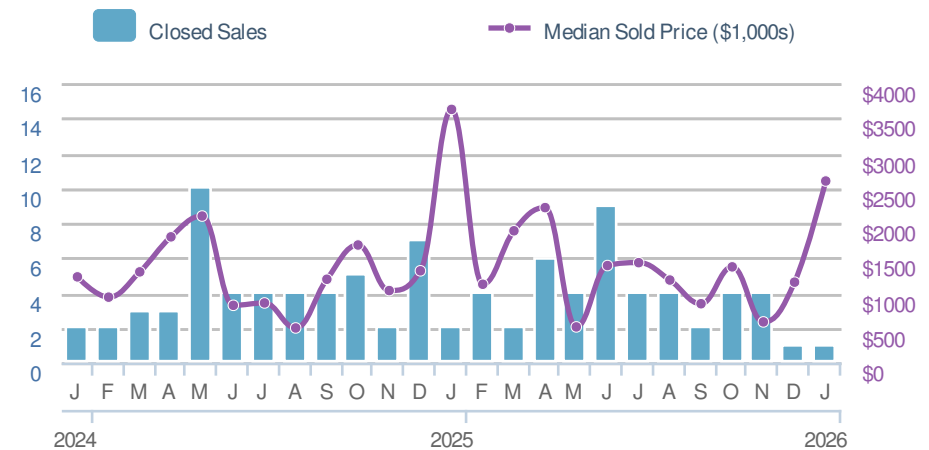
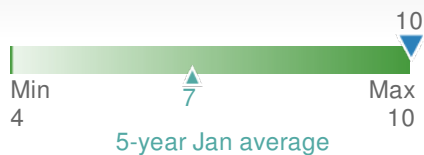
YTD	2026	2025	+/-
	<b>1</b>	<b>2</b>	-50.0%

5-year Jan average: **3****Median Sold Price****\$2,600,000**

**126.1%**  
 from Dec 2025: **\$1,150,000**

**-28.3%**  
 from Jan 2025: **\$3,626,500**

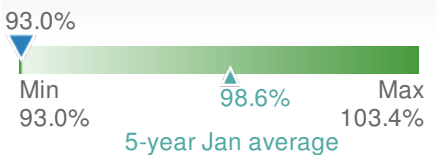
YTD	2026	2025	+/-
	<b>\$2,600,000</b>	<b>\$3,626,500</b>	-28.3%

5-year Jan average: **\$2,156,710****Active Listings****10**

Dec 2025	Jan 2025
<b>9</b>	<b>10</b>

**Avg DOM****78**

Dec 2025	Jan 2025	YTD
<b>33</b>	<b>7</b>	<b>78</b>

**Avg Sold to OLP Ratio****93.0%**

Dec 2025	Jan 2025	YTD
<b>95.8%</b>	<b>98.1%</b>	<b>93.0%</b>