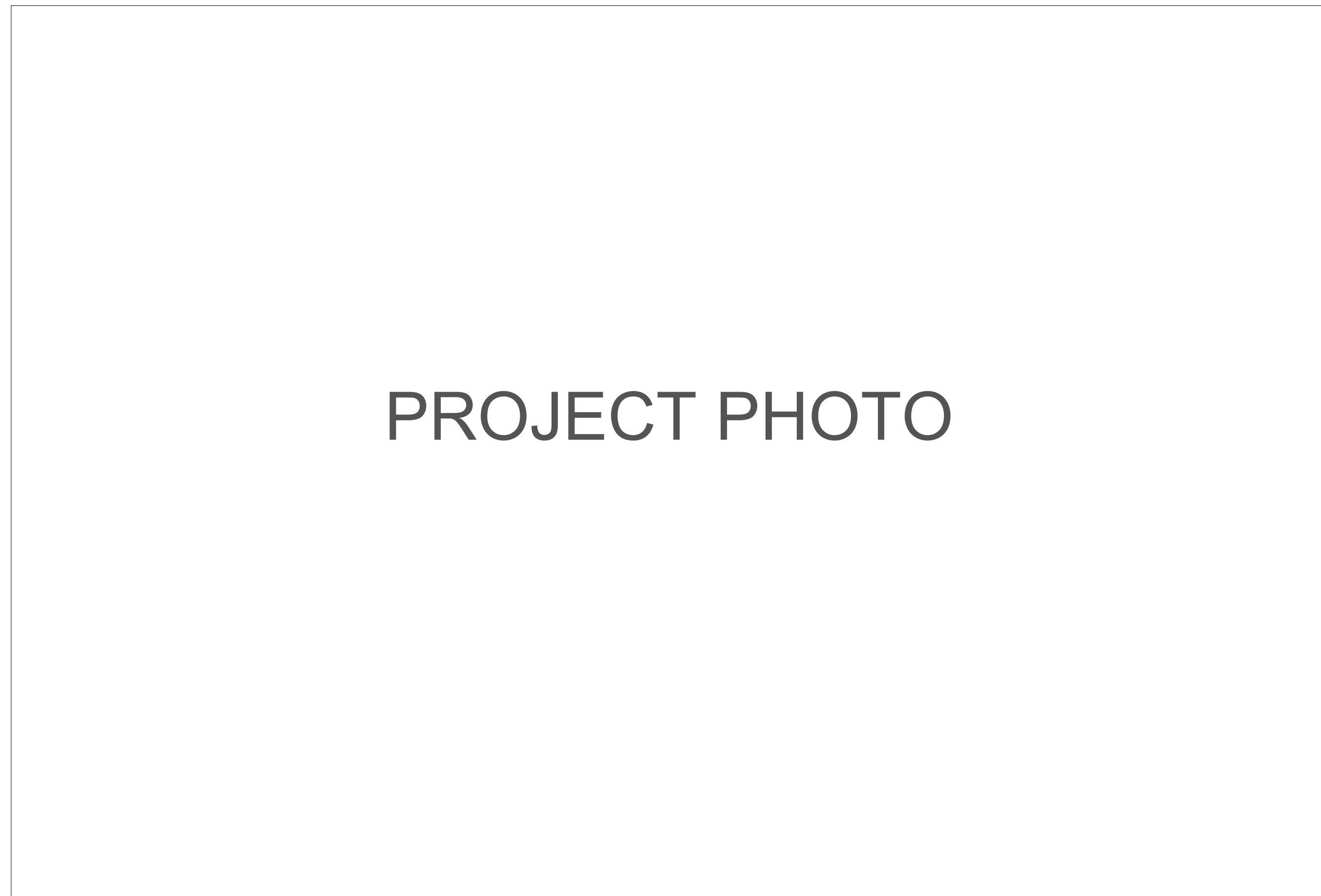


AS-BUILT DOCUMENTATION

SAMPLE RETAIL DRAWING



PROJECT PHOTO



AS-BUILT AREA

FIRST FLOOR | x,xxx SQ.FT

GRAND TOTAL | x,xxx SQ.FT

DRAWING INDEX

- CS | COVER SHEET
- SL | SYMBOLS LEGEND AND NOTE
- AB-1 | FLOOR PLAN W/ DIMENSION
- AB-2 | MEP SCHEDULES
- AB-3 | MEP SCHEDULES
- AB-4 | MEP SCHEDULES

SUBMITTAL Month x 20xx

DESIGN
BERGERON

Simple

RIVERVIEW, FL
(917) 622.8129
(917) 622.8090

PROJECT
ADDRESS:

Retail
Sample Retail
Drawing

SHEET TITLE:

COVER
SHEET

PROJECT NUMBER:

Project number

SURVEY BY:

XX

DRAWN BY:

XX

DWG DATE:

1/1/2023

SCALE:

NOT TO SCALE

SHEET NUMBER:

CS

SYMBOLS LEGEND

RCP

	FLUORESCENT LIGHT - CEILING		SUPPLY DIFFUSER
	FLUORESCENT EMERGENCY LIGHT - CEILING		RETURN DIFFUSER
	CEILING LIGHT - FIXED		EQUALIZER GRILLE
	CEILING LIGHT - RECESSED		ROUND SUPPLY DIFFUSER
	WALL SCONCE		WALL /SIDE DIFFUSER, ACCESS PANEL, ETC. (LAYER AS NEC.)
	EXTERIOR WALL LIGHT		EXHAUST FAN WITH OUT LIGHT
	WALL LIGHT - RECESSED		EXHAUST FAN WITH LIGHT
	RECESSED DIRECTIONAL DOWN LIGHT		CEILING FAN WITH OUT LIGHT
	RECESSED PIN LIGHT		CEILING FAN WITH LIGHT
	SURFACE MOUNTED DIRECTIONAL INCANDESCENT LIGHT FIXTURE		WALL-MOUNTED LIGHT FIXTURE
	SURFACE MOUNTED INCANDESCENT LIGHT FIXTURE		EMERGENCY LIGHTS
	SURFACE MOUNTED INCANDESCENT LIGHT FIXTURE		EMERGENCY LIGHTS WITH EXIT
	SURFACE MOUNTED PENDANT LIGHT FIXTURE		SECURITY CAMERA - CEILING MOUNTED
	CEILING HEIGHT /ROOM NAME		SPEAKER
			MOTION SENSOR - CEILING MOUNTED
			MOTION SENSOR - WALL MOUNTED
			SPEAKER - WALL MOUNTED

Note:
Although everything possible has been done to capture these asbuilt drawings with quality and precision, prior to the commencement of any office or fieldwork these as built drawings must be field verified for any discrepancies. Simple Design Bergeron, LLC must be notified within 30 days of the date of delivery in writing as to any discrepancies. The discovery of any discrepancies after 30 days or after the commencement of any office or fieldwork is the full responsibility of the client to remedy.

ELECTRIC

	ELEC PANEL - FLUSH MOUNTED
	ELEC PANEL - SURFACE MOUNTED
	SINGLE OUTLET
	DUPLEX OUTLET
	HIGH VOLTAGE
	DUPLEX OUTLET - FLOOR
	SWITCH
	TELEPHONE JACK
	DATA JACK
	DATA/TEL JACK
	CATV JACK
	THERMOSTAT
	ELEC METER

PHOTO DOCUMENTATION

	360° PANORAMIC IMAGE
	DIRECTION OF FIRST PHOTO

INTERIOR ELEVATION

	DETAIL NUMBER
	INTERIOR ELEVATION SYMBOL
	SHEET NUMBER

FIRE PROTECTION

	FIRE ALARM BELL / STROBE
	FIRE ALARM PULL STATION
	FIRE ALARM PULL STATION W/ BELL OR STROBE
	FDC - SIAMESE
	FDC - SINGLE
	FDC - RISER
	SMOKE DETECTOR - CEILING
	SMOKE DETECTOR - WALL
	SPRINKLER PENDANT - CEILING
	SPRINKLER UPRIGHT - CEILING
	SPRINKLER PENDANT - WALL
	SPRINKLER UPRIGHT - WALL
	GENERAL ALARM
	SECURITY ALARM
	FIRE ALARM
	FIRE EXTINGUISHER

EXTERIOR ELEVATION

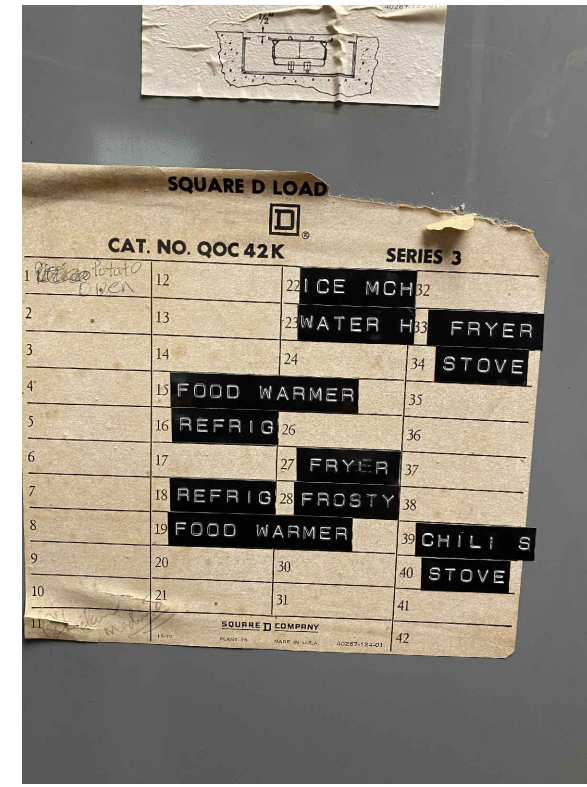
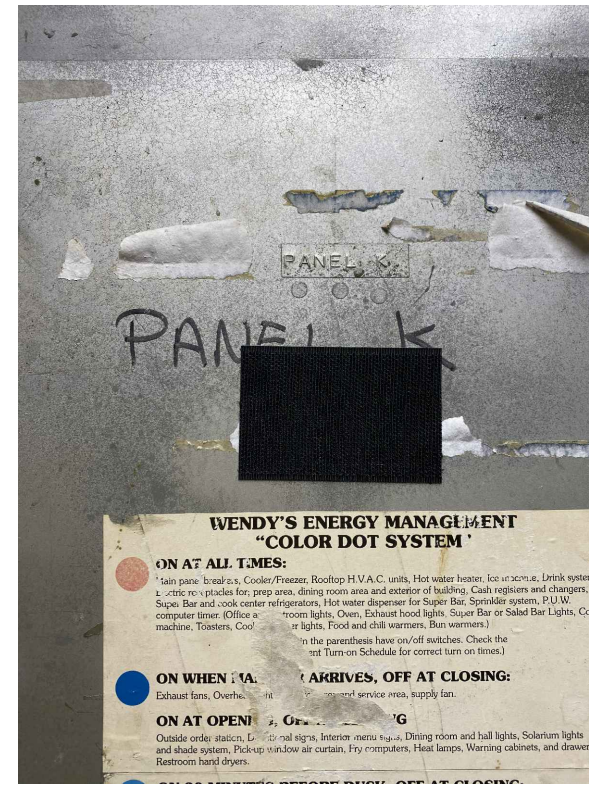

	DETAIL NUMBER
	EXTERIOR ELEVATION SYMBOL
	SHEET NUMBER

PLUMING


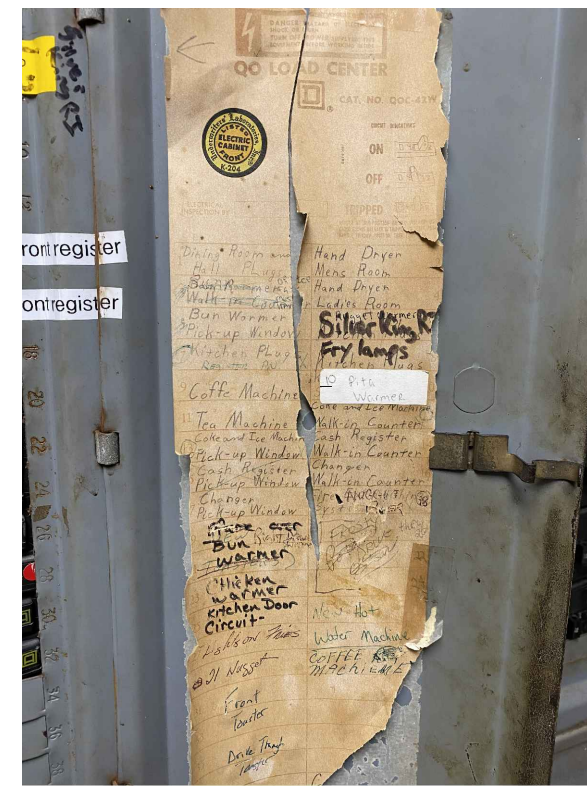

	FLOOR DRAIN
	FLOOR CLEAN OUT
	WALL CLEAN OUT
	MOP SINK
	DOUBLE BOWL SINK
	SINGLE BOWL SINK
	LAVATORY
	WALL HUNG LAVATORY
	WALL MOUNTED WHEEL CHAIR SINK
	WATER FOUNTAIN
	WALL MOUNTED FLUSH VALVE
	FLOOR MOUNTED FLUSH VALVE
	FLOOR MOUNTED 2 PIECE
	FLOOR MOUNTED 1 PIECE
	WALL MOUNTED URINAL
	FLOOR MOUNTED URINAL
	TUB
	WATER HEATER
	HOSE BIBB

BUILDING SECTION



	DETAIL NUMBER
	WALL/BUILDING SECTION SYMBOL
	SHEET NUMBER



Panel K



Panel P



Panel A

PROJECT ADDRESS:

Retail Sample Retail Drawing

SHEET TITLE:

MEP SCHEDULES

PROJECT NUMBER: Project number

SURVEY BY: XX

DRAWN BY: XX

DWG DATE: 1/1/2023

SCALE: 1/4"=1'-0"

SHEET NUMBER:



Panel L



Panel MP



WATER HEATER

PROJECT ADDRESS:

Retail
Sample Retail
Drawing

SHEET TITLE:

MEP
SCHEDULES

PROJECT NUMBER:

Project number

SURVEY BY:

XX

DRAWN BY:

XX

DWG DATE:

1/1/2023

SCALE:

1/4"=1'-0"

SHEET NUMBER:



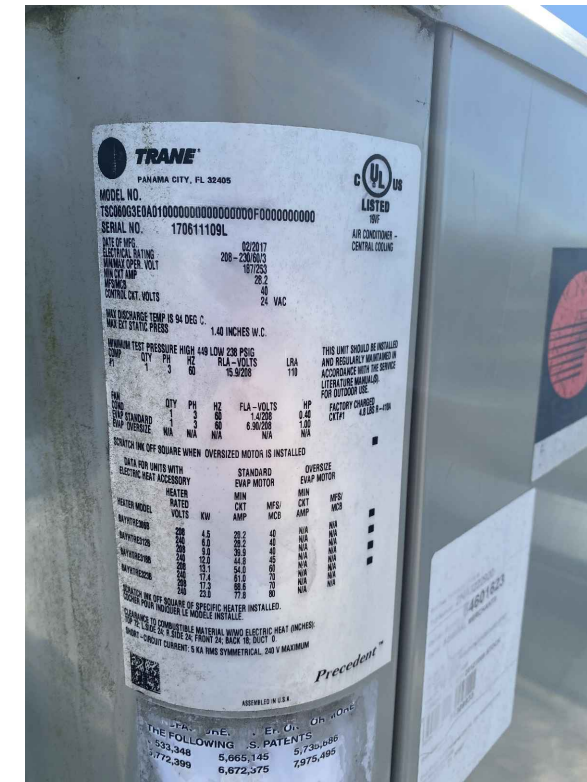
RTU 1



RTU 2



RTU 3



RTU 4