


**YOUNGSTOWN YACHT CLUB**  
and  
**NIAGARA-ON-THE-LAKE  
SAILING CLUB**



The organizing authority is the  
Niagara-on-the-Lake Sailing Club.

## **2022 Sailing Instructions**

**For the Practice Race, Ravine Vineyard, Clan MacLeod Series,  
Great Laker and Brox Company 1812 Series'**

### **1 CHANGES TO SAILING INSTRUCTIONS**

- 1.1 Any change to the sailing instructions will be posted before 0900 on the day it will take effect, except that any change to the schedule of races will be posted by 2000 on the day before it will take effect.
- 1.2 Changes to a sailing instruction may be made on the water by a verbal announcement on VHF radio channel 69.

### **2 COMMUNICATIONS WITH COMPETITORS**

- 2.1 Notices to competitors will be posted on the official notice board located at <https://niagaraonthelakesailingclub.com/racing>.
- 2.2 On the water, the race committee intends to monitor and communicate with competitors on VHF radio channel 69.

### **3 SIGNALS MADE ASHORE**

- 3.1 Signals made ashore will be made at flagpole nearest the NOLSC riverfront.
- 3.2 When flag AP is displayed ashore, '1 minute' is replaced with 'not less than 45 minutes' in Race Signals AP.

### **4 SCHEDULE OF RACES**

- 4.1 The dates of racing are Wednesdays
  - (a) Practice Race: May 25.
  - (b) Ravine Vineyard Series: June 1, 8, 15, 22 and 29.
  - (c) Clan MacLeod Series: July 6, 13, 20 and 27.
  - (d) Great Laker Series: August 3, 10, 17 and 24.
  - (e) Brox Company 1812 Series: September 7, 14, 21 and 28.
- 4.2 The scheduled time of the warning signal for the first class is:
  - (a) 1845 for events 4.1 (a), (b), (c) and (d) above, and
  - (b) 1830 for the Brox Company 1812 Series.
- 4.3 One race is scheduled to be run each day.

## 5 CLASS AND IDENTIFICATION FLAGS

5.1 The Class flags are:

Class	Class Flag	Identification Flag
Shark	Numeral pennant 1	None if sailing one-design
Not Flying Spinnaker (NFS)	Numeral pennant 2	Numeral pennant 2
PHRF II	Numeral Pennant 3	Numeral Pennant 3
PHRF I	Numeral Pennant 4	Numeral Pennant 4

5.2 [DP] Identification flags shall be not less than 40 cm (16") long and shall be prominently displayed from the backstay.

## 6 RACING AREA

The races will be held at the Olympic Circle.

## 7 COURSES

7.1 The diagrams in SI Addendum A show the course, the order in which marks are to be passed and the side on which each mark is to be left.

7.2 No later than the warning signal, the race committee signal vessel will display the courses as described in SI Addendum A as follows:

(a) When Sharks are racing on this racing area

(i) if the Sharks will sail their own course, the Shark course will be indicated on a separate board,

(ii) otherwise Sharks will sail the same course as PHRF-FS in (c), below.

(b) the PHRF-NFS will be indicated on the upper row of the course board, and

(c) the PHRF-FS course will be indicated on the lower row of the course board.

## 8 MARKS

8.1 Marks are as described in NoR 9.

8.2 The starting marks will be the race committee signal vessel at the starboard end and red inflatable tetrahedron at the port end.

8.3 The finishing marks will be the race committee signal vessel at the starboard end and the course mark as indicated in the course diagram.

## 9 THE START

9.1 The starting line is a staff displaying an orange flag on the race committee vessel and the course side of the starting mark.

9.2 Boats whose warning signal has not been made shall avoid the starting area during the starting sequence for other races.

9.3 The starting sequence will typically follow the class sequence in 5.1 above. Failure of the race committee to follow that sequence will not be grounds for redress.

9.4 More than one class may be started at one time.

9.5 A boat that does not start within 4 minutes after her starting signal will be scored Did Not Start without a hearing. This changes RRS A5.1 and A5.2.

**10 CHANGE OF THE NEXT LEG OF THE COURSE**

A course change will be announced verbally on VHF channel 69. This changes RRS 33.

**11 THE FINISH**

11.1 The finishing line is a staff displaying a blue flag on the race committee vessel and the course side of the finishing mark.

11.2 If the race committee is absent when a boat finishes, the boat should report her finishing time and her position relative to nearby racing boats to the race committee at the first reasonable opportunity.

**12 TIME LIMITS**

12.1 The time limit is 2 hours after the class starting time.

12.2 Boats failing to finish within 2 hours and 30 minutes after the class starting time will be scored Did Not Finish without a hearing. This changes RRS 35, A5.1, A5.2 and A10.

**13 HEARING REQUESTS**

13.1 The protest time limit is 1200 on the day following the race.

13.2 Hearing request forms are available from the race office at [https://niagaraonthelakesailingclub.com/pdf/nolsc\\_yyc\\_hearing\\_request\\_form.docx](https://niagaraonthelakesailingclub.com/pdf/nolsc_yyc_hearing_request_form.docx)

13.3 Protests shall be filed by email to Andrew Durward at: [adurward@cogeco.ca](mailto:adurward@cogeco.ca)

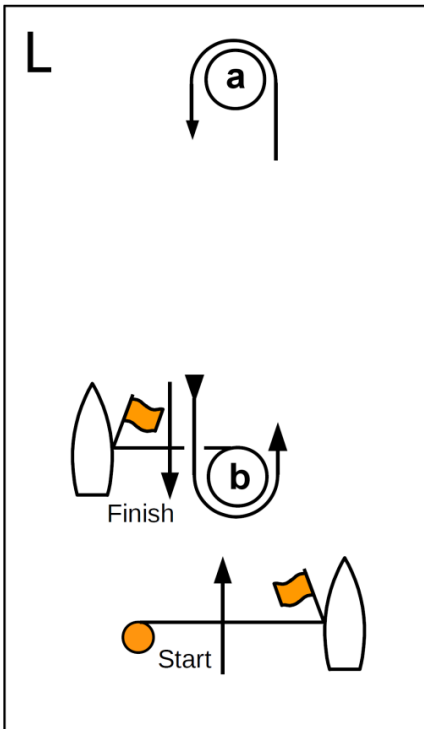
13.4 Notices will be posted no later than 72 hours after the protest time limit to inform competitors of hearings in which they are parties or named as witnesses.

**14 SAFETY REGULATIONS**

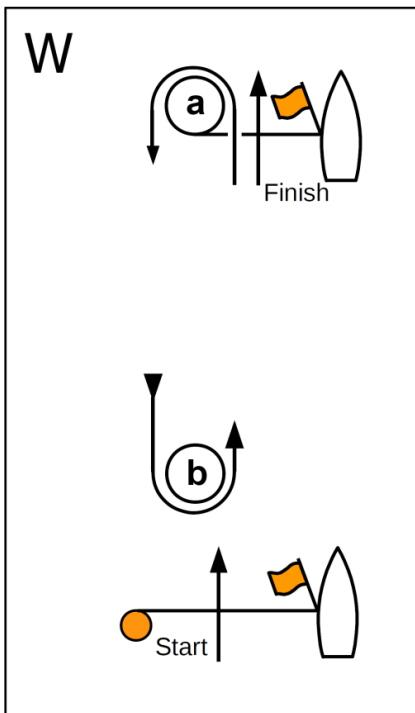
[DP] A boat that retires from a race shall notify the race committee at the first reasonable opportunity.

## Addendum A – Course Diagrams

### PHRF and Shark Classes



Course L – Windward/Leeward, Leeward Finish	
<i>Signal</i>	<i>Mark Rounding Order</i>
L2ab	Start-a-b-a-Finish
L3ab	Start-a-b-a-b-a-Finish
L4ab	Start-a-b-a-b-a-b-a-Finish

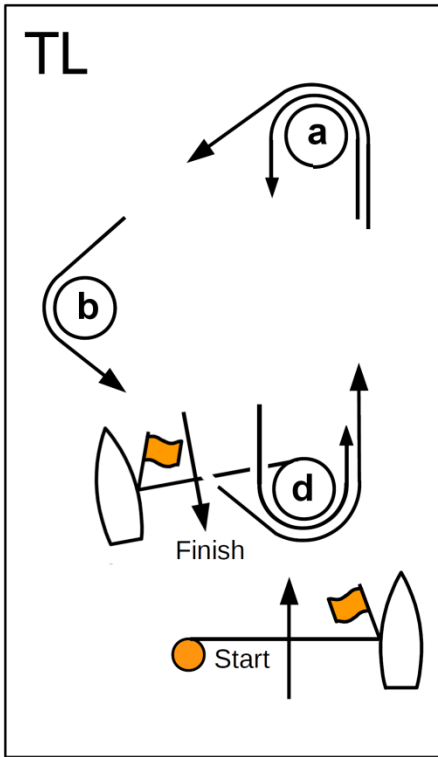


Course W – Windward/Leeward, Windward Finish	
<i>Signal</i>	<i>Mark Rounding Order</i>
W2ab	Start-a-b-Finish
W3ab	Start-a-b-a-b-Finish
W4ab	Start-a-b-a-b-a-b-Finish

### Course M – All Classes

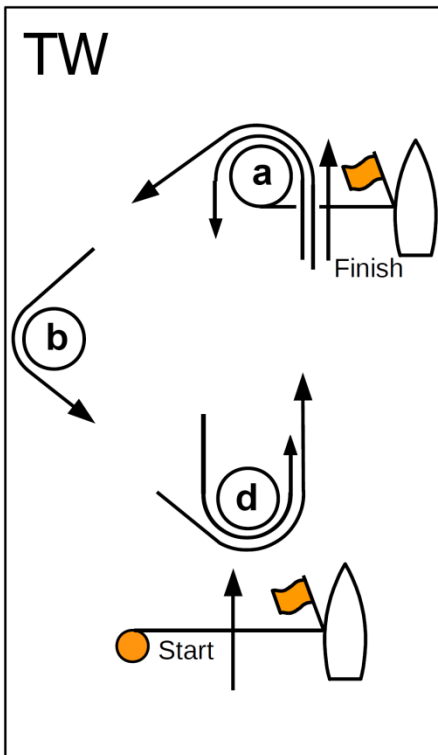
The start, each rounding mark and the finish will be indicated on a course board or white marker board. Rounding marks shall be left to the port side unless otherwise indicated by either a green background or as written on the white board.

## Addendum A – Course Diagrams Not Flying Spinnaker Class



Course TL – Triangle, Leeward Finish	
<i>Signal</i>	<i>Mark Rounding Order</i>
TL2abd	Start-a-b-d-a-Finish
TL3abd	Start-a-b-d-a-d-a-Finish
TL4abd	Start-a-b-d-a-d-a-d-a-Finish

Note: The 'L' portion of the signal will come from the course designation for the PHRF course.



Course TW – Triangle, Windward Finish	
<i>Signal</i>	<i>Mark Rounding Order</i>
TW2abd	Start-a-b-d-Finish
TW3abd	Start-a-b-d-a-d-Finish
TW4abd	Start-a-b-d-a-d-a-d-Finish

Note: The 'W' portion of the signal will come from the course designation for the PHRF course.