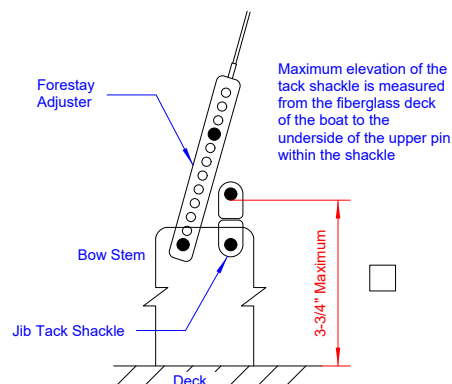
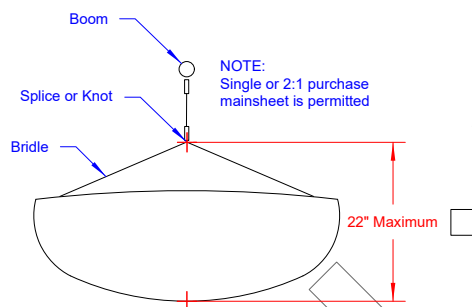


JIB TACK SHACKLE ELEVATION DETAIL



MAINSHEET BRIDLE DETAIL



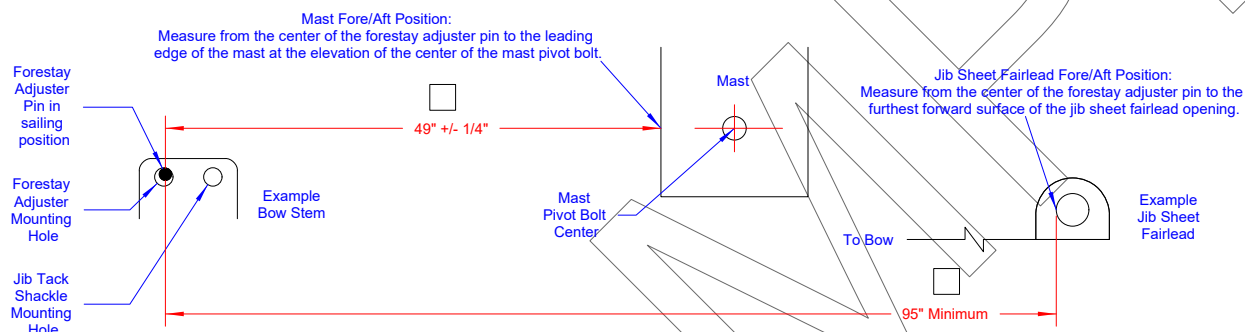
Enter the hull serial number

1	2	3	4
---	---	---	---

AMENDMENTS

Record inspections/measurements for changed equipment (e.g. new rudder, centerboard, mast), boat weight changes, grandfathered items, etc. The measurer making the amendment shall record the inspections/measurements made, their name and title, and the date.

MAST FORE/AFT POSITION AND JIB SHEET FAIRLEAD FORE/AFT POSITION DETAIL



CENTERBOARD JIBE DETAIL

When measuring centerboard jibe, place the centerboard into its upwind sailing position (i.e. full down position) and push it, using only one hand near the foil tip, into its port and starboard resting positions.

Measure the movement of the leading and trailing edges of the centerboard where it emerges from the slot in the hull.

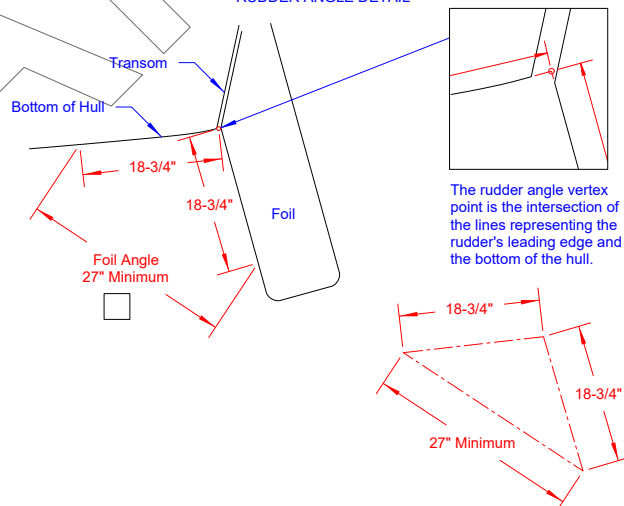
Only the natural movement (jibing) resulting from this test is to be measured; do not otherwise force the centerboard to rotate.

Centerboard jibe measurement is the Leading Edge Movement minus Trailing Edge Movement.

Centerboard Jibe is Less Than or Equal to 1/4"



RUDDER ANGLE DETAIL



RUDDER SHAPE DETAIL

