
















Configuration Worksheets

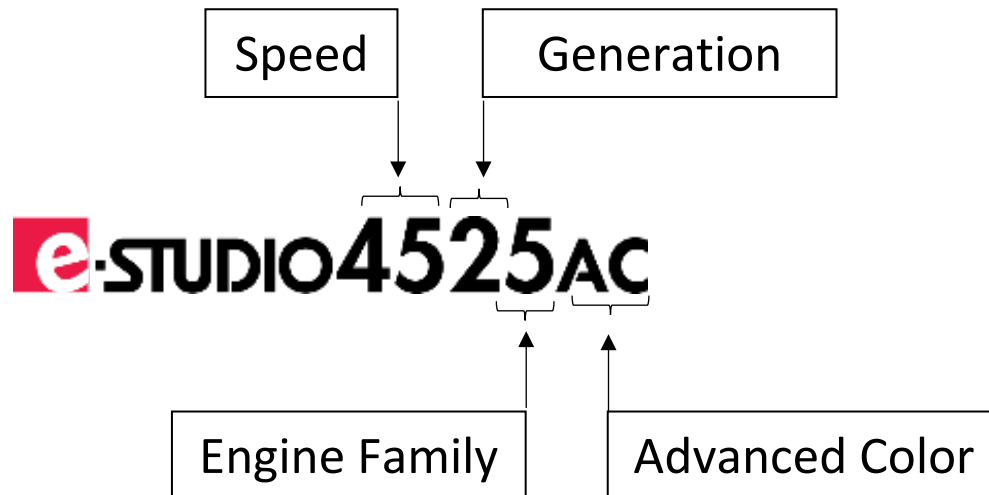
 CLICK MODEL TO GO TO THAT WORKSHEET

| | | | |
|--|---|--|--|
| <p>A3 Small Workgroup Monochrome</p> |  <p>e-STUDIO 2822AM/2822AF</p> |  <p>e-STUDIO 2823AM</p> |  <p>e-STUDIO 2329A/2829A</p> |
| <p>A4 Color & Monochrome</p> | <p>A4</p>  <p>e-STUDIO 409s</p> | <p>A4</p>  <p>e-STUDIO 478s</p> | |
| <p>Office Collection Monochrome</p> | <p>e-STUDIO 2528A OC3</p>  <p>e-STUDIO 3528A/4528A</p> | <p>OC3</p>  <p>e-STUDIO 5528A/6528A</p> | <p>e-STUDIO 6529A OC3</p>  <p>e-STUDIO 7529A/9029A</p> |
| <p>Office Collection Color</p> | <p>A4</p>  <p>e-STUDIO 330AC/400AC</p> | <p>OC3</p>  <p>e-STUDIO 2520AC</p> | <p>e-STUDIO 2525AC/3025AC OC3</p>  <p>e-STUDIO 3525AC/4525AC</p> |
| | <p>OC3</p>  <p>e-STUDIO 5525AC/6525AC</p> | <p>e-STUDIO 6527AC/7527AC OC3</p>  | |
| <p>A3 Light-Production Monochrome</p> |  <p>e-STUDIO 908/1058/1208</p> | | |

TOSHIBA

New Model Identification

| Code Name | Models | Color / Mono | Speed |
|-------------|-------------------------------------|--------------|-------------------------------|
| Weiss 4 Low | e-STUDIO2520AC | Color | 25 |
| Weiss 4 HL | e-STUDIO2525AC/3025AC/3525AC | Color | 25/30/35 |
| Weiss 4 HH | e-STUDIO4525AC | Color | 45 |
| Weiss 4 HHH | e-STUDIO5525AC/6525AC | Color | 55/65 |
| Reuss 3 L | e-STUDIO2528A | Mono | 25 |
| Reuss 3 HH | e-STUDIO3528A/4528A | Mono | 35/45 |
| Reuss 3 HHH | e-STUDIO5528A/6528A | Mono | 55/65 |
| Shasta 3 | e-STUDIO6527AC/7527AC | Color | 65/75 – Color 75/85 – Mono |
| Shastina 3 | e-STUDIO6529A/7529A/9029A | Mono | 65/75/90 |





MSRP










| | Model | Description | MSRP |
|------------|-----------------|---|-----------|
| Monochrome | e-STUDIO409S | 42PPM MONOCHROME MFP | \$ 599 |
| | e-STUDIO478S | 50PPM MONOCHROME A4 SIZE MFP | \$ 4,069 |
| | e-STUDIO2822AM | 28PPM MONOCHROME MFP | \$ 3,159 |
| | e-STUDIO2822AF | 28PPM MONOCHROME MFP WITH FAX | \$ 3,729 |
| | e-STUDIO2823AM | 28PPM MONOCHROME MFP | \$ 2,479 |
| | e-STUDIO2329A | 23PPM MONOCHROME MFP | \$ 2,929 |
| | e-STUDIO2829A | 28PPM MONOCHROME MFP | \$ 3,389 |
| | e-STUDIO2528A | 25 PPM MONOCHROME MFP | \$ 10,849 |
| | e-STUDIO3528A | 35 PPM MONOCHROME MFP | \$ 13,479 |
| | e-STUDIO4528A | 45 PPM MONOCHROME MFP | \$ 16,419 |
| | e-STUDIO5528A | 55 PPM MONOCHROME MFP | \$ 19,889 |
| | e-STUDIO6528A | 65 PPM MONOCHROME MFP | \$ 23,059 |
| | e-STUDIO6529A | 65PPM MONOCHROME MFP WITH DSDF | \$ 34,949 |
| | e-STUDIO7529A | 75PPM MONOCHROME MFP WITH DSDF | \$ 41,789 |
| | e-STUDIO9029A | 90PPM MONOCHROME MFP WITH DSDF | \$ 51,369 |
| | e-STUDIO908 | 90PPM MONOCHROME MFP | \$ 38,399 |
| | e-STUDIO1058 | 105PPM MONOCHROME MFP | \$ 41,899 |
| | e-STUDIO1208 | 120PPM MONOCHROME MFP | \$ 52,999 |
| Color | e-STUDIO2520AC | 25 PPM COLOR MFP | \$ 8,199 |
| | e-STUDIO330AC | 35PPM COLOR A4 MFP | \$ 4,389 |
| | e-STUDIO400AC | 42PPM COLOR A4 MFP | \$ 5,219 |
| | e-STUDIO2525AC | 25 PPM COLOR MFP | \$ 16,739 |
| | e-STUDIO3025AC | 30 PPM COLOR MFP | \$ 19,369 |
| | e-STUDIO3525AC | 35 PPM COLOR MFP | \$ 24,639 |
| | e-STUDIO4525AC | 45 PPM COLOR MFP | \$ 29,999 |
| | e-STUDIO5525AC | 55 PPM COLOR MFP | \$ 30,999 |
| | e-STUDIO6525AC | 65 PPM COLOR MFP | \$ 39,109 |
| | e-STUDIO6527AC | 65PPM COLOR 75 BK MFP WITH DSDF 4 DRAWER | \$ 46,319 |
| | e-STUDIO6527ACT | 65PPM COLOR 75 BK MFP WITH DSDF TANDEM DRAWER | \$ 46,319 |
| | e-STUDIO7527AC | 75PPM COLOR 85 BK MFP WITH DSDF 4 DRAWER | \$ 49,999 |
| | e-STUDIO7527ACT | 75PPM COLOR 85 BK MFP WITH DSDF TANDEM DRAWER | \$ 49,999 |

TOSHIBA

Consumables


| | MODEL | Toner | Starter Toner Included? | Developer | Developer Included? | Waste Toner Bottle |
|------------|--|--|-------------------------|--|---------------------|--------------------|
| Monochrome | e-STUDIO2802AM e-STUDIO2802AF | T2802U | 2K | 6LJ83445000 | YES | N/A |
| | e-STUDIO2803AM e-STUDIO2309A e-STUDIO2809A | T2309U | 2K | 6LJ83445000 | YES | N/A |
| | e-STUDIO409S | T409SUR | 3K | N/A | N/A | N/A |
| | e-STUDIO478S | T478SUR | 6K | N/A | N/A | N/A |
| | e-STUDIO2528A e-STUDIO3528A e-STUDIO4528A e-STUDIO5528A e-STUDIO6528A | T3028U | NO | 6LL37515000 | NO | N/A |
| | e-STUDIO5528A e-STUDIO6528A | T5528U | NO | 6LL51735300 | YES | TBFC425 |
| | e-STUDIO6529A e-STUDIO7529A e-STUDIO9029A | T9029U | NO | N/A | YES | TBFC55 |
| | e-STUDIO907/8 e-STUDIO1057/8 e-STUDIO1207/8 | T1207U | NO | 6LS00016000 | NO | TB1207 |
| | e-STUDIO330AC e-STUDIO400AC | TFC330UK TFC330UM TFC330UY TFC30UC | 2K CMY 6K BK | 6AG00009253 6AG00009256 6AG00009260 6AG00009237 | YES | TBFC330 |
| | e-STUDIO2520AC | TFC220UK TFC220UM TFC220UY TFC220UC | NO | 6LJ70994300 6LJ70994100 6LJ70994000 6LJ70994200 | YES | TBFC30 |
| | e-STUDIO2525AC e-STUDIO3025AC e-STUDIO3525AC e-STUDIO4525AC e-STUDIO5525AC e-STUDIO6525AC | TFC425UK TFC425UM TFC425UY TFC425UC | NO | 6LL51735300 6LL51735100 6LL51735000 6LL51735200 | YES | TBFC425 |
| | e-STUDIO6527AC e-STUDIO6527ACT e-STUDIO7527AC e-STUDIO7527ACT | TFC727UK TFC727UM TFC727UY TFC727UC | NO | N/A | YES | TBFC55 |

What's the Difference? Office Collection 3 Midrange Model Family Distinctions

| Model | e-STUDIO2520AC | e-STUDIO2525AC/3025AC/3525AC | e-STUDIO4525AC | e-STUDIO5525AC/6525AC |
|----------------------------------|--|--|--|--|
| Model Family | Weiss 4 L | Weiss 4 HL | Weiss 4HH | Weiss 4 HHH |
| Speeds | 25PPM | 35PPM | 45PPM | 55/65PPM |
| Imaging Technology | OLED Printing | 2 Beam Laser Printing | 4 Beam Laser Printing | 4 Beam Laser Printing |
| Toner Yield (CMY / K) | 38K/39.8K | 38K/39.8K | 38K/39.8K | 38K/39.8K |
| Developer | Developer Included | Developer Included | Developer Included | Developer Included |
| RADF/DSDF | RADF Only | RADF/DSDF | RADF/DSDF | RADF/DSDF |
| Finishing Limitations | Inner & Saddle Finisher Only | Full Finisher Support | Full Finisher Support | No Support for Inner Finisher |
| Paper Options | PFU Often Req'd (No Ext. LCF) | Supports External LCF | Supports External LCF | Supports External LCF |
| Base Paper Capacity / Max | 1 x 250 + 100 / 2900 | (550 x 2) + 100 / 5200 | (550 x 2) + 100 / 5200 | (550 x 2) + 100 / 5200 |
| Soft Closing Drawers | None | Drawers 1 & 2 Only (not on opts.) | Drawers 1 & 2 Only (not on opts.) | Drawers 1 & 2 Only (not on opts.) |
| Media Limitations | No Banner Support, no 12" x 18" | No Limitations | No Limitations | No Limitations |
| USB Ports | 1 Port Standard | 1 Port Standard | 1 Port Standard | 1 Port Standard |
| Optical Sensor (Wake-up) | No | No | No | Yes |
| Solutions Limitations | OPC Required (GS1020) | Full Solutions Support | Full Solutions Support | Full Solutions Support |
| Memory | 4GB + Page Memory | 4GB + Page Memory | 4GB + Page Memory | 6GB + Page Memory |
| Power (Plug Type) | 120V/15A (NEMA 5-15)  | 120V/15A (NEMA 5-15)  | 120V/15A (NEMA 5-15)  | 120V/15A (NEMA 5-15) - 5525AC  120V/20A (NEMA 5-20) - 6525AC  |
| Model | e-STUDIO2528A | e-STUDIO3528A | e-STUDIO4528A | e-STUDIO5528A/6528A |
| Model Family | Reuss 3 L | Reuss 3 H | Reuss 3 H | Reuss 3 HHH |
| Speeds | 25PPM | 35PPM | 45PPM | 55/65PPM |
| Imaging Technology | 2 Beam Laser Printing | 2 Beam Laser Printing | 2 Beam Laser Printing | 4 Beam Laser Printing |
| Toner Yield | 43.9K | 43.9K | 43.9K | 39.8K |
| Developer | Developer Not Included (Except 220V) | Developer Not Included (Except 220V) | Developer Not Included (Except 220V) | Developer Included |
| RADF/DSDF | RADF/DSDF | RADF/DSDF | RADF/DSDF | RADF/DSDF |
| Finishing Limitations | Full Finisher Support | Full Finisher Support | Full Finisher Support | No Support for Inner Finisher |
| Paper Options | Supports External LCF | Supports External LCF | Supports External LCF | Supports External LCF |
| Base Paper Capacity / Max | (550 x 2) + 100 / 5200 | (550 x 2) + 100 / 5200 | (550 x 2) + 100 / 5200 | (550 x 2) + 100 / 5200 |
| Soft Closing Drawers | None | Drawers 1 & 2 Only (not on opts.) | Drawers 1 & 2 Only (not on opts.) | Drawers 1 & 2 Only (not on opts.) |
| Media Limitations | No Banner Support, no 12" x 18" | No Banner Support, no 12" x 18" | No Banner Support, no 12" x 18" | Supports Banner & 12" x 18" |
| USB Ports | 1 Port Standard | 1 Port Standard | 1 Port Standard | 1 Port Standard |
| Optical Sensor (Wake-up) | No | No | No | No |
| Solutions Limitations | Full Solutions Support | Full Solutions Support | Full Solutions Support | Full Solutions Support |
| Memory | 4GB + Page Memory | 4GB + Page Memory | 4GB + Page Memory | 6GB + Page Memory |
| Power (Plug Type) | 120V/15A (NEMA 5-15)  | 120V/15A (NEMA 5-15)  | 120V/15A (NEMA 5-15)  | 120V/15A (NEMA 5-15)  |


Product Dimensions

Note: This only provides product dimensions. Please allow adequate clearance for service access etc.



The e-STUDIO2520AC/2525AC/3025AC/3525AC/4525AC/6525AC/2528A/3528A/4528A/5528A/6528A share a common frame and accessories. Note: 2520AC Series drawer 2 (MY1051) is not standard.

e-STUDIO6527AC/7527AC e-STUDIO6529A/7529A/9029A



The e-STUDIO7527AC & 9029A share a common frame and accessories.
 Note: additional space given for accessories considers overhang on top of MFP. Actual accessory width is greater.

Note: See Configuration Worksheet for additional option details.



e-STUDIO™ 908/1058/1208



| | | |
|--------------------|----------|-----|
| A4LCC | MX-LC12 | 14" |
| A3LCC | MX-LCX3N | 27" |
| 2 Drawer A3 LCT | MX-LC13 | 35" |
| Curl Correction | MX-RB18 | 9" |
| Inserter Unit | MX-CF11 | 7" |
| Relay Unit | MX-RB13 | 7" |
| Folding Unit | MX-FD10 | 13" |
| 100-Sheet Finisher | MX-FN21 | 27" |
| 100-Sheet Saddle | MX-FN22 | 30" |
| 50-Sheet Finisher | MX-FN24 | 27" |
| 50-Sheet Saddle | MX-FN25 | 30" |

30" 13" 7" 9" 34" 35" 48"

Product Depth 28".

e-STUDIO™ 2822AM/2822AF



Product Depth 21"
Add 24" for stand

POWER REQUIREMENTS

Receptacle - NEMA 5-15 (115V 15A) (Unless noted below)

NEMA 5-20 (115V 20A)

- **e-STUDIO6525AC**
- e-STUDIO6529A/7529A/9029A
- e-STUDIO6527AC/7527AC

NEMA 6-20R (220V 20-40A)


- e-Studio 908/1058/1208

e-STUDIO™ 2823AM e-STUDIO™ 2329A/2829A




Product Depth 21"

e-STUDIO478s



Product Depth 22"

e-STUDIO389cs/479cs



Product Depth 22"



Note: See Configuration Worksheet for additional option details

Toshiba-Developed Solutions for e-BRIDGE MFPs

| Solution | Part Number | Description | MSRP |
|---|--------------|---|-------|
| IPSec License | GP1080NODE | IPsec – Encrypts data being sent to or from MFPs | \$859 |
| MetaScan License | GS1010NODE | Enables appending data to scans for archival and retrieval purposes | \$569 |
| Embedded OCR | GS1080NODE | Scan Documents to Searchable PDF, MS Word, Excel, or PowerPoint Formats in one step (Built-in on e-STUDIOxx2xA & AC Models) | \$859 |
| Multi-Station Print | GS1090NODE | Cost-effective Secure-Release or FollowMe printing (like PaperCut). Lets users send print job to usual MFP but retrieve at any available MFP. Supports up to 50 MFPs. Requires 1 license per MFP | \$209 |
| Fax Over IP | GS1100NODE | Allows faxing in VoIP environment. Solution may require 3 rd party T.38 service (Alternatively consider XMedius solution) | \$859 |
| e-BRIDGE Global Print | GB2550NODE | Simple and Secure Cloud-based Printing to Toshiba Devices | \$720 |
| e-BRIDGE + for Exchange Online V3.0 | GB2320NODE | Allows scanning to email at MFP and documents appear in your Office 365 “Sent” folder. Also create “Drafts” at MFP and finish them at desk. | \$99 |
| e-BRIDGE + for OneDrive for Business V3.0 | GB2300NODE | Allows users to scan-to or print-from their Microsoft OneDrive cloud-based storage account at the MFP | \$99 |
| e-BRIDGE + for SharePoint Online V3.0 | GB2310NODE | Allows scanning jobs into users SharePoint accounts or printing jobs from them. | \$99 |
| e-BRIDGE + for Gmail | GB2380NODE | Allows users to success their Gmail account and print emails, or send scanned documents from their account at the MFP | \$99 |
| e-BRIDGE + for G Suite Google Drive | GB2390NODE | Allows users to scan-to or print-from their G Suite Google Drive cloud-based storage account at the MFP | \$99 |
| e-BRIDGE + for DocuWare | GB2430NODE | Lets users scan documents into DocuWare from the device | \$99 |
| e-CONNECT Translate | ECTRANSLATE- | Use the MFP’s Scanner and Google Translate to convert documents | 499 |
| Workplace Bundle | GB2330NODE | Productivity Suite: ZONE OCR/STACKSEND/ BARCODE SCAN | 299 |
| Driver Plug-Ins | Part Number | Description | MSRP |
| e-BRIDGE Replicator Ex | GB1550NODE | Lets users mimic multi-part forms by printing pages from multiple paper sources. Does not support finishing. | \$55 |
| e-BRIDGE Job Point Ex | GB1560NODE | Lets users split large jobs between multiple devices (up to 10). | \$55 |
| e-BRIDGE Job Separator Ex | GB1590NODE | Simplify the sorting and distribution of multiple sets by easily performing batch printing. | \$55 |
| e-BRIDGE Job Build Ex | GB1610NODE | Enhance productivity by combining various documents and individual settings into a single print job. Extend flexibility by mixing sources, formats, and output settings in one print job. | \$55 |
| FREE APPS | | Description | |
| Elevate | | Personalize the MFP to your customer’s specific workflow & more. streamline productivity & minimize errors. A MUST for any product demonstration as the competition has nothing to compare with it. | |
| e-CONNECT TouchFree | | Enables complete MFP front panel control on Mobile Device (Free app on iStore or Play Store) | |
| e-BRIDGE + for Universal Print | | Enables integration of Toshiba MFPs in Microsoft Universal Print Cloud environment | |
| e-BRIDGE + for AutoLauncher | | Enhances usability of Scan-to & Print-from USB feature by automatically launching USB UI when USB is plugged-into MFP. (Requires e-BRIDGE Plus for USB (free)) | |
| e-BRIDGE + for Box | | Allows users to scan-to or print-from their Box cloud-based storage account at the MFP | |
| e-BRIDGE + for DropBox | | Allows users to scan-to or print-from their DropBox cloud-based storage account at the MFP | |
| e-BRIDGE + for OneDrive | | Allows users to scan-to or print-from their Box cloud-based storage account at the MFP | |
| e-BRIDGE + for Google Drive | | Allows users to scan-to or print-from their Google Drive cloud-based storage account at the MFP | |
| e-BRIDGE + for Green Information | | Excellent app for environmentally sensitive accounts by rewarding users for environmentally friendly activities like duplexing or reducing pages to print multiples on 1 sheet (N-Up). Great differentiator! | |
| e-BRIDGE Print & Capture | | App for mobile device users allows not just printing-from, but scanning-to mobile devices. Available on Apple’s iStore or Google’s Play for Android devices. Provides more control than Mopria or AirPrint alone. | |

CONFIGURATION



e-STUDIO2822AM Control Panel



e-STUDIO2822AF Control Panel



Options

| | |
|-----------------------------|-----------|
| Stand | STAND2505 |
| Wireless LAN Module | GN1160 |
| Damp Heater (for Drum) | MF2505U |
| Harness for Coin Controller | GQ1131 |

Supplies

| | |
|-----------------|-------------|
| Toner Cartridge | T2822U |
| Developer | 6LJ83445000 |

Base Machine Dimensions: 15.5" x 21.5" x 20"
 Ships with initial co-packed toner
 and full yield developer.

CONFIGURATION



Options

| | | |
|---|--|-----------|
| 1 | Platen Cover | KA2507 |
| 2 | Reverse Automatic Document Feeder (RADF) | MR3032 |
| 3 | Paper Feed Unit (PFU, 1 x 250 Sheets) | MY1043B |
| 4 | Cabinet Stand | STAND2507 |
| | Damp Heater (for Drum) | MF2505U |
| | Harness for Coin Controller | GQ1131 |

Supplies

| | | |
|--|-----------------|-------------|
| | Toner Cartridge | T2323U |
| | Developer | 6LJ83445000 |

CONFIGURATION



Options

| | | |
|---|--|-----------|
| 1 | Platen Cover | KA2507 |
| 2 | Automatic Document Feeder (RADF) | MR3032 |
| 3 | Paper Feed Unit (PFU, 1 x 250 Sheets) | MY1043B |
| 4 | Paper Feed Pedestal (1 x 550 Sheets) | KD1039B |
| 5 | Drawer Module (Additional for PFP, 1 x 550 Sheets) | MY1044B |
| 6 | Cabinet Stand | STAND2507 |
| | Postscript Kit e-STUDIO2329A | GA1350L |
| | Postscript Kit e-STUDIO2829A | GA1350H |
| | Fax Kit | GD1380 |
| | Wireless LAN module | GN1160 |
| | Damp Heater (for Drum) | MF2505U |
| | Harness for Coin Controller | GQ1131 |

Supplies

| | | |
|--|-----------------|-------------|
| | Toner Cartridge | T2323U |
| | Developer | 6LJ83445000 |

CONFIGURATION

Universal Stands*

* Both Stands have much larger base than e-STUDIO409S



Options

| | | |
|---|-----------------------------|-------------|
| 1 | 550-Sheet Tray | KD1074 |
| 2 | N8372 Wireless Print Server | GN1170 |
| 3 | Swivel Cabinet Stand | MH3100 |
| 4 | Adjustable Printer Stand | KK3200 |
| | Power Filter | W250-15-120 |

Supplies*

| | | |
|--|------------------------------------|---------|
| | Return Program Toner - Black (20K) | T409SUR |
|--|------------------------------------|---------|

* Ships with Starter Toner (3K Black)

CONFIGURATION



Options

| | | |
|---|--|--------|
| 1 | 550-Sheet Drawer – Input Tray | KD1061 |
| 2 | 250-Sheet Drawer – Input Tray | KD1060 |
| | 550-Sheet Lockable Drawer – Input Tray | KD1062 |
| 3 | Inline Stapler | MJ1044 |

Connectivity Options

| | | |
|--|-----------------------------------|-----------|
| | N8372 Wireless Module | GN1170 |
| | Forms and Barcode Card | GB2080LXK |
| | PRESCRIBE Card | GB2090LXK |
| | IPDS Card | GB2100LXK |
| | Serial ISP + SP/BB sidecover | GB2110LXK |
| | Fiber ISP + CoAtisp/bb sidecover | GB2120LXK |
| | Keyboard-English-Same as LE Color | GR1350 |
| | 508 Keyboard + Voice Guidance Kit | GR1360 |
| | Security Module | GB2130LXK |
| | 256MB User Flash Memory | GC1420 |

Card Readers

| | | |
|--|------------------------------------|-----------|
| | Contact front solutions modules | GB2140LXK |
| | Contactless front solutions module | GB2150LXK |

Stands

| | | |
|---|---|-----------------|
| 4 | Caster Base – Use with 3 drawers (service part) | CASTERBASE479CS |
| 5 | Stand – Use with 1-2 drawers (service part) | STAND479CS |

Other

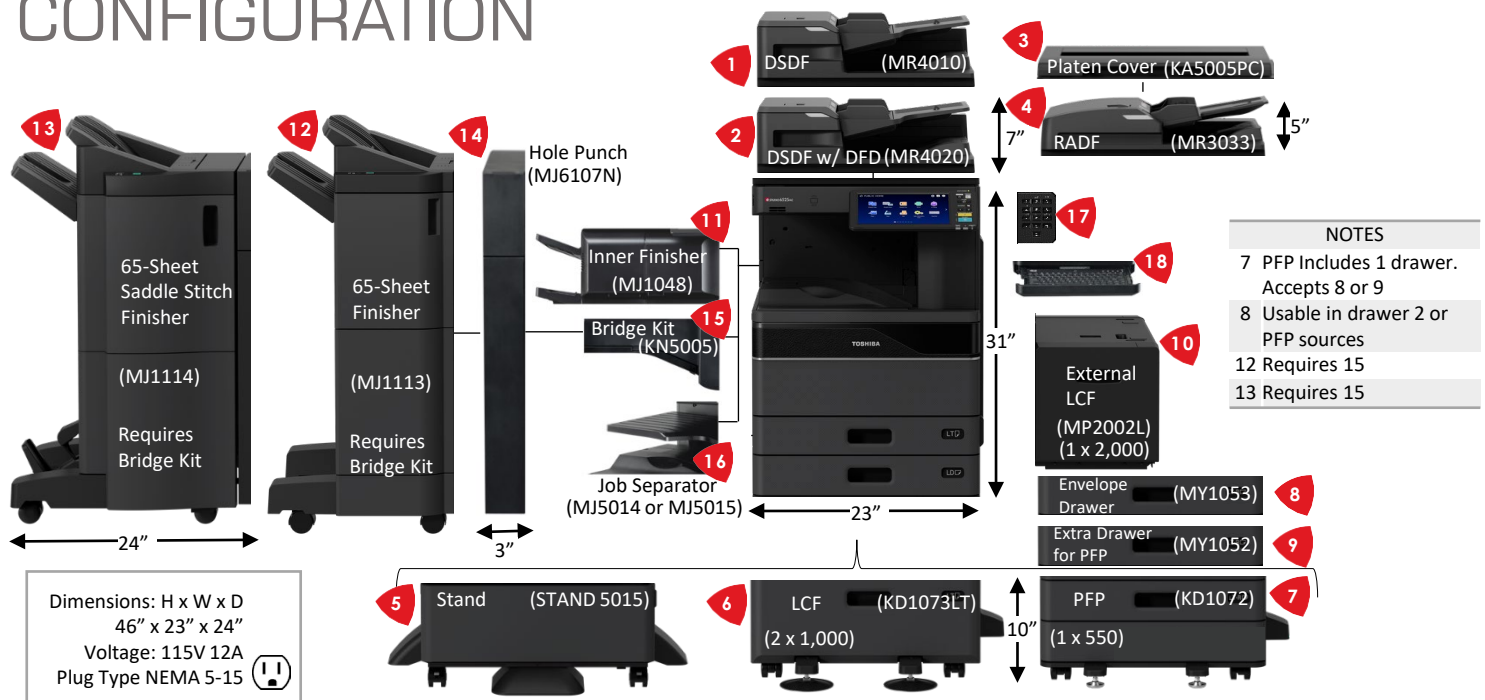
| | | |
|--|--------------|-------------|
| | Power Filter | W250-15-120 |
|--|--------------|-------------|

Supplies*

| | | |
|--|---|------------|
| | Black Cartridge-20K | T478SUR |
| | Black Imaging Unit-60K | OD478SR |
| | 5000 Staples-ES478S Inline Stapler (MJ1044) | STAPLE3800 |

*Ships with 6K Yield Starter Cartridge.

CONFIGURATION



- NOTES**
- 7 PFP Includes 1 drawer. Accepts 8 or 9
 - 8 Usable in drawer 2 or PFP sources
 - 12 Requires 15
 - 13 Requires 15

Dimensions: H x W x D
46" x 23" x 24"
Voltage: 115V 12A
Plug Type NEMA 5-15

Document Feeder & Platen Cover

| | | |
|---|--------------|----------|
| 1 | DSDF | MR4010 |
| 2 | DSDF w/ DFD | MR4020 |
| 3 | Platen Cover | KA5005PC |
| 4 | RADF | MR3033 |

Paper Options & Stand

| | | |
|----|-----------------------|-----------|
| 5 | Stand | STAND5015 |
| 6 | Large Capacity Feeder | KD1073LT |
| 7 | Paper Feed Pedestal | KD1072 |
| 8 | Envelope Cassette | MY1053 |
| 9 | Drawer Module | MY1052 |
| 10 | External LCF | MP2002L |

Finishing Options

| | | |
|----|------------------------------------|---------|
| 11 | 50-Sheet Inner Finisher | MJ1048 |
| | Hole Punch for MJ1048 | MJ6011 |
| 12 | 65-Sheet Console Finisher | MJ1113 |
| 13 | 65-Sheet Saddle Stitch Finisher | MJ1114 |
| 14 | Hole Punch for MJ1113/MJ1114 | MJ6107N |
| 15 | Bridge Kit | KN5005 |
| 16 | Job Separator – e-STUDIO2528A | MJ5014 |
| 16 | Job Separator – eSTUDIO3528A/4528A | MJ5015 |

Fax Options

| | | |
|--|---------------------------------------|------------|
| | Fax Unit (& 2 nd Fax Unit) | GD1370N |
| | IP Fax (GD1370N not required) | GS1100NODE |

Security Options

| | | |
|--|----------------------------------|------------|
| | Security SSD (512GB) +128GB Std. | GE1280 |
| | FIPS HDD (320GB) | GE1260 |
| | IP Sec Enabler | GP1080NODE |
| | Card Reader Holder | GR1320 |

Network / Connectivity Options

| | | |
|--|----------------------------|----------|
| | Wireless LAN/Bluetooth | GN4030A3 |
| | 2 nd NIC Holder | GR1430 |
| | USB Hub | GR1420 |

Software Options

| | | |
|--|------------------------------|------------|
| | Meta Scan Enabler | GS1010NODE |
| | e-BRIDGE Multi-Station Print | GS1090NODE |
| | e-BRIDGE Replicator | GB1550NODE |
| | e-BRIDGE Job Point | GB1560NODE |
| | e-BRIDGE Job Separator | GB1590NODE |
| | e-BRIDGE Job Build | GB1610NODE |
| | e-BRIDGE Global Print | GB2550NODE |
| | e-BRIDGE+ for Exchange | GB2320NODE |
| | e-BRIDGE+ for OneDrive | GB2300NODE |
| | e-BRIDGE+ for SharePoint | GB2310NODE |
| | e-BRIDGE + for Gmail | GB2380NODE |
| | e-BRIDGE + Google Drive | GB2390NODE |
| | e-BRIDGE + for Docuware | GB2430NODE |
| | e-BRIDGE + Voice Guidance | GB2540NODE |
| | Productivity Bundle | GB2330NODE |

Additional Options

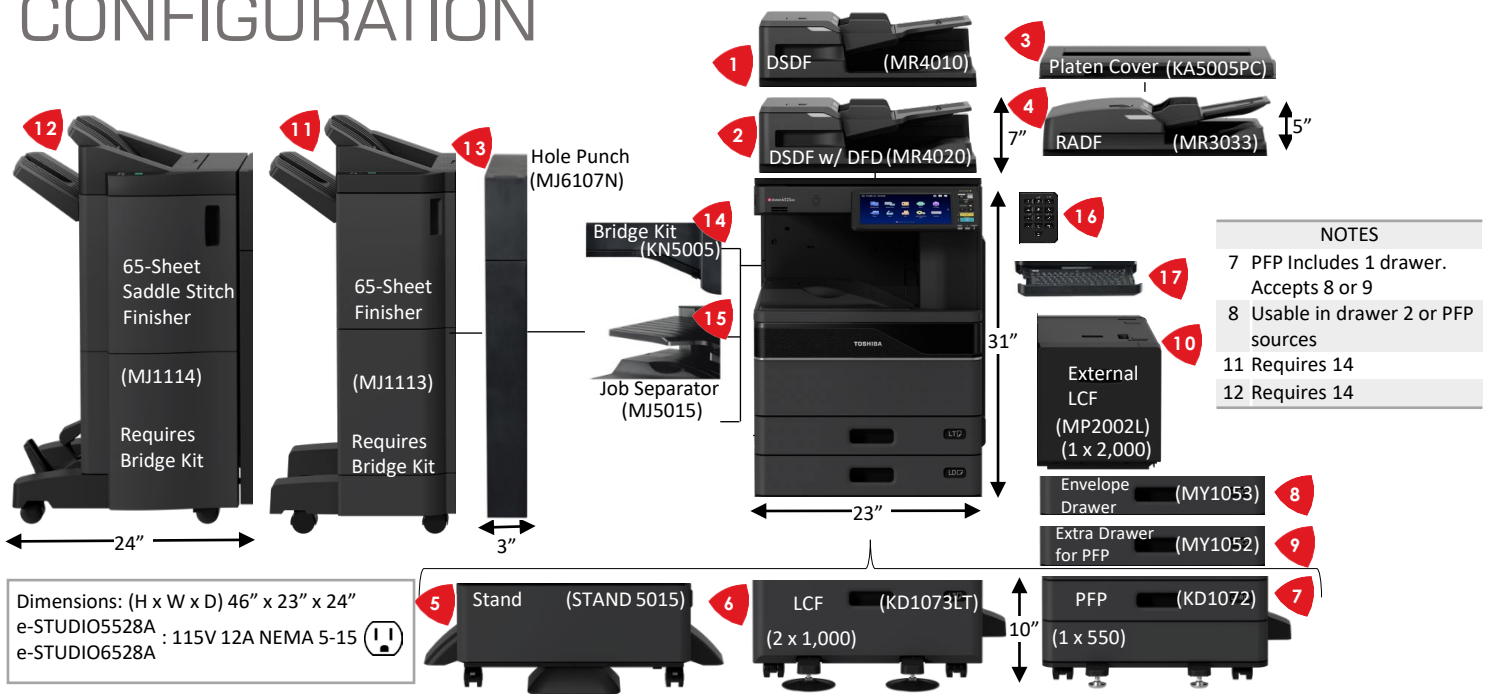
| | | |
|----|-----------------------------|---------------|
| 17 | Panel 10 Key | GR1340 |
| 18 | Accessory Tray | GR1330 |
| | Bluetooth Keyboard | GR9001 |
| | Work Tray (not shown) | KK5005 |
| | Manual Pocket | KK5008 |
| | Accessible Arm | KK2560 |
| | Harness for Coin Controller | GQ1280N |
| | Power Filter, 120V/15A | W-1500-15-120 |

Supplies*

| | | |
|--|--------------------------------|------------|
| | Toner Black 43.9K | T3028U |
| | Staples for Inner Finisher | STAPLE2400 |
| | Staples for 65 Sheet Finishers | STAPLE3900 |
| | Staples for Saddle Stitch | STAPLE3100 |

* Developer not included with MFP

CONFIGURATION



Document Feeder & Platen Cover

| | | |
|---|--------------|----------|
| 1 | DSDF | MR4010 |
| 2 | DSDF w/ DFD | MR4020 |
| 3 | Platen Cover | KA5005PC |
| 4 | RADF | MR3033 |

Paper Options & Stand

| | | |
|----|-----------------------|-----------|
| 5 | Stand | STAND5015 |
| 6 | Large Capacity Feeder | KD1073LT |
| 7 | Paper Feed Pedestal | KD1072 |
| 8 | Envelope Cassette | MY1053 |
| 9 | Drawer Module | MY1052 |
| 10 | External LCF | MP2002L |

Finishing Options

| | | |
|----|---------------------------------|---------|
| 11 | 65-Sheet Console Finisher | MJ1113 |
| 12 | 65-Sheet Saddle Stitch Finisher | MJ1114 |
| 13 | Hole Punch for MJ1113/MJ1114 | MJ6107N |
| 14 | Bridge Kit | KN5005 |
| 15 | Job Separator | MJ5015 |

Fax Options

| | | |
|--|---------------------------------------|------------|
| | Fax Unit (& 2 nd Fax Unit) | GD1370N |
| | IP Fax (GD1370N not required) | GS1100NODE |

Security Options

| | | |
|--|----------------------------------|------------|
| | Security SSD (512GB) +128GB Std. | GE1280 |
| | FIPS HDD (320GB) | GE1260 |
| | IP Sec Enabler | GP1080NODE |
| | Card Reader Holder | GR1320 |

Network / Connectivity Options

| | | |
|--|----------------------------|----------|
| | Wireless LAN/Bluetooth | GN4030A3 |
| | 2 nd NIC Holder | GR1430 |
| | USB Hub | GR1420 |

Software Options

| | | |
|--|------------------------------|------------|
| | Meta Scan Enabler | GS1010NODE |
| | e-BRIDGE Multi-Station Print | GS1090NODE |
| | e-BRIDGE Replicator | GB1550NODE |
| | e-BRIDGE Job Point | GB1560NODE |
| | e-BRIDGE Job Separator | GB1590NODE |
| | e-BRIDGE Job Build | GB1610NODE |
| | e-BRIDGE Global Print | GB2550NODE |
| | e-BRIDGE+ for Exchange | GB2320NODE |
| | e-BRIDGE+ for OneDrive | GB2300NODE |
| | e-BRIDGE+ for SharePoint | GB2310NODE |
| | e-BRIDGE + for Gmail | GB2380NODE |
| | e-BRIDGE + Google Drive | GB2390NODE |
| | e-BRIDGE + for Docuware | GB2430NODE |
| | e-BRIDGE + Voice Guidance | GB2540NODE |
| | Productivity Bundle | GB2330NODE |

Additional Options

| | | |
|----|-----------------------------|--------------|
| 16 | Panel 10 Key | GR1340 |
| 17 | Accessory Tray | GR1330 |
| | Bluetooth Keyboard | GR9001 |
| | Work Tray (not shown) | KK5005 |
| | Manual Pocket | KK5008 |
| | Accessible Arm | KK2560 |
| | Harness for Coin Controller | GQ1280N |
| | Power Filter, 120V/15A | W1500-15-120 |

Supplies*

| | | |
|--|--------------------------------|------------|
| | Toner Black 39.8K | T5528U |
| | Staples for 65 Sheet Finishers | STAPLE3900 |
| | Staples for Saddle Stitch | STAPLE3100 |

CONFIGURATION



MFP Models

| | |
|---------------------------------------|--------------|
| e-STUDIO6529A 65PPM Tandem Drawer MFP | ESTUDIO6529A |
| e-STUDIO7529A 75PPM Tandem Drawer MFP | ESTUDIO7529A |
| e-STUDIO9029A 90PPM Tandem Drawer MFP | ESTUDIO9029A |

Paper Options

| | | |
|---|------------------------------------|---------|
| 1 | 2.5K External LCF | MP2503L |
| 2 | 2K Piggyback LCF (Requires MP2503) | MP2002L |
| 3 | Connector for 2K LCF | KN9000 |

Finishing Options

| | | |
|---|---------------------------------|---------|
| 4 | 65-Sheet Console Finisher | MJ1115 |
| 5 | 65-Sheet Saddle Stitch Finisher | MJ1116 |
| 6 | Hole Punch for MJ1115/MJ1116 | MJ6108N |
| | Exit Tray | KA6551 |
| | Finisher Guide Rail | KN1103 |

Fax Options

| | | |
|--|---------------------------------------|------------|
| | Fax Unit (& 2 nd Fax Unit) | GD1370N |
| | IP Fax (GD1370N not required) | GS1100NODE |

Security Options

| | | |
|--|----------------------------------|------------|
| | Security SSD (512GB) +128GB Std. | GE1280 |
| | FIPS HDD (320GB) | GE1260 |
| | IP Sec Enabler | GP1080NODE |
| | Card Reader Holder | GR1320 |

Network / Connectivity Options

| | | |
|--|----------------------------|----------|
| | Wireless LAN/Bluetooth | GN4030A3 |
| | 2 nd NIC Holder | GR1430 |
| | USB Hub | GR1420 |

Software Options

| | |
|------------------------------|------------|
| Meta Scan Enabler | GS1010NODE |
| e-BRIDGE Multi-Station Print | GS1090NODE |
| e-BRIDGE Replicator | GB1550NODE |
| e-BRIDGE Job Point | GB1560NODE |
| e-BRIDGE Job Separator | GB1590NODE |
| e-BRIDGE Job Build | GB1610NODE |
| e-BRIDGE Global Print | GB2550NODE |
| e-BRIDGE+ for Exchange | GB2320NODE |
| e-BRIDGE+ for OneDrive | GB2300NODE |
| e-BRIDGE+ for SharePoint | GB2310NODE |
| e-BRIDGE + for Gmail | GB2380NODE |
| e-BRIDGE + Google Drive | GB2390NODE |
| e-BRIDGE + for Docuware | GB2430NODE |
| e-BRIDGE + Voice Guidance | GB2540NODE |
| Productivity Bundle | GB2330NODE |

Additional Options

| | |
|-----------------------------|--------------|
| Panel 10 Key | GR1340 |
| Accessory Tray | GR1330 |
| Bluetooth Keyboard | GR9001 |
| Manual Pocket | KK5008 |
| Accessible Arm | KK2560 |
| Harness for Coin Controller | GQ1280N |
| Power Filter, 120V/20A | W2000-20-120 |

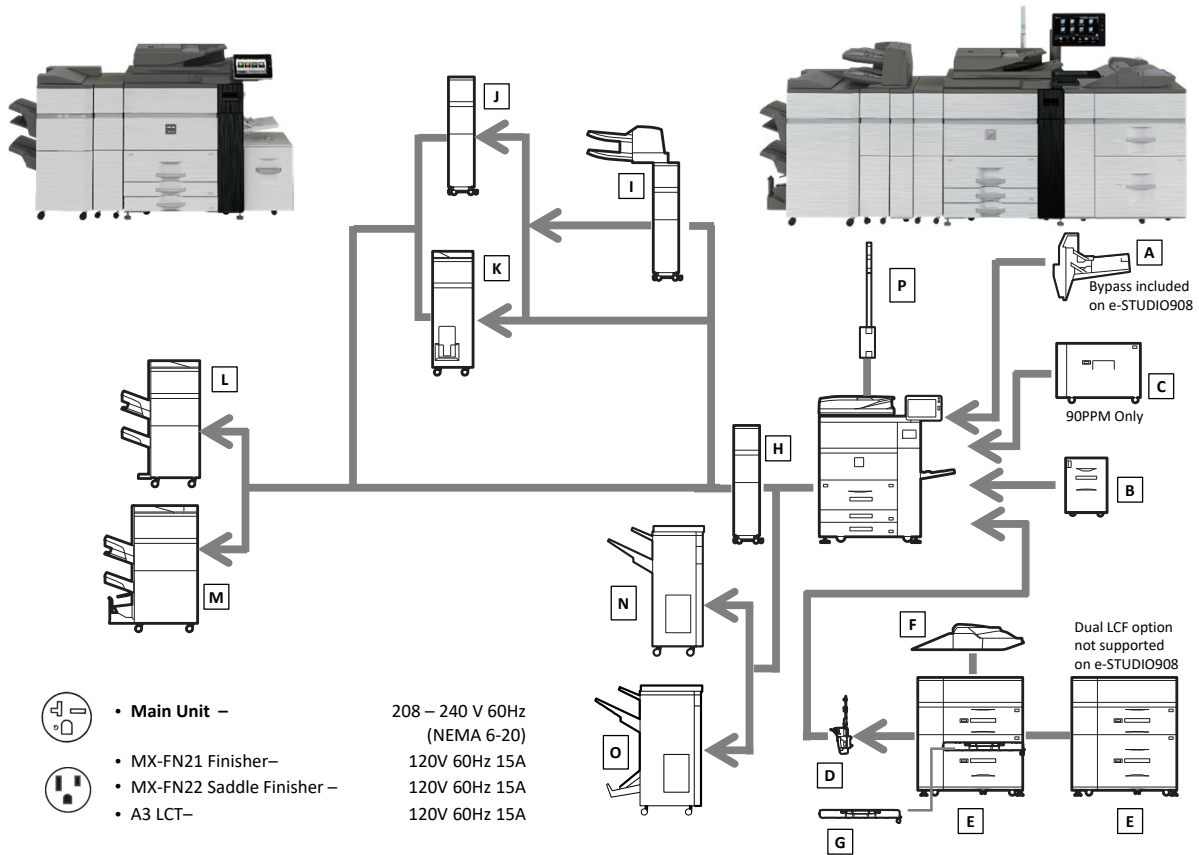
Supplies*

| | |
|--------------------------------|------------|
| Toner Black 106.6K | T9029U |
| Staples for 65 Sheet Finishers | STAPLE3900 |
| Staples for Saddle Stitch | STAPLE3100 |

e-STUDIO™ 908/1058/1208 Configuration Worksheet


e-STUDIO 908

e-STUDIO 1058/1208



| ✓ | Base Unit | DESCRIPTION | Length | Comments |
|---|-------------------------|------------------------|------------------------------|---|
| | e-STUDIO908 | 90PPM DIGITAL MFP | 34" | Includes Print & Scan with Genuine Adobe PostScript 3 (220V NEMA 6-20R) |
| | e-STUDIO1058 | 105PPM DIGITAL MFP | 34" | Includes Print & Scan with Genuine Adobe PostScript 3 (220V NEMA 6-20R) |
| | e-STUDIO1208 | 120PPM DIGITAL MFP | 34" | Includes Print & Scan with Genuine Adobe PostScript 3 (220V NEMA 6-20R) |
| ✓ | Fax Option (90PPM Only) | | | |
| | MX-FX15 | FAX EXPANSION KIT | | Fax Expansion Kit (Only fits e-STUDIO908) |
| ✓ | Paper Options | | | |
| | A | MX-MFX1 | BYPASS TRAY FOR MAIN UNIT | Required for e-STUDIO1058/1208, except when adding MX-LC13 A3 LCT (E) |
| | B | MX-LC12 | A4LCC | Fits all 3 models, Requires MX-MFX1 Bypass Tray for Main Unit (A) |
| | C | MX-LCX3N | A3LCC | Only fits 90ppm e-STUDIO908, Requires MX-MFX1 Bypass Tray for Main Unit (A) |
| | D | MX-RB16 | RELAY UNIT FOR LCT | Required to add MX-LC13 A3 LCT (E) |
| | E | MX-LC13 | A3LCT (with Air Feed Assist) | Requires MX-RB16 RELAY UNIT FOR LCT (D) (Requires 110V, 15A connection) |
| | F | MX-MF11 | BYPASS TRAY FOR A3LCT | Requires MX-RB16 RELAY UNIT FOR LCT (D) and MX-LC13 A3LCT (E) |
| | G | MX-RB17 | CONNECTION KIT FOR LCT | Use when joining two MX-LC13 A3LCT (E) |
| ✓ | Finishing Options | | | |
| | H | MX-RB18 | CURL CORRECTION UNIT | Required for all finisher accessories, except MX-FN30 (O) & MX-FN31 (P) |
| | I | MX-CF11 | INSERTER | Requires MX-RB18 Curl Correction Unit (H). Also requires MX-RB13 (J) or MX-FD10 (K) |
| | J | MX-RB13 | RELAY UNIT | Required with MX-ST10 (N) or MX-CF11 (I) except when using MX-FD10 Paper Folding Unit (K) |
| | K | MX-FD10 | PAPER FOLDING UNIT | Requires MX-RB18 Curl Correction Unit (H) & either 100 sheet finisher option (L or M) |
| | L | MX-FN21 | 100 STAPLE FN | Requires MX-RB18 Curl Correction Unit (H), (Requires 110V, 15A connection) |
| | M | MX-FN22 | 100 STAPLE SADDLE STITCH FN | Requires MX-RB18 Curl Correction Unit (H), (Requires 110V, 15A connection) |
| | | MX-PN13B | PUNCH UNIT FOR FN21/22 | Requires either MX-FN21 (L) or MX-FN22 (M). Resides inside finisher |
| | | MX-TM10 | TRIMMER UNIT FOR MX-FN22 | Requires MX-FN22 Saddle Finisher (M). Resides inside finisher |
| | N | MX-FN30 | 65 STAPLE FN | Only fits e-STUDIO908 |
| | O | MX-FN31 | 65 STAPLE SADDLE STITCH FN | Only fits e-STUDIO908 |
| | | MX-PN16B | PUNCH UNIT FOR FN30/31 | Requires either MX-FN30 (O) or MX-FN31 (P). Resides inside finisher |
| ✓ | Other Options | | | |
| | P | MX-SL10N | STATUS INDICATOR | Provides visual indication of device status |
| ✓ | Supplies | | | |
| | T1207U | Toner 120K Yield | | Not Included with Main unit |
| | 6LS00016000 | Developer 1,000K Yield | | Not Included with Main unit |

CONFIGURATION



| Configuration Heights | |
|----------------------------------|-------|
| Base Unit (MFP) | 25" |
| MFP + 1 PFU or Spacer + Caster | 36" |
| MFP + 2 PFUs or Spacers + Caster | 40.7" |
| MFP + LCF | 40.7" |
| MFP + 3 PFUs or Spacers + Caster | 45.5" |
| MFP + 1 PFU or Spacer + LCF | 45.5" |

Paper Feed, Finishing & Stands

| | | |
|---|-----------------------|----------|
| 1 | Paper Feed Unit | MY1050 |
| 2 | Large Capacity Feeder | KD1071 |
| 3 | Spacer | GR1380 |
| 4 | Caster Base | GR1390 |
| 5 | Stand | STAND400 |
| 6 | Offline Stapler | MJ1047 |

Additional Options

| | | |
|----|-------------------------|-------------|
| 7 | Panel 10 Key | GR1340 |
| | Fax Unit | GD1370N |
| | IP Fax | GS1100NODE |
| | Wireless LAN/Bluetooth | GN4030 |
| ** | Embedded OCR | GS1110NODE |
| | Multi-Station Print | GS1090 |
| | IP Sec Enabler | GP1080 |
| | FIPS HDD | GE1230 |
| | Hardcopy Security Print | GP1190 |
| | Card Reader Holder | GR1400 |
| | Coin Controller Harness | GQ1280N |
| | Power Filter, 120V/15A | W250-15-120 |

** May require firmware update

Software Options

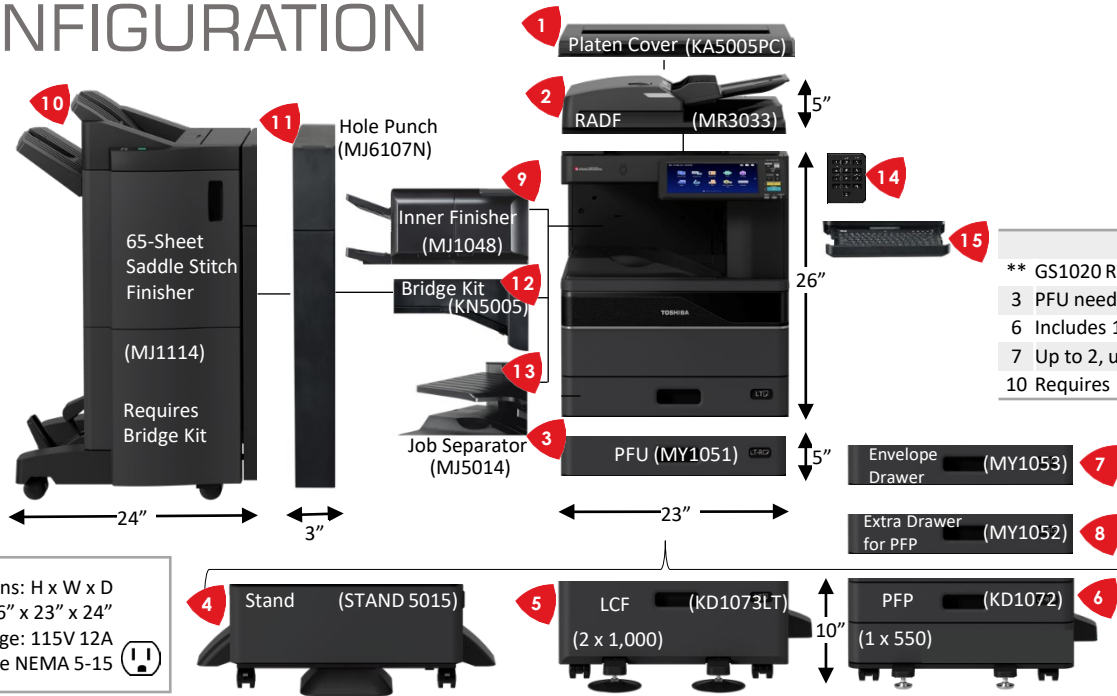
| | |
|--------------------------|------------|
| e-BRIDGE Replicator | GB1550NODE |
| e-BRIDGE Job Point | GB1560NODE |
| e-BRIDGE Job Separator | GB1590NODE |
| e-BRIDGE Job Build | GB1610NODE |
| e-BRIDGE+ for Exchange | GB2320NODE |
| e-BRIDGE+ for OneDrive | GB2300NODE |
| e-BRIDGE+ for SharePoint | GB2310NODE |
| e-BRIDGE + for Gmail | GB2380NODE |
| e-BRIDGE + Google Drive | GB2390NODE |
| e-BRIDGE + for Docuware | GB2430NODE |
| Productivity Bundle | GB2330NODE |
| Unicode Font Enabler | GS1007 |
| Meta Scan Enabler | GS1010 |

Supplies*

| | |
|---------------------|------------|
| Toner Black 18.4K | TFC330UK |
| Toner Cyan 17.4K | TFC330UC |
| Toner Magenta 17.4K | TFC330UM |
| Toner Yellow 17.4K | TFC330UY |
| Staples | STAPLE3700 |

* Ships with Full Developer + Starter Toner (6K Black, 2K CMY)

CONFIGURATION



| NOTES | |
|-------|------------------------------------|
| ** | GS1020 Required for Many Solutions |
| 3 | PFU needed for 4, 5, 6 or 10 |
| 6 | Includes 1 drawer. Accepts 7 or 8 |
| 7 | Up to 2, useable in PFP (6) only |
| 10 | Requires 12 |

Dimensions: H x W x D
46" x 23" x 24"
Voltage: 115V 12A
Plug Type NEMA 5-15

Document Feeder & Platen Cover

| | | |
|---|--------------|----------|
| 1 | Platen Cover | KA5005PC |
| 2 | RADF | MR3033 |

Paper Options & Stand

| | | |
|---|-----------------------|-----------|
| 3 | Paper Feed Unit | MY1051 |
| 4 | Stand | STAND5015 |
| 5 | Large Capacity Feeder | KD1073LT |
| 6 | Paper Feed Pedestal | KD1072 |
| 7 | Envelope Cassette | MY1053 |
| 8 | Drawer Module | MY1052 |

Finishing Options

| | | |
|----|---------------------------------|---------|
| 9 | 50-Sheet Inner Finisher | MJ1048 |
| | Hole Punch for MJ1048 | MJ6011 |
| 10 | 65-Sheet Saddle Stitch Finisher | MJ1114 |
| 11 | Hole Punch for MJ1113/MJ1114 | MJ6107N |
| 12 | Bridge Kit | KN5005 |
| 13 | Job Separator | MJ5014 |

Fax Options

| | | |
|--|---------------------------------------|------------|
| | Fax Unit (& 2 nd Fax Unit) | GD1370N |
| | IP Fax (GD1370N not required) | GS1100NODE |

Security Options

| | | |
|--|----------------------------------|------------|
| | Security SSD (512GB) +128GB Std. | GE1280 |
| | FIPS HDD (320GB) | GE1260 |
| | IP Sec Enabler | GP1080NODE |
| | Hardcopy Security Print | GP1190NODE |
| | Card Reader Holder | GR1320 |

Network / Connectivity Options

| | | |
|--|----------------------------|----------|
| | Wireless LAN/Bluetooth | GN4030A3 |
| | 2 nd NIC Holder | GR1430 |
| | USB Hub | GR1420 |

Software Options

| | | |
|----|------------------------------|------------|
| ** | External Interface Enabler | GS1020NODE |
| | Meta Scan Enabler | GS1010NODE |
| | e-BRIDGE Multi-Station Print | GS1090NODE |
| | e-BRIDGE Replicator | GB1550NODE |
| | e-BRIDGE Job Point | GB1560NODE |
| | e-BRIDGE Job Separator | GB1590NODE |
| | e-BRIDGE Job Build | GB1610NODE |
| | e-BRIDGE Global Print | GB2550NODE |
| | e-BRIDGE+ for Exchange | GB2320NODE |
| | e-BRIDGE+ for OneDrive | GB2300NODE |
| | e-BRIDGE+ for SharePoint | GB2310NODE |
| | e-BRIDGE + for Gmail | GB2380NODE |
| | e-BRIDGE + Google Drive | GB2390NODE |
| | e-BRIDGE + for Docuware | GB2430NODE |
| | e-BRIDGE + Voice Guidance | GB2540NODE |
| | Productivity Bundle | GB2330NODE |

Additional Options

| | | |
|----|-----------------------------|--------------|
| 14 | Panel 10 Key | GR1340 |
| 15 | Accessory Tray | GR1330 |
| | Bluetooth Keyboard | GR9001 |
| | Work Tray (not shown) | KK5005 |
| | Manual Pocket | KK5008 |
| | Accessible Arm | KK2560 |
| | Harness for Coin Controller | GQ1280N |
| | Power Filter, 120V/15A | W1500-15-120 |

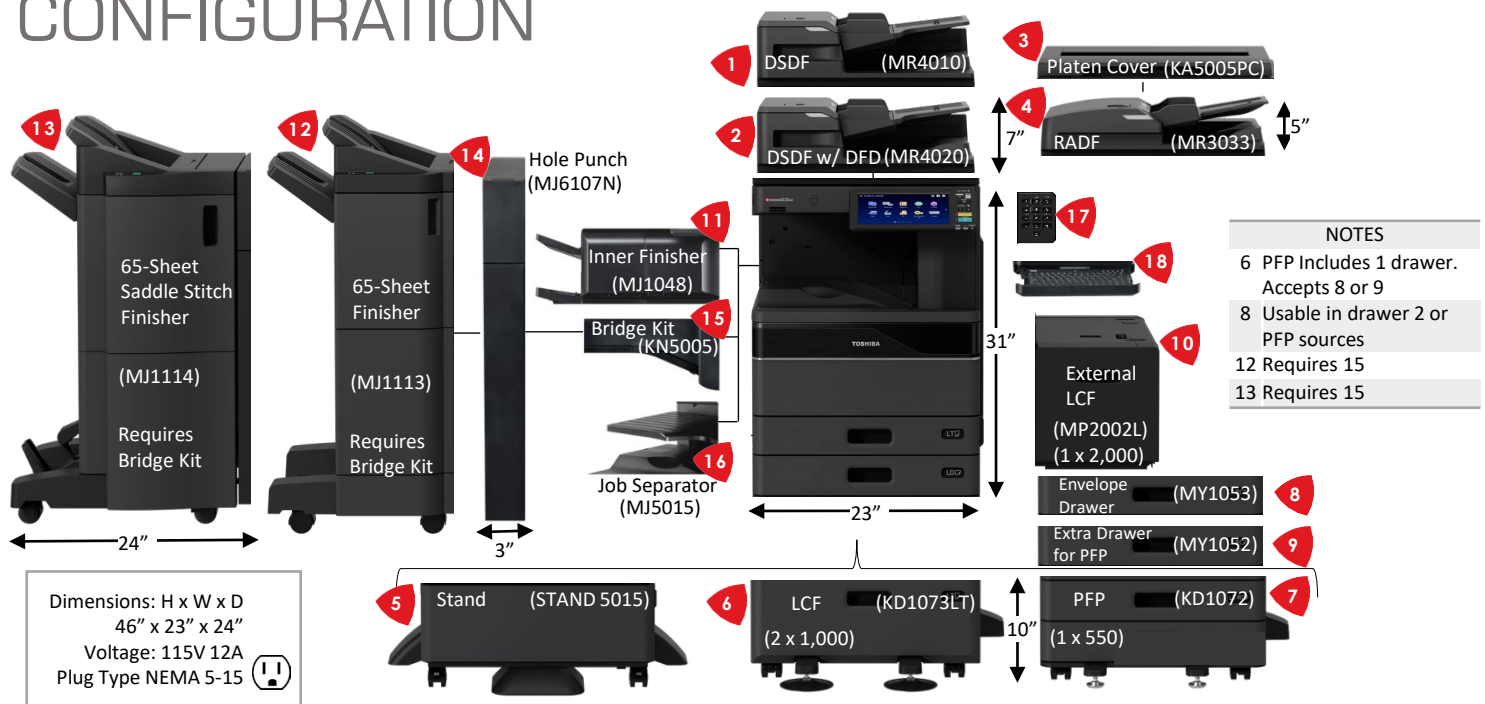
Supplies*

| | | |
|--|--------------------------------|------------|
| | Toner Black 39.8K | TFC220UK |
| | Toner Cyan 38K | TFC220UC |
| | Toner Magenta 38K | TFC220UM |
| | Toner Yellow 38K | TFC220UY |
| | Staples for Inner Finisher | STAPLE2400 |
| | Staples for 65 Sheet Finishers | STAPLE3900 |
| | Staples for Saddle Stitch | STAPLE3100 |

* Ships with Full Developer

e-STUDIO2525AC/3025AC/3525AC/4525AC

CONFIGURATION



| NOTES | |
|-------|---------------------------------------|
| 6 | PFP Includes 1 drawer. Accepts 8 or 9 |
| 8 | Usable in drawer 2 or PFP sources |
| 12 | Requires 15 |
| 13 | Requires 15 |

Dimensions: H x W x D
46" x 23" x 24"
Voltage: 115V 12A
Plug Type NEMA 5-15

Document Feeder & Platen Cover

| | | |
|---|--------------|----------|
| 1 | DSDF | MR4010 |
| 2 | DSDF w/ DFD | MR4020 |
| 3 | Platen Cover | KA5005PC |
| 4 | RADF | MR3033 |

Paper Options & Stand

| | | |
|----|-----------------------|-----------|
| 5 | Stand | STAND5015 |
| 6 | Large Capacity Feeder | KD1073LT |
| 7 | Paper Feed Pedestal | KD1072 |
| 8 | Envelope Cassette | MY1053 |
| 9 | Drawer Module | MY1052 |
| 10 | External LCF | MP2002L |

Finishing Options

| | | |
|----|---------------------------------|---------|
| 11 | 50-Sheet Inner Finisher | MJ1048 |
| | Hole Punch for MJ1048 | MJ6011 |
| 12 | 65-Sheet Console Finisher | MJ1113 |
| 13 | 65-Sheet Saddle Stitch Finisher | MJ1114 |
| 14 | Hole Punch for MJ1113/MJ1114 | MJ6107N |
| 15 | Bridge Kit | KN5005 |
| 16 | Job Separator | MJ5015 |

Fax Options

| | | |
|--|---------------------------------------|------------|
| | Fax Unit (& 2 nd Fax Unit) | GD1370N |
| | IP Fax (GD1370N not required) | GS1100NODE |

Security Options

| | | |
|--|----------------------------------|------------|
| | Security SSD (512GB) +128GB Std. | GE1280 |
| | FIPS HDD (320GB) | GE1260 |
| | IP Sec Enabler | GP1080NODE |
| | Hardcopy Security Print | GP1190NODE |
| | Card Reader Holder | GR1320 |

Network / Connectivity Options

| | | |
|--|----------------------------|----------|
| | Wireless LAN/Bluetooth | GN4030A3 |
| | 2 nd NIC Holder | GR1430 |
| | USB Hub | GR1420 |

Software Options

| | | |
|--|------------------------------|------------|
| | Meta Scan Enabler | GS1010NODE |
| | e-BRIDGE Multi-Station Print | GS1090NODE |
| | e-BRIDGE Replicator | GB1550NODE |
| | e-BRIDGE Job Point | GB1560NODE |
| | e-BRIDGE Job Separator | GB1590NODE |
| | e-BRIDGE Job Build | GB1610NODE |
| | e-BRIDGE Global Print | GB2550NODE |
| | e-BRIDGE+ for Exchange | GB2320NODE |
| | e-BRIDGE+ for OneDrive | GB2300NODE |
| | e-BRIDGE+ for SharePoint | GB2310NODE |
| | e-BRIDGE + for Gmail | GB2380NODE |
| | e-BRIDGE + Google Drive | GB2390NODE |
| | e-BRIDGE + for Docuware | GB2430NODE |
| | e-BRIDGE + Voice Guidance | GB2540NODE |
| | Productivity Bundle | GB2330NODE |

Additional Options

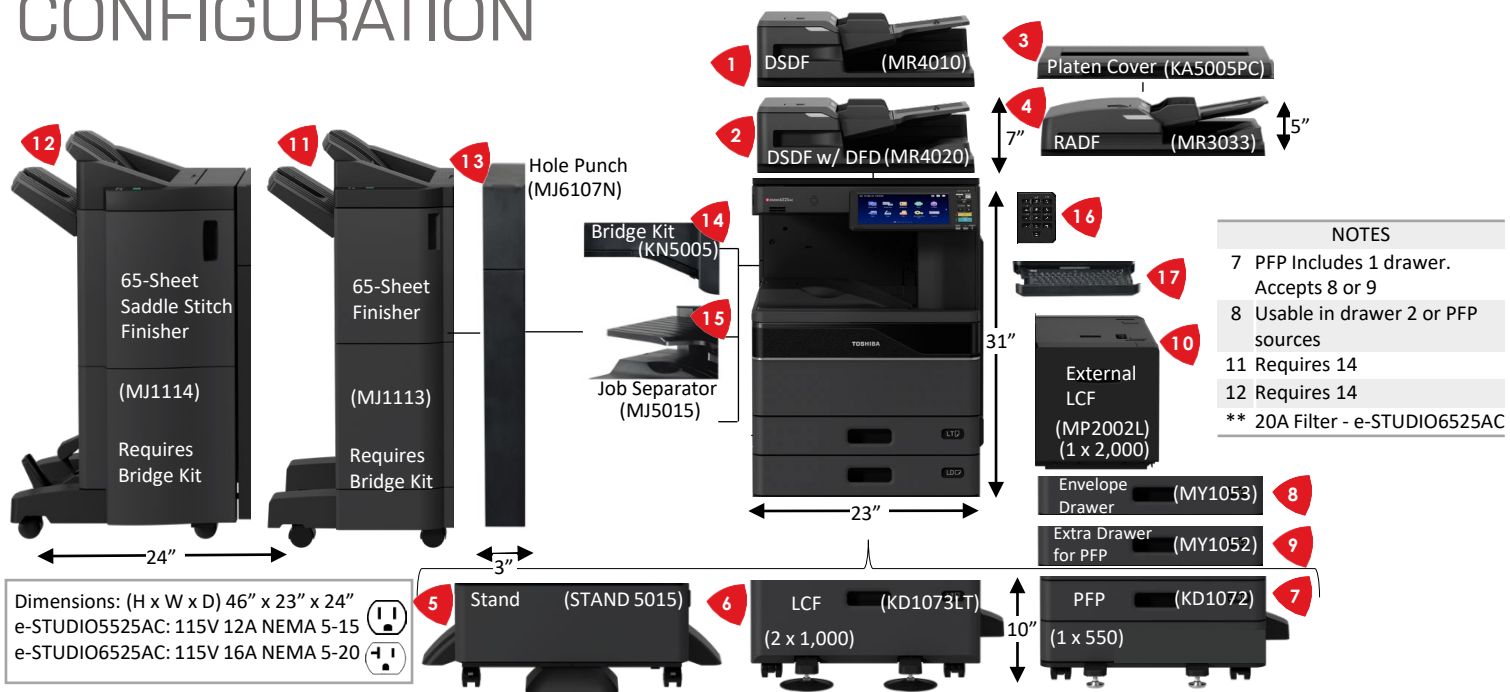
| | | |
|----|-----------------------------|--------------|
| 17 | Panel 10 Key | GR1340 |
| 18 | Accessory Tray | GR1330 |
| | Bluetooth Keyboard | GR9001 |
| | Work Tray (not shown) | KK5005 |
| | Manual Pocket | KK5008 |
| | Accessible Arm | KK2560 |
| | Harness for Coin Controller | GQ1280N |
| | Power Filter, 120V/15A | W1500-15-120 |

Supplies*

| | | |
|--|--------------------------------|------------|
| | Toner Black 39.8K | TFC425UK |
| | Toner Cyan 38K | TFC425UC |
| | Toner Magenta 38K | TFC425UM |
| | Toner Yellow 38K | TFC425UY |
| | Staples for Inner Finisher | STAPLE2400 |
| | Staples for 65 Sheet Finishers | STAPLE3900 |
| | Staples for Saddle Stitch | STAPLE3100 |

* Ships with Full Developer

CONFIGURATION



Dimensions: (H x W x D) 46" x 23" x 24"
 e-STUDIO5525AC: 115V 12A NEMA 5-15
 e-STUDIO6525AC: 115V 16A NEMA 5-20

NOTES
 7 PFP Includes 1 drawer. Accepts 8 or 9
 8 Usable in drawer 2 or PFP sources
 11 Requires 14
 12 Requires 14
 ** 20A Filter - e-STUDIO6525AC

Document Feeder & Platen Cover

| | | |
|---|--------------|----------|
| 1 | DSDF | MR4010 |
| 2 | DSDF w/ DFD | MR4020 |
| 3 | Platen Cover | KA5005PC |
| 4 | RADF | MR3033 |

Paper Options & Stand

| | | |
|----|-----------------------|-----------|
| 5 | Stand | STAND5015 |
| 6 | Large Capacity Feeder | KD1073LT |
| 7 | Paper Feed Pedestal | KD1072 |
| 8 | Envelope Cassette | MY1053 |
| 9 | Drawer Module | MY1052 |
| 10 | External LCF | MP2002L |

Finishing Options

| | | |
|----|---------------------------------|---------|
| 11 | 65-Sheet Console Finisher | MJ1113 |
| 12 | 65-Sheet Saddle Stitch Finisher | MJ1114 |
| 13 | Hole Punch for MJ1113/MJ1114 | MJ6107N |
| 14 | Bridge Kit | KN5005 |
| 15 | Job Separator | MJ5015 |

Fax Options

| | | |
|--|---------------------------------------|------------|
| | Fax Unit (& 2 nd Fax Unit) | GD1370N |
| | IP Fax (GD1370N not required) | GS1100NODE |

Security Options

| | | |
|--|----------------------------------|------------|
| | Security SSD (512GB) +128GB Std. | GE1280 |
| | FIPS HDD (320GB) | GE1260 |
| | IP Sec Enabler | GP1080NODE |
| | Hardcopy Security Print | GP1190NODE |
| | Card Reader Holder | GR1320 |

Network / Connectivity Options

| | | |
|--|----------------------------|----------|
| | Wireless LAN/Bluetooth | GN4030A3 |
| | 2 nd NIC Holder | GR1430 |
| | USB Hub | GR1420 |

Software Options

| | | |
|--|------------------------------|------------|
| | Meta Scan Enabler | GS1010NODE |
| | e-BRIDGE Multi-Station Print | GS1090NODE |
| | e-BRIDGE Replicator | GB1550NODE |
| | e-BRIDGE Job Point | GB1560NODE |
| | e-BRIDGE Job Separator | GB1590NODE |
| | e-BRIDGE Job Build | GB1610NODE |
| | e-BRIDGE Global Print | GB2550NODE |
| | e-BRIDGE+ for Exchange | GB2320NODE |
| | e-BRIDGE+ for OneDrive | GB2300NODE |
| | e-BRIDGE+ for SharePoint | GB2310NODE |
| | e-BRIDGE + for Gmail | GB2380NODE |
| | e-BRIDGE + Google Drive | GB2390NODE |
| | e-BRIDGE + for Docuware | GB2430NODE |
| | e-BRIDGE + Voice Guidance | GB2540NODE |
| | Productivity Bundle | GB2330NODE |

Additional Options

| | | |
|----|-----------------------------|--------------|
| 16 | Panel 10 Key | GR1340 |
| 17 | Accessory Tray | GR1330 |
| | Bluetooth Keyboard | GR9001 |
| | Work Tray (not shown) | KK5005 |
| | Manual Pocket | KK5008 |
| | Accessible Arm | KK2560 |
| | Harness for Coin Controller | GQ1280N |
| | Power Filter, 120V/15A | W1500-15-120 |
| ** | Power Filter, 120V/20A | W2000-20-120 |

Supplies*

| | | |
|--|--------------------------------|------------|
| | Toner Black 39.8K | TFC425UK |
| | Toner Cyan 38K | TFC425UC |
| | Toner Magenta 38K | TFC425UM |
| | Toner Yellow 38K | TFC425UY |
| | Staples for 65 Sheet Finishers | STAPLE3900 |
| | Staples for Saddle Stitch | STAPLE3100 |

* Ships with Full Developer

CONFIGURATION



MFP Models

| | |
|-----------------------------------|----------------|
| e-STUDIO6527AC 4-Drawer Version | ESTUDIO6527AC |
| e-STUDIO6527AC Tandem LCF Version | ESTUDIO6527ACT |
| e-STUDIO7527AC 4-Drawer Version | ESTUDIO7527AC |
| e-STUDIO7527AC Tandem LCF Version | ESTUDIO7527ACT |

Paper Options

| | | |
|---|------------------------------------|---------|
| 1 | 2.5K External LCF | MP2503L |
| 2 | 2K Piggyback LCF (Requires MP2503) | MP2002L |
| 3 | Connector for 2K LCF | KN9000 |

Finishing Options

| | | |
|---|---------------------------------|---------|
| 4 | 65-Sheet Console Finisher | MJ1115 |
| 5 | 65-Sheet Saddle Stitch Finisher | MJ1116 |
| 6 | Hole Punch for MJ1115/MJ1116 | MJ6108N |
| | Exit Tray | KA6551 |
| | Finisher Guide Rail | KN1103 |

Fax Options

| | | |
|--|---------------------------------------|------------|
| | Fax Unit (& 2 nd Fax Unit) | GD1370N |
| | IP Fax (GD1370N not required) | GS1100NODE |

Security Options

| | | |
|--|----------------------------------|------------|
| | Security SSD (512GB) +128GB Std. | GE1280 |
| | FIPS HDD (320GB) | GE1260 |
| | IP Sec Enabler | GP1080NODE |
| | Hardcopy Security Print | GP1190NODE |
| | Card Reader Holder | GR1320 |

Network / Connectivity Options

| | | |
|--|----------------------------|----------|
| | Wireless LAN/Bluetooth | GN4030A3 |
| | 2 nd NIC Holder | GR1430 |
| | USB Hub | GR1420 |

Software Options

| | | |
|--|------------------------------|------------|
| | Meta Scan Enabler | GS1010NODE |
| | e-BRIDGE Multi-Station Print | GS1090NODE |
| | e-BRIDGE Replicator | GB1550NODE |
| | e-BRIDGE Job Point | GB1560NODE |
| | e-BRIDGE Job Separator | GB1590NODE |
| | e-BRIDGE Job Build | GB1610NODE |
| | e-BRIDGE Global Print | GB2550NODE |
| | e-BRIDGE+ for Exchange | GB2320NODE |
| | e-BRIDGE+ for OneDrive | GB2300NODE |
| | e-BRIDGE+ for SharePoint | GB2310NODE |
| | e-BRIDGE + for Gmail | GB2380NODE |
| | e-BRIDGE + Google Drive | GB2390NODE |
| | e-BRIDGE + for Docuware | GB2430NODE |
| | e-BRIDGE + Voice Guidance | GB2540NODE |
| | Productivity Bundle | GB2330NODE |

Additional Options
































| | | |
|--|-----------------------------|--------------|
| | Panel 10 Key | GR1340 |
| | Accessory Tray | GR1330 |
| | Bluetooth Keyboard | GR9001 |
| | Manual Pocket | KK5008 |
| | Accessible Arm | KK2560 |
| | Harness for Coin Controller | GQ1280N |
| | Power Filter, 120V/20A | W2000-20-120 |

Supplies*

| | | |
|--|--------------------------------|------------|
| | Toner Black 106.6K | TFC727UK |
| | Toner Cyan 39.2K | TFC727UC |
| | Toner Magenta 39.2K | TFC727UM |
| | Toner Yellow 39.2K | TFC727UY |
| | Staples for 65 Sheet Finishers | STAPLE3900 |
| | Staples for Saddle Stitch | STAPLE3100 |

* Ships with Full Developer

TOSHIBA MFP Line-up

| A3 Small Workgroup Monochrome | | | | | | | |
|-------------------------------|---|--|---|--|---|---|---|
| Model |  e-STUDIO 2822AM |  e-STUDIO 2822AF |  e-STUDIO 2823AM |  e-STUDIO 2329A |  e-STUDIO 2829A | | |
| Color or Monochrome | Monochrome | Monochrome | Monochrome | Monochrome | Monochrome | | |
| Functions | Copy, Print, Scan | Copy, Print, Scan, Fax | Copy, Print, Scan | Copy, Print, Scan, opt. Fax | Copy, Print, Scan, opt. Fax | | |
| Print Speed | 28PPM | 28PPM | 28PPM | 23PPM | 28PPM | | |
| Document Feeder | 100 Sheet RADF Std. | 100 Sheet RADF Std. | Opt. 100 Sheet RADF or Platen Cover | Opt. 100 Sheet RADF or Platen Cover | Opt. 100 Sheet RADF or Platen Cover | | |
| Paper Capacity - Std./Max. | 300 | 300 | 350/600 | 350/1,700 | 350/1,700 | | |
| Max. Paper Size | 11" x 17" (bypass) | 11" x 17" (bypass) | 11" x 17" | 11" x 17" | 11" x 17" | | |
| PDL Support | PCL | PCL | PCL | PCL/Opt. PS3 | PCL/Opt. PS3 | | |
| Memory - Std./Max | 512MB | 512MB | 512MB | 512MB/1GB | 512MB/1GB | | |
| HDD | N/A | N/A | N/A | N/A | N/A | | |
| MCV | 64K | 64K | 64K | 64K | 64K | | |
| Toner Yield | 14.6K @ 6% | 14.6K @ 6% | 14.6K @ 6% | 14.6K @ 6% | 14.6K @ 6% | | |
| A4 Color & Monochrome | | | | | | | |
| Model |  e-STUDIO 4095 |  e-STUDIO 4785 |  e-STUDIO 330AC |  e-STUDIO 400AC | | | |
| Color or Monochrome | Monochrome | Monochrome | Color | Color | | | |
| Functions | Copy, Print, Scan, Fax | Copy, Print, Scan, Fax | Copy, Print, Scan, Fax | Copy, Print, Scan, Fax | | | |
| Print Speed | 42PPM | 50PPM | 35PPM | 42PPM | | | |
| Document Feeder | 50 Sheet DSDF Std. | 100 Sheet DSDF Std. | 100 Sheet DSDF Std. | 100 Sheet DSDF Std. | | | |
| Paper Capacity - Std./Max. | 350/900 | 650/2,300 | 650/3,200 | 650/3,200 | | | |
| Max. Paper Size | 8.5" x 14" | 8.5" x 14" | 8.5" x 14" | 8.5" x 14" | | | |
| PDL Support | PCL/PS3 | PCL/PS3 | PCL/PS3 | PCL/PS3 | | | |
| Memory - Std./Max | 512MB | 2GB/4GB | 2GB | 4GB | | | |
| HDD | N/A | 500GB | 320GB | 320GB | | | |
| MCV | 80K | 175K | 150K | 150K | | | |
| Toner Yield | 20K @5% | 20K @5% | 17.4K @5% (CMY) 18.4K @5% (Black) | 17.4K @5% (CMY) 18.4K @5% (Black) | | | |
| A3 Workgroup Monochrome | | | | | | | |
| Model |  e-STUDIO 2528A |  e-STUDIO 3528A |  e-STUDIO 4528A |  e-STUDIO 5528A |  e-STUDIO 6528A | | |
| Color or Monochrome | Monochrome | Monochrome | Monochrome | Monochrome | Mono/Erasable | | |
| Functions | Copy, Print, Scan, opt. Fax | Copy, Print, Scan, opt. Fax | Copy, Print, Scan, opt. Fax | Copy, Print, Scan, opt. Fax | Copy, Print, Scan, opt. Fax | | |
| Print Speed | 25PPM | 35PPM | 45PPM | 55PPM | 65PPM | | |
| Document Feeder | Opt. 300 Sheet DSDF, DSDF w/DFD, 100 Sheet RADF or Platen Cover | Opt. 300 Sheet DSDF, DSDF w/DFD, 100 Sheet RADF or Platen Cover | Opt. 300 Sheet DSDF, DSDF w/DFD, 100 Sheet RADF or Platen Cover | Opt. 300 Sheet DSDF, DSDF w/DFD, 100 Sheet RADF or Platen Cover | Opt. 300 Sheet DSDF, DSDF w/DFD, 100 Sheet RADF or Platen Cover | | |
| Paper Capacity - Std./Max. | 1,200/5,200 | 1,200/5,200 | 1,200/5,200 | 1,200/5,200 | 1,200/5,200 | | |
| Max. Paper Size | 12" x 18" | 12" x 18" | 12" x 18" | 12" x 18" | 12" x 18" | | |
| PDL Support | PCL/PS3 | PCL/PS3 | PCL/PS3 | PCL/PS3 | PCL/PS3 | | |
| Memory - Std./Max | 4GB | 4GB | 4GB | 6GB | 6GB | | |
| HDD | 128GB SSD/640GB | 128GB SSD/640GB | 128GB SSD/640GB | 128GB SSD/640GB | 128GB SSD/640GB | | |
| MCV | 120K | 125K | 150K | 223K | 243K | | |
| Toner Yield | 43.9K @5% | 43.9K @5% | 43.9K @5% | 39.8K @5% | 39.8K @5% | | |
| A3 Workgroup Color | | | | | | | |
| Model |  e-STUDIO 2520AC |  e-STUDIO 2525AC |  e-STUDIO 3025AC |  e-STUDIO 3525AC |  e-STUDIO 4525AC |  e-STUDIO 5525AC |  e-STUDIO 6525AC |
| Color or Monochrome | Color | Color | Color | Color | Color | Color | Color |
| Functions | Copy, Print, Scan, opt. Fax | Copy, Print, Scan, opt. Fax | Copy, Print, Scan, opt. Fax | Copy, Print, Scan, opt. Fax | Copy, Print, Scan, opt. Fax | Copy, Print, Scan, opt. Fax | Copy, Print, Scan, opt. Fax |
| Print Speed | 25PPM | 25PPM | 30PPM | 35PPM | 45PPM | 55PPM | 65PPM |
| Document Feeder | Opt. 100 Sheet RADF or Platen Cover | Opt. 300 Sheet DSDF, DSDF w/DFD, 100 Sheet RADF or Platen Cover | Opt. 300 Sheet DSDF, DSDF w/DFD, 100 Sheet RADF or Platen Cover | Opt. 300 Sheet DSDF, DSDF w/DFD, 100 Sheet RADF or Platen Cover | Opt. 300 Sheet DSDF, DSDF w/DFD, 100 Sheet RADF or Platen Cover | Opt. 300 Sheet DSDF, DSDF w/DFD, 100 Sheet RADF or Platen Cover | Opt. 300 Sheet DSDF, DSDF w/DFD, 100 Sheet RADF or Platen Cover |
| Paper Capacity - Std./Max. | 350/2,900 | 1,200/5,200 | 1,200/5,200 | 1,200/5,200 | 1,200/5,200 | 1,200/5,200 | 1,200/5,200 |
| Max. Paper Size | 11" x 17" | 12" x 18" | 12" x 18" | 12" x 18" | 12" x 18" | 12" x 18" | 12" x 18" |
| PDL Support | PCL/PS3 | PCL/PS3 | PCL/PS3 | PCL/PS3 | PCL/PS3 | PCL/PS3 | PCL/PS3 |
| Memory - Std./Max | 4GB | 4GB | 4GB | 4GB | 6GB | 6GB | 6GB |
| HDD | 128GB SSD/640GB | 128GB SSD/640GB | 128GB SSD/640GB | 128GB SSD/640GB | 128GB SSD/640GB | 128GB SSD/640GB | 128GB SSD/640GB |
| MCV | 84K | 90K/180K | 105K/Color/210K Mono | 90K/180K | 105K/Color/210K Mono | 106K/Color/212K Mono | 115K/Color/230K Mono |
| Toner Yield | 38K @5% (CMY) 39.8K @5% (Black) | 38K @5% (CMY) 39.8K @5% (Black) | 38K @5% (CMY) 39.8K @5% (Black) | 38K @5% (CMY) 39.8K @5% (Black) | 38K @5% (CMY) 39.8K @5% (Black) | 38K @5% (CMY) 39.8K @5% (Black) | 38K @5% (CMY) 39.8K @5% (Black) |
| A3 Departmental Color | | | | | | | |
| Model |  e-STUDIO 6527AC |  e-STUDIO 6527ACT |  e-STUDIO 7527AC |  e-STUDIO 7527ACT | | | |
| Color or Monochrome | Color | Color | Color | Color | | | |
| Functions | Copy, Print, Scan, opt. Fax | Copy, Print, Scan, opt. Fax | Copy, Print, Scan, opt. Fax | Copy, Print, Scan, opt. Fax | | | |
| Print Speed | 65Color/75PPM Mono | 65Color/75PPM Mono | 75Color/85PPM Mono | 75Color/85PPM Mono | | | |
| Document Feeder | 300 Sheet DSDF Std. | 300 Sheet DSDF Std. | 300 Sheet DSDF Std. | 300 Sheet DSDF Std. | | | |
| Paper Capacity - Std./Max. | 2,280/6,780 | 3,520/8,020 | 2,280/6,780 | 3,520/8,020 | | | |
| Max. Paper Size | 12" x 18" (Drawers) 13" x 19" (Bypass) | 12" x 18" (Drawers) 13" x 19" (Bypass) | 12" x 18" (Drawers) 13" x 19" (Bypass) | 12" x 18" (Drawers) 13" x 19" (Bypass) | | | |
| Specialty Media | 12" x 47", AquaAce | 12" x 47", AquaAce | 12" x 47", AquaAce | 12" x 47", AquaAce | | | |
| PDL Support | PCL/PS3 | PCL/PS3 | PCL/PS3 | PCL/PS3 | | | |
| Memory - Std./Max | 6GB | 6GB | 6GB | 6GB | | | |
| HDD | 128GB SSD/640GB | 128GB SSD/640GB | 128GB SSD/640GB | 128GB SSD/640GB | | | |
| MCV | 540K | 540K | 600K | 600K | | | |
| Toner Yield | 39.2K @5% (CMY) 106.6K @5% (Black) | 39.2K @5% (CMY) 106.6K @5% (Black) | 39.2K @5% (CMY) 106.6K @5% (Black) | 39.2K @5% (CMY) 106.6K @5% (Black) | | | |
| A3 Departmental Monochrome | | | | | | | |
| Model |  e-STUDIO 6529A |  e-STUDIO 7529A |  e-STUDIO 9029A |  e-STUDIO 908 |  e-STUDIO 1058 |  e-STUDIO 1208 | |
| Color or Monochrome | Monochrome | Monochrome | Monochrome | Monochrome | Monochrome | Monochrome | |
| Functions | Copy, Print, Scan, opt. Fax | Copy, Print, Scan, opt. Fax | Copy, Print, Scan, opt. Fax | Copy, Print, Scan | Copy, Print, Scan | Copy, Print, Scan | |
| Print Speed | 65PPM | 75PPM | 90PPM | 90PPM | 105PPM | 120PPM | |
| Document Feeder | 300 Sheet DSDF Std. | 300 Sheet DSDF Std. | 300 Sheet DSDF Std. | 200 Sheet DSDF Std. | 200 Sheet DSDF Std. | 200 Sheet DSDF Std. | |
| Paper Capacity - Std./Max. | 3,520/8,020 | 3,520/8,020 | 3,520/8,020 | 3,000/13,500 | 3,000/13,500 | 3,000/13,500 | |
| Max. Paper Size | 12" x 18" (Drawers) 13" x 19" (Bypass) | 12" x 18" (Drawers) 13" x 19" (Bypass) | 12" x 18" (Drawers) 13" x 19" (Bypass) | 12" x 18" | 12" x 18" | 12" x 18" | |
| PDL Support | PCL/PS3 | PCL/PS3 | PCL/PS3 | PCL/Adobe PS3 | PCL/Adobe PS3 | PCL/Adobe PS3 | |
| Memory - Std./Max | 6GB | 6GB | 6GB | 5GB | 5GB | 5GB | |
| HDD | 128GB SSD/640GB | 128GB SSD/640GB | 128GB SSD/640GB | 1TB | 1TB | 1TB | |
| MCV | 590K | 660K | 740K | 1,000K | 1,000K | 1,000K | |
| Toner Yield | 106.6K @5% | 106.6K @5% | 106.6K @5% | 120K @5% | 120K @5% | 120K @5% | |

TOSHIBA