



## HOW DO I CARE FOR MY FLOWERS?

It is **ESSENTIAL** that your bouquet is kept in water after the ceremony until drop-off/shipping. We can not work with flowers that have browned or dried out already. The flowers must be kept in water, water must be changed daily and the flowers kept out of direct sunlight in a cool place if possible. The fresher the flowers are the better!

## HOW DO I PREPARE AND SHIP MY FLOWERS?

Items to collect before the event day:

- Shipping box
- 1 large and 2 small plastic bags (ziplock and kitchen garbage bags will work)
- Roll of paper towel
- Rubber bands
- 1 freezer pack - small lunch box size
- large newsprint paper
- packing peanuts
- packing tape


Prior to the event, designate someone to care for the flowers on event day and package the flowers for shipping:

- Place the freezer pack in the freezer 2 days before the event day.
- Pick up packing supplies from Amazon, Staples, Office Depot or Walmart.
- Keep the bouquet in fresh water through out the event day

# SHIPPING DAY



Cut the bottom of each stem at an angle




Place the bouquet in fresh clean water



Assemble the box and ensure the flowers will fit (you might need to cut the stems shorter)




Place the freezer pack in a ziplock bag




Wrap several sheets of paper towel around the stems, ensuring the fresh cut stem ends are covered.



Next wet the paper towel under a faucet until it is soaking wet




Place the bouquet, stems first into a ziplock bag. Lightly tie a rubber band around the top of the bag or zip the ock tightly



Tape the freezer pack to the stems

## SHIPPING DAY



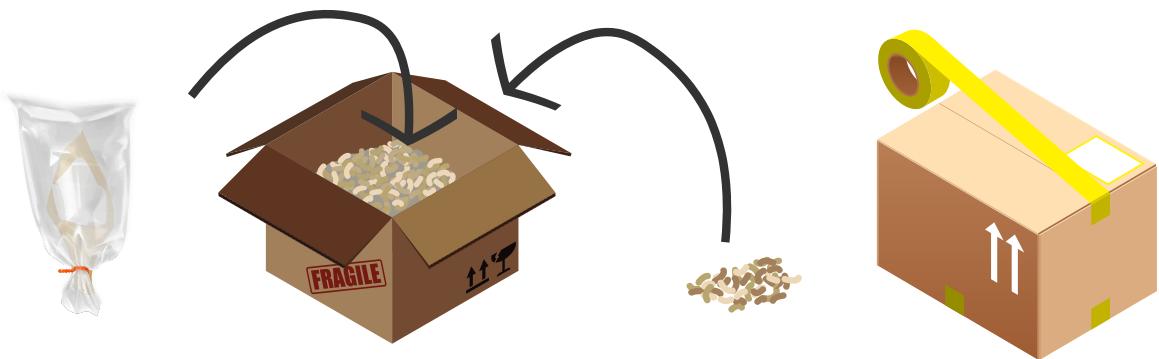
Loosely crinkle one sheet of newsprint lengthwise and wrap it around the stems like a scarf. Do this with three layers of newsprint. Make sure you hold the plastic bag and freezer pack as you work.

Next wrap the bouquet in butcher paper or newsprint like florist do. Set the bouquet at an angle on the butcher paper and wrap it around like a cone and tape it closed



Wet and wring out 2-3 paper towels and gently place them over the top of the bouquet.

Holding the stems and freezer pack, place the bouquet stems first into the large plastic bag. Leave plenty of air inside the bag to create a small air bubble. Twist and tie the opening of the bag closed.



Fill the box half full with packing peanuts. Make a well inside the packing peanuts and nestle the stems down into the middle. Add the remainder of the packing peanuts over the top and into the sides if possible. Seal the box with plenty of packing tape. Head to a shipping store and overnight ship us the package -make sure you specify 'no signature required on delivery'

