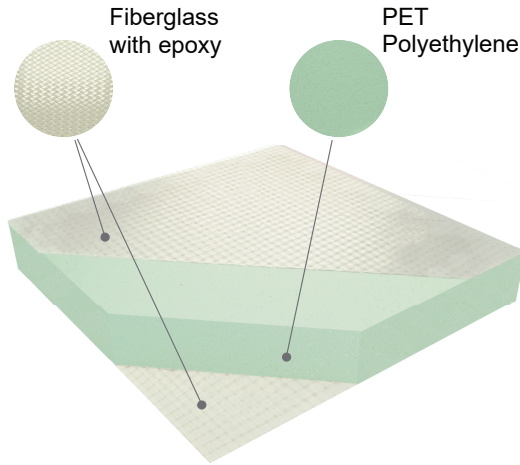
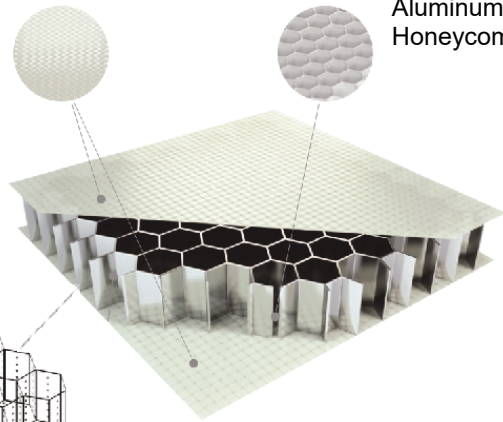
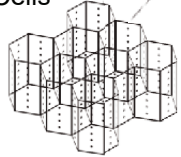


Fiberglass Skins impregnated with structural epoxy

Aluminum Honeycomb

1/4" Aluminum Cells



**F500AH = 4.06 psf**

**Compare weight to**

2cm marble = 10.7 psf

2cm granite = 12.7 psf


3cm granite = 18.4 psf



Visit our Website



Product Specs



Panel Type	Description	Applications	Panel size / Check stone size	Assembled Thickness w 1/4" stone	Assembled weight w 1/4" stone	Weight psf (Panel only)
<b>FXL-10</b>	10mm (0.39") Semi Translucent Fiberglass Panel	Backlight Applications	2150x3050x10mm <b>84.6" x 120" x .39"</b>	17.4mm <b>(11/16")</b>	<b>4.15 psf</b>	0.59 psf
<b>F500AH</b>	15mm (0.59") Aluminum honeycomb core (1/4" cells) with 500 gm <sup>2</sup> fiberglass skin on (2) sides	Interior walls and soffits, mechanically installed	1580x3050x15mm <b>62.2" x 120" x .59"</b>	20mm <b>(0.79")</b>	<b>4.06 psf</b>	0.5 psf
<b>F500AH</b>	20mm (0.79") Aluminum honeycomb core (1/4" cells) with 500 gm <sup>2</sup> fiberglass skin on (2) sides	Interior walls and soffits, mechanically installed	1580x3050x20mm <b>62.2" x 120" x .79"</b>	25mm (1")	<b>4.13 psf</b>	0.57 psf
<b>F1000AHAL</b>	20mm (0.79") Aluminum honeycomb core (1/4" cells) with 1,000 gm <sup>2</sup> fiberglass mesh on side A and 1mm aluminum skin with primer on B side	Exterior walls and soffits, mechanically installed	1500x3000x20mm <b>59" x 118" x .79"</b>	27.4mm <b>(1.08")</b>	<b>4.59 psf</b>	1.03 psf
<b>PET200</b>	10mm (0.39") PET Core 200kg/m <sup>3</sup> with fiberglass skins 800 gm <sup>2</sup> on both sides	adhered interior wall, exterior walls, counters, ceilings	1500x3000x10mm <b>59" x 118" x .39"</b>	16mm <b>(0.63")</b>	<b>4.53 psf</b>	0.97 psf
<b>PET200</b>	15mm (0.59") PET Core 200kg/m <sup>3</sup> with fiberglass skins 800 gm <sup>2</sup> on both sides	adhered interior wall, exterior walls, counters, ceilings, floors	1500x2500x15mm <b>59" x 98.4" x .59"</b>	21mm <b>(0.83")</b>	<b>4.74 psf</b>	1.18 psf
<b>PET200</b>	20mm (0.79") PET Core 200kg/m <sup>3</sup> with fiberglass skins 800 gm <sup>2</sup> on both sides	adhered interior wall, exterior walls, counters, ceilings, floors	1500x3000x20mm <b>59" x 118" x .79"</b>	26mm <b>(1.02")</b>	<b>4.95 psf</b>	1.39 psf
<b>ULTRA-F</b>	3.2mm (0.125") Vacuum infused Fiberglass, buildup can be customized starting at 3.2mm (1/8")	Backlight and ultra thin interior applications	1574x3050mm <b>62" x 120"</b>	6.4mm <b>(0.25")</b>	Starting @ <b>3 psf</b>	Varies
<b>ULTRA-X</b>	1.6mm (.063") Vacuum infused Carbon Fiber, buildup can be customized starting at 1.6mm (1/16")	Ultra thin interior applications	1574x3050mm <b>62" x 120"</b>	4.8mm <b>(0.19")</b>	Starting @ <b>2.2 psf</b>	Varies

\* Assembled thickness may vary during production runs, see spec sheet for tolerances

\*\* Data Sheet is subject to change without notice. For latest version, visit [www.stonelyte.com](http://www.stonelyte.com)