

Please Check One: 207 212 217 219 LH/RHR ACTIVE

CUSTOMER: _____

DOOR#: _____

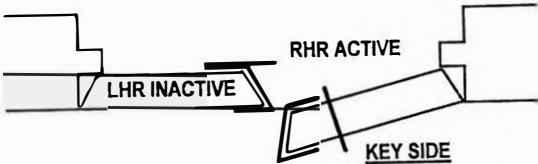
P.O.: _____ DATE: _____

M.O.: _____

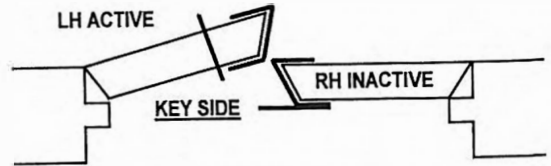
ACCESSORY ITEM #: _____ DOOR ITEM: _____

NO. of SETS REQ.: _____ DATE REQ.: _____ DRAWN BY: _____ DATE: _____

STD. BEIGE SPECIAL COLOR: _____ NO PAINT VENEER: _____



LEAD LINED ASTRAGAL
LIP WIDTH: _____
 1/16" LEAD 1/8" LEAD



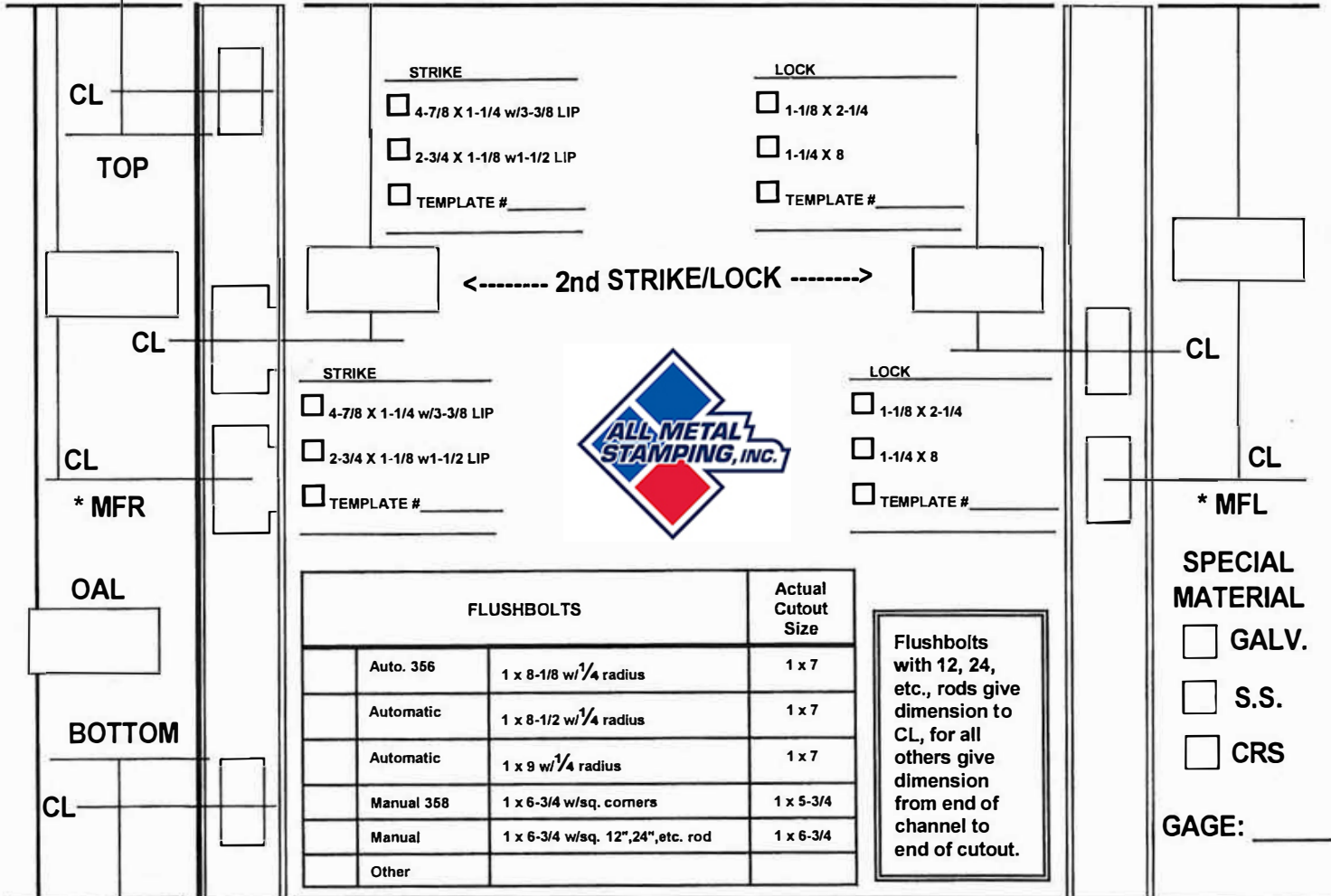
ALL DIMENSIONS ARE FROM TOP OF DOOR.

INACTIVE DOOR

ACTIVE DOOR

DOOR: 1-3/4" 1-13/16" OTHER: _____

SQUARE <-----Mark for Square Channel-----> SQUARE



STRIKE
 4-7/8 X 1-1/4 w/3-3/8 LIP
 2-3/4 X 1-1/8 w1-1/2 LIP
 TEMPLATE # _____

LOCK
 1-1/8 X 2-1/4
 1-1/4 X 8
 TEMPLATE # _____

STRIKE
 4-7/8 X 1-1/4 w/3-3/8 LIP
 2-3/4 X 1-1/8 w1-1/2 LIP
 TEMPLATE # _____

LOCK
 1-1/8 X 2-1/4
 1-1/4 X 8
 TEMPLATE # _____

FLUSHBOLTS		Actual Cutout Size
Auto. 356	1 x 8-1/8 w/1/4 radius	1 x 7
Automatic	1 x 8-1/2 w/1/4 radius	1 x 7
Automatic	1 x 9 w/1/4 radius	1 x 7
Manual 358	1 x 6-3/4 w/sq. comers	1 x 5-3/4
Manual	1 x 6-3/4 w/sq. 12",24",etc. rod	1 x 6-3/4
Other		

Flushbolts with 12, 24, etc., rods give dimension to CL, for all others give dimension from end of channel to end of cutout.

SPECIAL MATERIAL
 GALV.
 S.S.
 CRS

GAGE: _____

(* This Information is for MACHINING REFERENCE ONLY