



INITIATIVE ALL THE TIME CUSTOMER SOLUTION

**BE SEQUELL
BE PROFESSIONAL**


SEQUELL[®]
ELEVATORS

Welcome

Be Safe.

Be the Supreme.

Be a group.

who are we ? we are sequell : engineers, innovators & visionaries

A strong team of urban mobility specialists dedicated to make tomorrow's world a better place to live in.

Core values :

-Safety.

-Create value for the customer.

-Commitment to human beings growth.

-Integrity & Trust.

-Quality.

we are always at your kindness, and we will never stop trying to be your prime choice.

Be Sequell

Be Professional

We aim at all times to be more than a supplier of excellent equipment and service.

Sequell strives always to be a professional partner to our customers, adding value to their enterprise, and adding quality to our urban infrastructure.

What We Promise :

The Sequell Value Proposition :

•Trusted.

•Professional.

•Smart.

Elevators, escalators and parking system are complex mechanical engineering systems designed for continuous, often heavy-duty motion over a life cycle measured in decades.

Yet beyond the pure engineering excellence, recent advances in elevator, parking technology and services have come largely from microprocessors and new technologies.

Our Vision :

Initiative all the time customer solution.

MACHINE ROOM



Our compact Mini Machine Room technology frees up space and eliminates cantilever construction while making convenient the servicing of equipment.

Spacious

The car of the SQ Wave MR is designed to give you more space to transport residents in. Its car fits standardized shafts, for same shaft space, can enjoy up to 30% increase of car capacity.

Comfort

The SQ WAVE MR will improve your image as much as it improves the lives of your residents. Thanks to its trailblazing traction media, it moves as quiet as whispering. This means a peaceful living or working environment for everyone in the building.

Distinctive aesthetic designs

The SQ WAVE MR passenger elevator has an interior that suits you and your building. It offers a design choice of several ready-made décor lines for the perfect match.

Key figures

Capacity	272–1360 kg, 4–20 passengers
Travel height	Max. 65 m, max. 20 floors
Door width	700 mm, 800 mm, 900 mm, 1000 mm
Door height	2000 mm, 2100 mm
Drive system	Eco-friendly gear less machine, V3F controlled in SeQuell Wave system as option
Speed	0.6 m/s, 1.0 m/s, 1.5 m/s, 1.75 m/s
Control	Push-button control; Pick-up collective, down collective and Full collective
Interior	Cabin Finishes MS, SS (202 / 304) Cabin Ceiling Finishes MS, SS

* For possible combinations, refer to the SeQuell planning data sheet or contact your SeQuell consultant.

MACHINE ROOM LESS



Save Machine Room Space and Empower Your Architectural Vision

Our Industry-Leading MRL solution incorporates an ultra-compact traction machine and other mechanical equipment neatly within the hoist way overhead space. An elegant control cabinet is fitted inside the front wall, adjacent to the top floor landing door.

Layout flexibility : The SQ Wave MRL is easily configured to meet the unique specifications and needs of your building. The entire system can be self-contained within the hoist way to speed installation and save valuable space.

High-level performance : Our powerful, compact drives can meet greater building heights and deliver quiet performance with noticeably smoother rides. Our trailblazing PORT Technology helps move more passengers in less time.

Freedom of design : From functional to sophisticated, pre-configured to custom – our design options give you the freedom to create stylish elevators that are the perfect complement to your building.

Green mobility : The SQ Wave MRL helps lower your building's carbon footprint by utilizing Power Factor 1 regenerative drives, optimized motors and innovative traction media.

Key figures

Capacity	340 – 1020 kg, 5–20 passengers
Travel height	Max. 65 m, max. 20 floors
Door width	700 mm, 800 mm, 900 mm, 1000 mm
Door height	2000 mm to 2100 mm
Drive system	Eco-friendly gear less machine, V3F controlled in SeQuell Wave system as option
Speed	1.0 m/s, 1.5 m/s, 1.75 m/s
Control	Push-button control; Pick-up collective, down collective and Full collective
Interior	Cabin Finishes MS, SS (202 / 304) Cabin Ceiling Finishes MS, SS

* For possible combinations, refer to the SeQuell planning data sheet or contact your SeQuell consultant.

HYDRAULIC LIFT




Reliability : Hydraulic elevators have been in service in Mumbai and around the world for many decades. They use proven, oil-based lifting technology in low to mid-rise buildings to provide a robust and reliable elevating device.

Durability : In a normal application with regular preventive maintenance, many hydraulic elevators have a life span of over 20 years before requiring major upgrades. This results in less down time for riders and simpler long term planning for owners.

Affordability : Hydraulic elevators are simple in design compared to traction elevators. This makes them cost effective when the entire product life cycle considered, from initial installation to regular operation.

Service ability : Hydraulic elevators have fewer parts than traction elevators, which makes them easier to maintain and to service. Also, there are fewer proprietary parts, so they can be serviced by other elevator contractors instead of only the OEM.



Advantages & Benefits



Machine Room
Not Required



No
Maintenance.



Power
Saving



Electric Power
Not Required in
Down Direction.



100%
Safe System.



Easy & Fast
Installation.



From savings to sustainability

Clean Drive Technology

Thanks to high-efficiency drive of SeQuell Which uses about 30% less energy than comparable elevators. With the clean Better Power Factor technology, The drives are even able to produce energy that can be fed back into the electricity grid immediately.

LED lighting

LED lights have an extremely long service life. They last up to 20 times longer than standard light bulbs while consuming less energy .A bright solution for passengers and the environment.

Optimized motor and traction media


Big in performance, compact in size. Efficient in travel, effective in energy usage. The new drive and traction configuration weighs up to 50% less than its produces or while using less oil.

**FUTURE IS HERE
ENTER A NEW ERA
OF MODERN ELEVATORS**

CABIN DOORS & COMBINATIONS



Manual Full Glass Door



Manual Sliding Glass Door




Imperforated Door



S. S. Two Fold Telescopic Door



M. S. Two Fold Telescopic Door



M. S. Swing Door



Center Opening Auto Door
(Small Vision)



Center Opening Auto Door
(Big Vision)



Full Glass Auto Door



Center Opening Auto Door



Manual Collapsible Door



Center Opening Auto Door
(Four Panel)

HANDRAILS & CEILING DESIGN

A wide choice of shapes and Finishes

Handrails convey a feeling of security. Sequell stainless steel handrails are designed to blend with car interiors, shapes and textures, and can be mounted to the side and rear walls. Available in curved, straight with curved ends.



Straight
Stainless Steel Hairline



Straight with curved ends




Curved
Stainless Steel Hairline

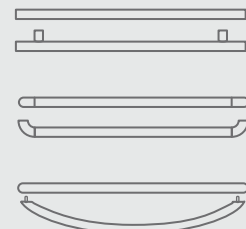


Customize your handrails

Handrails convey a feeling of security. Our handrails are designed to blend with car interiors, shapes and textures.



Choose the handrail shape you prefer:




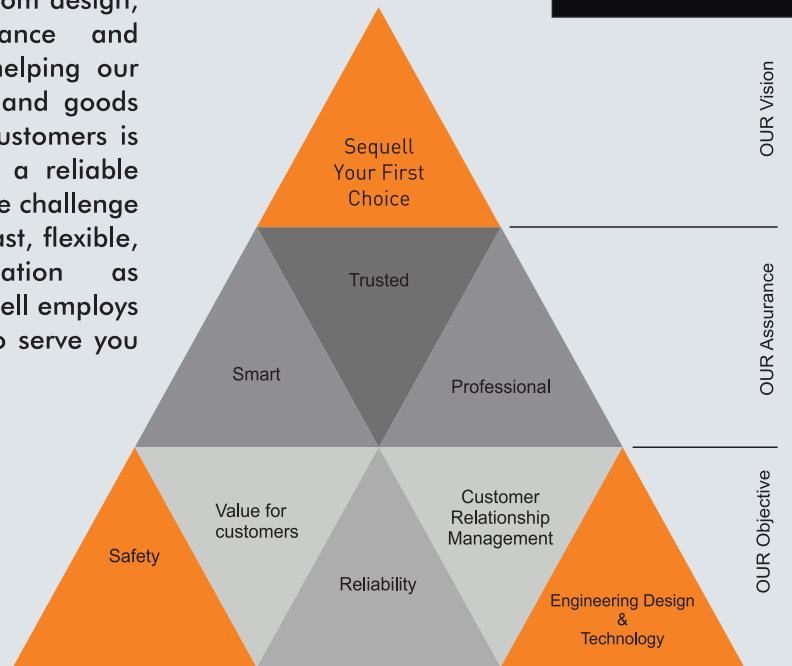
Straight, straight with rounded ends or curved

Lighting

A selection of four standard lighting options lets you add the right atmosphere to your elevator from warm spot light to modern lighting designs. You can choose from one of the lighting solutions that comes with our interior designs or you can opt for a custom solution.

BEYOND BELIEF PEACE OF MIND

SeQuell provides innovative and eco-efficient solutions for elevators, escalators, automatic building doors and the systems that integrate them with today's intelligent buildings. We support our customers every step of the way from design, manufacturing and installation to maintenance and modernization. SeQuell is a Market leader in helping our customers manage the smooth flow of people and goods throughout their buildings. Our commitment to customers is present in all SeQuell solutions. This makes us a reliable partner through out the life cycle of the building. We challenge the conventional wisdom of the industry. We are fast, flexible, and we have a well-deserved reputation as a technology leader, with such innovations as SeQuell employs fully dedicated experts, Engineers & Technicians to serve you all over.



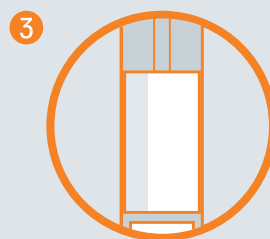
Trusted brake technology

2 safety switches automatically stop and report when brake and brake air gap exceed specified value. Reduces the need for unscheduled service.



Longevity of the elements

Self lubricating, covered brake system enables prolonged life expectancy.



Optimal energy consumption

Standby mode helps to reduce energy wastage and create greater energy efficiency.



SEQUELL[®]

ELEVATORS

ORCA

DESIRE TO FEEL
THE TOUCH



BCG

THE ORIGINAL
BLACK BEAUTY




INNOVA

BUILD WITH
INNOVATIONS
THAT STANDS OUT



VISION

YOUR SEARCH FOR
PREMIUM AND
LUXURY ENDS HERE





SEQUELL®

ELEVATORS

REVA

AMAZING BEAUTY
CRAFTED WITH
METAL



NEXA

EXPERIENCE A NEW
WORLD OF SURFACE
MOUNT TECHNOLOGY



GALAXY

GOOD THINGS
REALLY DO
COME IN TWOS



ROYAL

ICONIC PIECES,
WHICH LOOKS
ELEGANT FOREVER





SEQUELL[®]
ELEVATORS



HANDRAIL


COMBNATION OF CARFTSMANSHIP AND
IMAGINATION TO CREATE UNIQUE ARTWORK

EPAD

SMART, INTELLIGENT AND LOADED
WITH ADVANCE TECHNOLOGY




VARIANTS



HAIRLINE



VIBRATION



BEED BLAST

SEQUELL TOUCH 1



SPECIFICATIONS


- Cabin Wall - SS Hairline + Mirror
- Flooring - Black Sparkle Granite
- Mirror - Centre Panel Full Length
- Car Operating Panel - Full Panel
- Handrail - Bar SS Hairline Finish
- Lighting - Direct + Indirect
- Ventilation - Blower / Fan


SEQUELL[®]
ELEVATORS

SEQUELL TOUCH 2




VARIANTS



HAIRLINE



VIBRATION




BEED BLAST



SPECIFICATIONS

- Cabin Wall - SS Hairline + Mirror
- Flooring - Designer PVC
- Mirror - Designer
- Car Operating Panel - Surface mounted
- Handrail - Round Chrome Finish
- Lighting - Direct + Indirect
- Ventilation - Blower

VARIANTS



HAIRLINE



VIBRATION



BEEB BLAST

SEQUELL TOUCH 3




SPECIFICATIONS

- Cabin Wall - SS Hairline + Mirror
- Flooring - Black Granite
- Mirror - Designer
- Car Operating Panel - Surface Mounted
- Handrail - Bar Hairline + Mirror Finish
- Lighting - Direct + Indirect
- Ventilation - Blower / Fan



SEQUELL SILVER 1

VARIANTS



HEXAGON



WIND




CRISS-CROSS




SPECIFICATIONS

- Cabin Wall - SS Mirror + Etching
- Flooring - Designer White Marble
- Mirror - Not Applicable
- Car Operating Panel - Handrail COP
- Handrail - Curve Hairline Finish
- Lighting - Direct + Indirect
- Ventilation - Blower

VARIANTS



WAVE



WIND



CRISS-CROSS

SEQUELL SILVER 2




SPECIFICATIONS

- Cabin Wall - SS Mirror + Etching
- Flooring - Wooden Finish
- Mirror - Not Applicable
- Car Operating Panel - Full Length Panel
- Handrail - Curve Hairline Finish
- Lighting - Direct + Indirect
- Ventilation - Blower




SEQUELL SILVER 3

VARIANTS



DIAMOND



WIND



CRISS-CROSS



SPECIFICATIONS

- Cabin Wall - SS Etching + Mirror
- Flooring - Designer PVC
- Mirror - Designer
- Car Operating Panel - Flush Type Panel
- Handrail - Round Chrome Finish
- Lighting - Direct + Indirect
- Ventilation - Blower

VARIANTS



BLACK




TURQUOISE



EVERGREEN

SEQUELL MIND 1



SPECIFICATIONS

- Cabin Wall - Black Back Painted Glass
- Flooring - Black Granite
- Mirror - Not Applicable
- Car Operating Panel - Full Length Panel
- Handrail - Not Applicable
- Lighting - Direct + Indirect
- Ventilation - Blower



SEQUELL MIND 2

VARIANTS



WHITE



TURQUOISE




SUNSHINE




SPECIFICATIONS

- Cabin Wall - White Back Painted Glass
- Flooring - White Marble Finish
- Mirror - Not Applicable
- Car Operating Panel - Flush Type Designer
- Handrail - Bar Hairline + Mirror Finish
- Lighting - Direct + Indirect
- Ventilation - Blower


VARIANTS



MAPLE WOOD



ROSE WOOD



WALNUT WOOD

SEQUELL WOOD



SPECIFICATIONS

- Cabin Wall - Wooden + SS Mirror Finish
- Flooring - Designer Granite
- Mirror - Designer
- Car Operating Panel - Full Length Panel
- Handrail - Curve Hairline Finish
- Lighting - Direct + Indirect
- Ventilation - Blower




SEQUELL GOLD 1




VARIANTS



HEXA



CRYSTAL



CURVES




SPECIFICATIONS

- Cabin Wall - Gold Etching + Mirror
- Flooring - Black Granite Finish
- Mirror - Designer
- Car Operating Panel - Vision Touch Panel
- Handrail - Not Applicable
- Lighting - Direct + Indirect
- Ventilation - Blower

VARIANTS



HEXA



CRYSTAL



RECTA

SEQUELL GOLD 2



SPECIFICATIONS

- Cabin Wall - Gold Etching
- Flooring - Designer Marble Finish
- Mirror - Not Applicable
- Car Operating Panel - Full Length Black Mirror
- Handrail - Curve Gold Hairline Finish
- Lighting - Direct + Indirect
- Ventilation - Blower



VARIANTS



OCEAN BLUE



BEIGE RED



STONE GREY

SEQUELL ELEMENTAL 1



SPECIFICATIONS

- Cabin Wall - MS Powder Coated
- Flooring - PVC Black Studded Finish
- Mirror - Centre Panel Full Length
- Car Operating Panel - Surface Mounted
- Handrail - Round Chrome Finish
- Lighting - Direct + Indirect
- Ventilation - Blower / Fan



VARIANTS



PEARL GREEN



PALE BROWN



SUN YELLOW

SEQUELL ELEMENTAL 2




SPECIFICATIONS

- Cabin Wall - MS Powder Coated
- Flooring - PVC Black Studded Finish
- Mirror - Centre Panel Full Length
- Car Operating Panel - Surface Mounted
- Handrail - Round Chrome Finish
- Lighting - Direct + Indirect
- Ventilation - Blower / Fan



VARIANTS



GREEN GREY



TURQUOISE BLUE



CORAL RED

SEQUELL ELEMENTAL 3



SPECIFICATIONS

- Cabin Wall - MS Powder Coated
- Flooring - Grey PVC Carpet Finish
- Mirror - Half Height Full Width
- Car Operating Panel - Surface Mounted
- Handrail - Round Chrome Finish
- Lighting - Direct + Indirect
- Ventilation - Blower / Fan



SEQUELL[®]
ELEVATORS

■ SEQUELL STACK PARKING SYSTEM

Sequell car stackers are designed for easy double or triple car parking system.



The way of parking many cars one above the other in a way similar to keeping books on a table on top of the other





www.sequellelevators.com



ELEVATORS AND ESCALATORS

Shop No. -2, Ch-09, Shri Sai Jyoti Colony, Nandivali Kalyan (E) - 421306
Tel. : + 91- 8433904248 / 8433904249 / 9970009541

✉ sales@sequellelevators.com 🌐 www.sequellelevators.com

Follow us on 