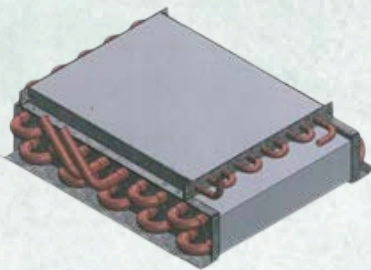




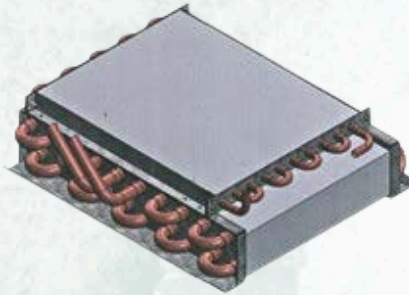
COIL  
**CATALOG**  
YEAR 2025



**D-VAC SALES INC**



H2O Coil - Your Trusted HVAC Coil Partner Since 1998



For over 25 years, H2O Coil has been a leading designer and manufacturer of high-quality coils for the HVAC industry.

Whether you need Aftermarket Replacements, OEM Solutions, or Plan & Spec Coils, we deliver precision-engineered products to meet your heating and cooling demands.

- ✓ UL-Certified Coils built for performance and reliability
- ✓ In-Stock Inventory for same or next-day shipping from our Farmingdale, NY warehouse
- ✓ Fast Quotes & Submittals - send us your replacement specs or design applications
- ✓ Expert Technical Support to ensure a seamless ordering process

Need a coil? We've got you covered!



# TABLE OF CONTENTS

**PAGE 4**

**NEW HPD/HPU SERIES**

High Performance Hot Water Duct Coils

**PAGE 5 - 12**

**H2O & H2U SERIES**

1, 2 & 3 ROW HOT WATER DUCT COILS

**PAGE 13**

**H2O/H2U COMMERCIAL  
& HVRF SERIES**

**PAGE 14**

**HST8 SERIES**

1 ROW STEAM DUCT COILS

**PAGE 15**

**HSU/HSF SERIES**

CASED HOT WATER COILS

**PAGE 16**

**HPX SERIES**

HIGH PERFORMANCE CASED  
HOT WATER COILS

**PAGE 17 -18**

**HLVZ SERIES**

STATIC SENSING AHU WITH VFD, Coils & Air Purifier

**PAGE 19**

**NEW HCU SERIES**

MINI-AIR HANDLER & COILS

**PAGE 20 - 21**

**NEW HABH SERIES**

HORIZONTAL DUCT BLOWERS

**PAGE 22**

**NEW HCWH SERIES**

HORIZONTAL AIR FLOW CASED  
CHILLED/HOT WATER COILS

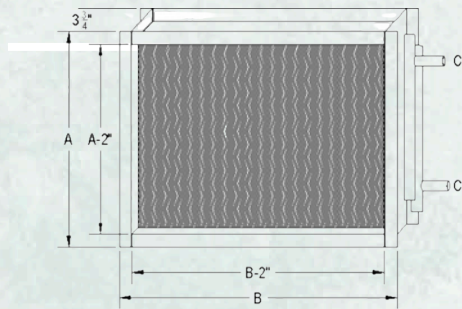
**PAGE 23**

**CUSTOM COIL WORKSHEET**



# NEWHPD/HPU SERIES

HIGH PERFORMANCE HOT WATER DUCT COILS



BUILT TO ARI 410 CERTIFICATION  
 GALVANIZED STEEL 20 GA. FRAME  
 ALUMINUM FINS .0055 THICKNESS  
 COPPER TUBING, 3/8" W/ .014 WALL  
 MAX 500 PSI OPERATING PRESSURE  
 MAX 2500 PSI ULTIMATE PRESSURE  
 BTU OUTPUTS FROM 18,000 TO 120,000  
 HORIZONTAL & VERTICAL INSTALLATION  
 FULL TWO YEAR WARRANTY  
 CALL FOR OTHER PERFORMANCE CRITERIA RATINGS

Part #	GPM	CFM	140 EWT	180 EWT	APD	LENGTH (A)"	WIDTH (B)"	CONNECTION (C)"
HPD-2-1215	4	400	18,928	29,383	0.09	14"	18"	7/8 OD"
		500	21,167	32,915	0.13			
		600	23,024	35,854	0.17			
	WPD		1.4	1.3				
HPD-2-1218	6	700	28,740	44,580	0.16	14"	20"	7/8 OD"
		800	30,600	47,500	0.20			
		900	32,250	50,100	0.24			
	WPD		2.9	2.8				
HPD-2-1224	6	800	34,760	53,840	0.13	14"	26"	7/8 OD"
		1000	38,610	59,885	0.18			
		1200	41,790	64,880	0.24			
	WPD		3.27	3.1				
HPU-2-1520	7	800	35,730	55,350	0.12	17"	22"	7/8 OD"
		1000	39,820	61,770	0.17			
		1200	43,200	67,000	0.22			
	WPD		3.32	3.2				
HPD-2-1524	7	1200	46,950	72,810	0.17	17"	26"	7/8 OD"
		1400	50,220	77,950	0.21			
		1600	53,060	82,410	0.25			
	WPD		3.54	3.4				
HPU-2-2020	8	1200	49,250	76,450	0.15	22"	22"	7/8 OD"
		1400	52,810	82,050	0.18			
		1600	55,900	86,900	0.22			
	WPD		3.27	3.2				
HPU-2-2025	8	1800	65,070	101,060	0.19	22"	27"	7/8 OD"
		2000	67,910	105,525	0.22			
		2200	70,450	109,550	0.25			
	WPD		3.51					

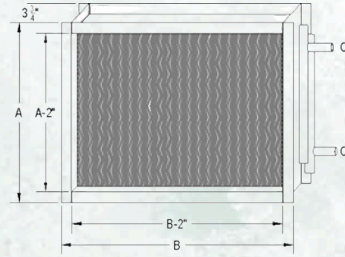
## STOCK COILS

\*PERFORMANCE DATA BASED ON 65° EAT



# H2O/H2U SERIES

1 Row Hot Water Duct Coils



**BUILT TO ARI 410 CERTIFICATION**  
**GALVANIZED STEEL 16 GA. FRAME**  
**ALUMINUM FINS .0045 THICKNESS**  
**COPPER TUBING, 1/2" W/ .017 WALL**  
**MAX 500 PSI OPERATING PRESSURE**  
**MAX 2500 PSI ULTIMATE PRESSURE**  
**BTU OUTPUTS FROM 5,000 TO 50,000**  
**HORIZONTAL & VERTICAL INSTALLATION**  
**FULL ONE YEAR WARRANTY**  
**CALL FOR OTHER PERFORMANCE CRITERIA RATINGS**

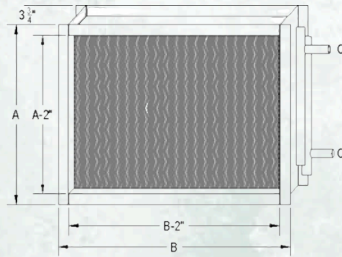
Part #	GPM	CFM	140 EWT	180 EWT	APD	LENGTH (A)"	WIDTH (B)"	CONNECTION (C)"
H2O/H2U-1-0712	4 WPD	200	5,881	8,850	0.03	10"	14"	7/8 OD"
		400	7,927	11,930	0.09			
		600	9,223	13,880	0.17			
H2O/H2U-1-0718	4 WPD	300	8,725	13,130	0.03	10"	20"	7/8 OD"
		550	11,297	17,000	0.08			
		800	12,998	19,560	0.15			
H2O/H2U-1-0724	4 WPD	800	15,310	23,040	0.09	10"	26"	7/8 OD"
		1000	16,599	24,980	0.13			
		1200	17,669	26,590	0.17			
H2O/H2U-1-1012	5 WPD	800	12,130	18,302	0.17	12"	14"	7/8 OD"
		1000	13,060	19,750	0.24			
		1200	13,830	20,940	0.32			
H2O/H2U-1-1018	6 WPD	1000	17,310	25,990	0.13	12"	10"	7/8 OD"
		1200	18,470	27,770	0.17			
		1400	19,460	29,290	0.22			
H2O/H2U-1-1024	7 WPD	1200	22,440	33,590	0.11	12"	24"	7/8 OD"
		1400	23,760	35,590	0.14			
		1600	24,910	37,350	0.17			
New H2U-1-1030	7	1600	33,230	49,920	.10	12	32	7/8 OD"
		2000	36,670	55,230	.14			
		2400	39,520	59,630	.20			
			1.87	1.78				

## STOCK COILS

\*PERFORMANCE DATA BASED ON 65° EAT



# H2O/H2U SERIES



1 Row Hot Water Duct Coils

**BUILT TO ARI 410 CERTIFICATION  
 GALVANIZED STEEL 16 GA. FRAME  
 ALUMINUM FINS .0045 THICKNESS  
 COPPER TUBING, 1/2" W/ .017 WALL  
 MAX 500 PSI OPERATING PRESSURE  
 MAX 2500 PSI ULTIMATE PRESSURE  
 BTU OUTPUTS FROM 5,000 TO 50,000  
 HORIZONTAL & VERTICAL INSTALLATION  
 FULL ONE YEAR WARRANTY  
 CALL FOR OTHER PERFORMANCE CRITERIA RATINGS**

Part #	GPM	CFM	140 EWT	180 EWT	APD	LENGTH (A)"	WIDTH (B)"	CONNECTION (C)"
H2O/H2U-1-1212	4 WPD	400	10,700	16,810	0.06	14.5"	14"	7/8 OD"
		600	13,000	20,540	0.12			
		800	14,680	23,390	0.19			
			.54	.52				
H2O/H2U-1-1218	4 WPD	800	17,940	28,280	0.10	14.5"	20"	7/8 OD"
		1000	19,750	31,210	0.14			
		1200	21,210	33,610	0.19			
			.62	.59				
H2O/H2U-1-1224	4 WPD	1200	24,420	38,500	0.12	14.5"	26"	7/8 OD"
		1400	25,950	40,990	0.15			
		1600	27,260	43,130	0.19			
			.70	.66				
H2O/H2U-1-1515	5 WPD	800	30,700	19,630	0.10	17"	17"	7/8 OD"
		1000	34,230	21,840	0.14			
		1200	37,190	23,680	0.19			
			1.72	1.62				
H2O/H2U-1-1520	5 WPD	1200	26,990	42,230	0.12	17"	22"	7/8 OD"
		1400	28,910	45,300	0.15			
		1600	30,580	47,980	0.19			
			1.99	1.87				
H2O/H2U-1-1524	5 WPD	1600	33,200	51,970	0.14	17"	26"	7/8 OD"
		1800	34,870	54,540	0.17			
		2000	36,350	57,020	0.20			
			2.20	2.06				

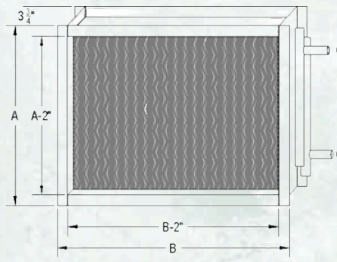
## STOCK COILS

\*PERFORMANCE DATA BASED ON 65° EAT



# H2O/H2U SERIES

1 Row Hot Water Duct Coils



**BUILT TO ARI 410 CERTIFICATION  
 GALVANIZED STEEL 16 GA. FRAME  
 ALUMINUM FINS .0045 THICKNESS  
 COPPER TUBING, 1/2" W/ .017 WALL  
 MAX 500 PSI OPERATING PRESSURE  
 MAX 2500 PSI ULTIMATE PRESSURE  
 BTU OUTPUTS FROM 5,000 TO 50,000  
 HORIZONTAL & VERTICAL INSTALLATION  
 FULL ONE YEAR WARRANTY  
 CALL FOR OTHER PERFORMANCE CRITERIA RATINGS**

Part #	GPM	CFM	140 EWT	180 EWT	APD	LENGTH (A)"	WIDTH (B)"	CONNECTION (C)"
H2O/H2U-1-1718	6	1200	26,840	42,200	0.11	19.5"	20"	7/8 OD"
		1400	28,720	45,250	0.14			
		1600	30,360	47,910	0.18			
	WPD		1.15	1.10				
H2O/H2U-1-1724	6	1800	36,540	57,490	0.13	19.5"	26"	7/8 OD"
		2000	38,130	60,070	0.16			
		2200	39,570	62,390	0.19			
	WPD		1.27	1.21				
H2O/H2U-1-1730	6	2400	77,340	103,690	0.15	19.5"	32"	7/8 OD"
		2600	79,740	106,990	0.17			
		2800	82,120	110,360	0.19			
	WPD		1.39	1.33				
H2O/H2U-1-2024	8	2000	42,680	67,040	0.13	22"	26"	7/8 OD"
		2200	44,460	69,910	0.15			
		2400	46,090	72,540	0.17			
	WPD		1.83	1.76				
H2O/H2U-1-2030	8	2800	54,430	85,520	0.15	22"	32"	7/8 OD"
		3000	55,930	87,940	0.17			
		3200	57,930	90,200	0.19			
	WPD		1.31	1.24				
H2O/H2U-1-2036	8	3200	62,300	97,760	0.14	22"	38"	7/8 OD"
		3600	69,390	102,470	0.17			
		4000	68,280	104,470	0.20			
	WPD		1.45	1.37				

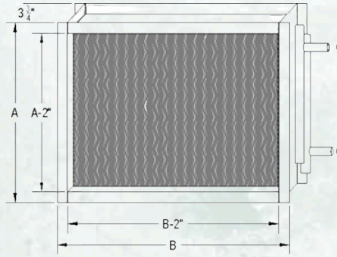
## STOCK COILS

\*PERFORMANCE DATA BASED ON 65° EAT



# H2O/H2U SERIES

2 Row Hot Water Duct Coils



**BUILT TO ARI 410 CERTIFICATION**  
**GALVANIZED STEEL 16 GA. FRAME**  
**ALUMINUM FINS .0045 THICKNESS**  
**COPPER TUBING, 1/2" W/ .017 WALL**  
**MAX 500 PSI OPERATING PRESSURE**  
**MAX 2500 PSI ULTIMATE PRESSURE**  
**BTU OUTPUTS FROM 5,000 TO 50,000**  
**HORIZONTAL & VERTICAL INSTALLATION**  
**FULL ONE YEAR WARRANTY**  
**CALL FOR OTHER PERFORMANCE CRITERIA RATINGS**

Part #	GPM	CFM	140 EWT	180 EWT	APD	LENGTH (A)"	WIDTH (B)"	CONNECTION (C)"
H2O/H2U-2-0712	6	300	11,300	17,600	0.12	10"	14"	7/8 OD"
	400	400	13,300	20,600	0.18			
	500	500	14,900	23,200	0.26			
WPD			2.90	2.60				
	6	500	17,800	27,600	0.14	10"	20"	7/8 OD"
	600	600	19,700	30,500	0.18			
700	700	21,300	33,100	0.23				
WPD			2.90	2.80				
	6	700	24,100	37,400	0.15	10"	26"	7/8 OD"
	800	800	25,900	40,100	0.18			
900	900	27,500	42,700	0.22				
WPD			3.10	3.00				
	7.2	400	15,000	23,200	0.12	12"	14"	7/8 OD"
	500	500	16,900	26,300	0.17			
600	600	18,600	29,000	0.22				
WPD			2.70	2.60				
	7.2	700	24,100	37,500	0.15	12"	20"	7/8 OD"
	800	800	25,900	40,200	0.18			
900	900	27,600	42,800	0.22				
WPD			2.90	2.80				
	7.2	1000	32,900	51,100	0.17	12"	24"	7/8 OD"
	1100	1100	34,600	53,700	0.19			
1200	1200	36,100	56,100	0.22				
WPD			3.10	3.00				

## STOCK COILS

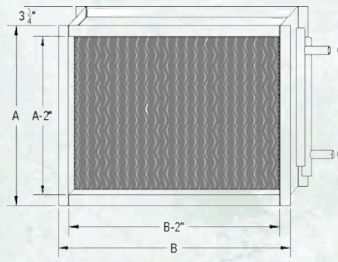
\*PERFORMANCE DATA BASED ON 65° EAT





# H2O/H2U SERIES

2 Row Hot Water Duct Coils



**BUILT TO ARI 410 CERTIFICATION  
 GALVANIZED STEEL 16 GA. FRAME  
 ALUMINUM FINS .0045 THICKNESS  
 COPPER TUBING, 1/2" W/ .017 WALL  
 MAX 500 PSI OPERATING PRESSURE  
 MAX 2500 PSI ULTIMATE PRESSURE  
 BTU OUTPUTS FROM 5,000 TO 50,000  
 HORIZONTAL & VERTICAL INSTALLATION  
 FULL ONE YEAR WARRANTY  
 CALL FOR OTHER PERFORMANCE CRITERIA RATINGS**

Part #	GPM	CFM	140 EWT	180 EWT	APD	LENGTH (A)"	WIDTH (B)"	CONNECTION (C)"
H2O/H2U-2-1212	4	600	19,200	30,300	0.16	14.5"	20"	7/8 OD"
		700	20,800	32,900	0.20			
		800	22,300	35,200	0.24			
	WPD		2.28	0.33				
H2O/H2U-2-1215	4	400	16,164	25,611	0.07	14.5"	26"	7/8 OD"
		600	20,593	32,038	0.14			
		800	23,990	37,442	0.23			
	WPD		1.69	1.58				
H2O/H2U-2-1218	4	600	21,896	34,016	0.10	14.5"	20"	7/8 OD"
		800	25,669	39,970	0.17			
		1000	28,718	44,805	0.25			
	WPD		1.87	1.74				
H2O/H2U-2-1224	4	800	28,303	43,927	0.10	14.5"	26"	7/8 OD"
		1000	31,874	49,562	0.15			
		1200	34,856	54,281	0.21			
	WPD		2.21	2.06				
New H2U-2-1230	4	1100	44,050	65,620	.14	14.5	32	7/8 OD"
		1300	47,920	71,470	.18			
		1500	51,240	76,500	.23			
	WPD		2.55	2.73				
H2O/H2U-2-1515	6	900	29,100	45,000	0.16	17"	17"	7/8 OD"
		1000	30,700	47,500	0.18			
		1100	32,100	49,800	0.20			
	WPD		2.60	2.20				
H2O/H2U-2-1518	6	1100	34,900	54,000	0.16	17"	20"	7/8 OD"
		1200	35,500	56,400	0.18			
		1300	37,900	58,700	0.20			
	WPD		2.40	2.30				

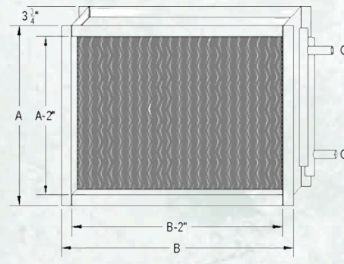
## STOCK COILS

\*PERFORMANCE DATA BASED ON 65° EAT



# H2O/H2U SERIES

2 Row Hot Water Duct Coils



**BUILT TO ARI 410 CERTIFICATION  
 GALVANIZED STEEL 16 GA. FRAME  
 ALUMINUM FINS .0045 THICKNESS  
 COPPER TUBING, 1/2" W/ .017 WALL  
 MAX 500 PSI OPERATING PRESSURE  
 MAX 2500 PSI ULTIMATE PRESSURE  
 BTU OUTPUTS FROM 5,000 TO 50,000  
 HORIZONTAL & VERTICAL INSTALLATION  
 FULL ONE YEAR WARRANTY  
 CALL FOR OTHER PERFORMANCE CRITERIA RATINGS**

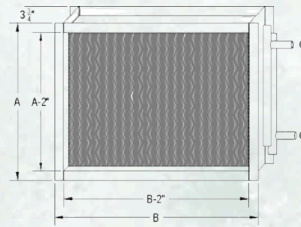
Part #	GPM	CFM	140 EWT	180 EWT	APD	LENGTH (A)"	WIDTH (B)"	CONNECTION (C)"
H2U-2-1520	6	1000	33,843	52,612	0.15	17"	22"	7/8 OD"
	1200	37,317	58,103	0.21				
	1400	40,327	62,879	0.27				
	WPD	2.48	2.33					
H2O/H2U-2-1524	6	1200	39,816	61,866	0.15	17"	26"	7/8 OD"
	1400	43,155	67,145	0.20				
	1600	46,098	71,796	0.25				
	WPD	2.73	2.56					
H2O/H2U-2-1530	6	1400	46,590	72,317	0.14	17"	32"	7/8 OD"
	1600	49,919	77,557	0.17				
	1800	52,882	82,228	0.21				
	WPD	3.11	2.91					
New H2U-2-1536	6	1600	64,840	96,190	.14	17	38	1 1/8 OD"
	1800	68,930	102,650	.17				
	2000	72,600	108,200	.21				
	WPD	3.14	2.92					
H2O/H2U-2-1718	7	1000	34,113	53,172	0.14	19.5	20"	7/8 OD"
	1200	37,635	58,769	0.19				
	1400	40,684	63,642	0.25				
	WPD	1.68	1.60					
H2O/H2U-2-1724	7	1400	45,374	70,715	0.15	19.5	26"	7/8 OD"
	1600	48,578	75,801	0.19				
	1800	51,435	80,346	0.23				
	WPD	1.36	1.27					
H2O/H2U-2-1730	7	1800	55,854	87,014	0.16	19.5	32"	7/8 OD"
	2000	58,788	91,656	0.19				
	2200	61,451	95,882	0.23				
	WPD	1.55	1.45					

## STOCK COILS

\*PERFORMANCE DATA BASED ON 65° EAT



# H2O/H2U SERIES



2 Row Hot Water Duct Coils

**BUILT TO ARI 410 CERTIFICATION  
 GALVANIZED STEEL 16 GA. FRAME  
 ALUMINUM FINNS .0045 THICKNESS  
 COPPER TUBING, 1/2" W/ .017 WALL  
 MAX 500 PSI OPERATING PRESSURE  
 MAX 2500 PSI ULTIMATE PRESSURE  
 BTU OUTPUTS FROM 5,000 TO 50,000  
 HORIZONTAL & VERTICAL INSTALLATION  
 FULL ONE YEAR WARRANTY  
 CALL FOR OTHER PERFORMANCE CRITERIA RATINGS**

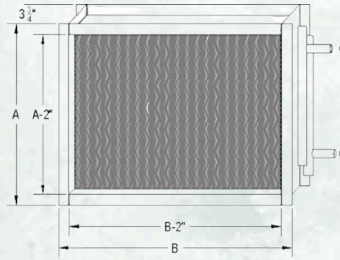
Part #	GPM	CFM	140 EWT	180 EWT	APD	LENGTH (A)"	WIDTH (B)"	CONNECTION (C)"
H2O/H2U-2-1736	8	2700	75,100	60,795	0.17	19.5"	38"	1 1/8 OD"
		3000	78,500	64,510	0.20			
	WPD	3300	81,500	67,772	0.23			
H2U-2-2020	8	1400	37,664	60,795	0.17	22"	22"	7/8 OD"
		1600	39,835	64,510	0.21			
	WPD	1800	41,727	67,772	0.25			
H2U-2-2025	8	1600	51,772	80,799	0.14	22"	27"	7/8 OD"
		1800	54,957	85,875	0.17			
	WPD	2000	57,842	90,478	0.21			
H2O/H2U-2-2030	8	2000	61,934	96,635	0.15	22"	32"	1 1/8 OD"
		2200	64,848	101,286	0.18			
	WPD	2400	67,521	105,552	0.21			
New H2U-2-2036	10	2000	84,910	126,620	.12	22"	38"	1 1/8 OD"
		2400	93,740	140,000	.17			
	WPD	2800	101,360	151,590	.22			
New H2U-2-2525	10	1600	70,100	104,620	.11	27"	12"	1 1/8 OD"
		2000	79,240	118,690	.16			
	WPD	2400	87,000	13,590	.22			
			1.10	1.00				
			1.92	1.80				
			1.78	1.71				
			1.20	1.12				
			1.99	1.87				
			1.31	1.25				

## STOCK COILS

\*PERFORMANCE DATA BASED ON 65° EAT



# H2O/H2U SERIES



3 Row Hot Water Duct Coils

**BUILT TO ARI 410 CERTIFICATION  
 GALVANIZED STEEL 16 GA. FRAME  
 ALUMINUM FINS .0045 THICKNESS  
 COPPER TUBING, 1/2" W/ .017 WALL  
 MAX 500 PSI OPERATING PRESSURE  
 MAX 2500 PSI ULTIMATE PRESSURE  
 BTU OUTPUTS FROM 5,000 TO 50,000  
 HORIZONTAL & VERTICAL INSTALLATION  
 FULL ONE YEAR WARRANTY**

**CALL FOR OTHER PERFORMANCE CRITERIA RATINGS**

Part #	GPM	CFM	140 EWT	180 EWT	APD	LENGTH (A)"	WIDTH (B)"	CONNECTION (C)"
<b>New</b> H2U-3-1224	6 WPD	600 800 1000	33,660 40,280 45,790 2.32	52,030 62,370 71,000 2.24	0.09 0.14 0.19	14.5	26	7/8 OD"
H2O/H2U-3-1520	6 WPD	600 800 1000	29,953 36,197 41,398 1.52	46,406 56,220 64,442 1.44	0.10 0.16 0.23	17"	22"	7/8 OD"
<b>New</b> H2U-3-1524	6 WPD	800 1000 1200	52,170 47,320 41,600 1.38	64,540 73,540 81,210 1.35	0.11 0.15 0.19	17"	26"	7/8 OD"
H2O/H2U-3-2020	7 WPD	1000 1200 1400	45,259 50,488 55,053 1.55	70,329 78,618 85,860 1.48	0.14 0.19 0.25	22"	22"	7/8 OD"
H2O/H2U-3-2025	8 WPD	1400 1600 1800	60,688 65,525 69,943 2.15	94,261 101,961 108,900 2.05	0.17 0.21 0.26	22"	27"	7/8 OD"
H2O/H2U-3-2030	8 WPD	2000 2200 2400	84,400 88,500 92,300 1.40	131,100 137,600 143,700 1.30	0.17 0.20 0.24	22"	32"	1 1/8 OD"
H2O/H2U-3-2324	8 WPD	1800 2000 2200	77,400 81,700 85,600 1.20	120,900 127,800 134,100 1.10	0.17 0.19 0.22	25.75"	26"	1 3/8 OD"

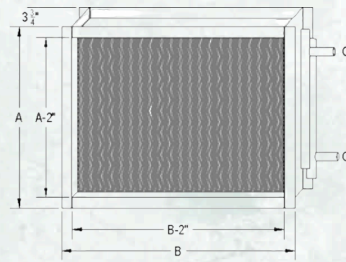
## STOCK COILS

\*PERFORMANCE DATA BASED ON 65° EAT



# H2U SERIES

COMMERCIAL SIZES



BUILT TO ARI 410 CERTIFICATION  
 GALVANIZED STEEL 16 GA. FRAME  
 ALUMINUM FINS .0045 THICKNESS  
 COPPER TUBING, 1/2" W/ .017 WALL  
 MAX 500 PSI OPERATING PRESSURE  
 MAX 2500 PSI ULTIMATE PRESSURE  
 BTU OUTPUTS FROM 5,000 TO 50,000  
 HORIZONTAL & VERTICAL INSTALLATION  
 FULL ONE YEAR WARRANTY

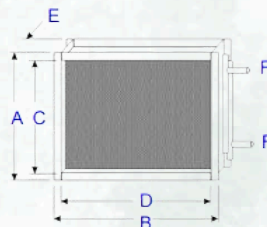
Part #	GPM	CFM	140 EWT	180 EWT	APD	LENGTH (A)"	WIDTH (B)"	CONNECTION (C)"
H2O/H2U-2-2324	10	2000	59,830	93,981	0.17	25.75"	26"	1 3/8 OD"
		2200	62,609	98,459	0.20			
	WPD	2400	65,147	102,560	0.23			
New H2U-2-2330	15	2000	86,960	130,000	0.13	25.75"	32"	1 3/8 OD
		2400	96,420	144,480	0.18			
	WPD	2800	104,690	157,150	0.23			
H2O/H2U-2-2336	15	3000	94,560	147,626	0.17	25.75"	38"	1 3/8 OD"
		3300	99,212	155,037	0.20			
	WPD	3600	103,496	161,869	0.23			
H2O/H2U-2-2348	20	4000	136,297	212,165	0.17	25.75"	50"	1 3/8 OD"
		4400	143,409	223,426	0.20			
	WPD	4800	149,980	233,848	0.23			

\*PERFORMANCE DATA BASED ON 55° EAT

IN STOCK

# HVRF SERIES

1 ROW HOT WATER DUCT COILS



Coil below are for Mitsubishi PEAD Series  
 We build units for all VRF Compact AHU.  
 Just give us your supply dimensions.

Part #	CFM	BTU @ 180 EWT	APD	A "	B "	C "	D "	E "	F "
HVRF-1-0726-M	400	17,860	0.02	9.5"	28"	7.5"	26"	3 3/4"	7/8 OD"
HVRF-1-0733-M	500	22,180	0.02	9.5"	35"	7.5"	33"	3 3/4"	7/8 OD"
HVRF-1-0741-M	1000	34,790	0.04	9.5"	43"	7.5"	41"	3 3/4"	7/8 OD"
HVRF-1-0753-M	1200	42,110	0.04	9.5"	55"	7.5"	53"	3 3/4"	7/8 OD"
HVRF-1-0761-M	1400	47,830	0.04	9.5"	63"	7.5"	61"	3 3/4"	7/8 OD"

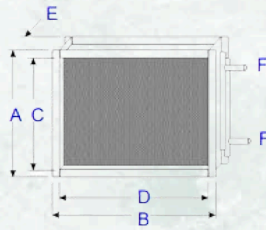
\*PERFORMANCE DATA BASED ON 55° EAT

CHECK STOCK



# HST8 SERIES

1 ROW STEAM DUCT COILS



**GALVANIZED STEEL 16 GA. FRAME  
ALUMINUM FINNS, .006 THICKNESS  
COPPER TUBING, 5/8" W/ .020WALL LOW  
PRESSURE STEAM 2 TO 20 LBS BTU  
OUTPUTS FROM 24,000 TO 245,000  
HORIZONTAL & VERTICAL INSTALLATION  
FULL ONE YEAR WARRANTY**

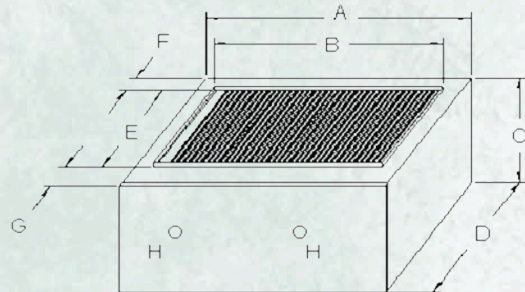
Part #	CFM	BTU @ 5LBS	APD	A "	B "	C "	D "	E "	F "
HST8-1-0912	400	24,800	0.15	11.5"	14"	9.5"	12"	3 3/4"	7/8 OD"
HST8-1-0918	600	37,100	0.15	11.5"	20"	9.5"	18"	3 3/4"	7/8 OD"
HST8-1-0924	800	49,300	0/19	11.5"	26"	9.5"	24"	3 3/4"	7/8 OD"
HST8-1-1218	800	49,400	0.15	14"	20"	12"	18"	3 3/4"	7/8 OD"
HST8-1-1224	1200	70,100	0.18	14"	26"	12"	24"	3 3/4"	7/8 OD"
HST8-1-1230	1600	90,500	0.19	14"	32"	12"	30"	3 3/4"	7/8 OD"
HST8-1-1518	1200	68,200	0.19	17"	20"	15"	18"	3 3/4"	7/8 OD"
HST8-1-1524	1600	90,700	0.19	17"	26"	15"	24"	3 3/4"	7/8 OD"
HST8-1-1530	2000	112,900	0.19	17"	32"	15"	30"	3 3/4"	7/8 OD"
HST8-1-1824	1600	98,700	0.15	20"	26"	18"	24"	3 3/4"	7/8 OD"
HST8-1-1830	2000	123,000	0.15	20"	32"	18"	30"	3 3/4"	1 1/8 OD"
HST8-1-1836	2400	147,200	0.15	20"	38"	18"	36"	3 3/4"	1 1/8 OD"
HST8-1-2124	2200	125,600	0.19	24"	26"	21"	24"	3 3/4"	1 1/8 OD"
HST8-1-2130	2400	145,700	0.15	24"	32"	21"	30"	3 3/4"	1 1/8 OD"
HST8-1-2136	3000	178,200	0.16	24"	38"	21"	36"	3 3/4"	1 1/8 OD"

## STOCK COILS

\*PERFORMANCE DATA BASED ON 55° EAT

# HSU/HSF SERIES

CASED HOT WATER COILS



BUILT TO ARI 410 CERTIFICATION  
 GALVANIZED EMBOSSED, 18 GA. FRAME  
 ALUMINUM FINs, .005 THICKNESS  
 COPPER TUBING, 3/8" W/ .012 WALL  
 8" HEIGHT

7/8 OD CONNECTIONS  
 BTU OUTPUTS FROM 20,000 TO 120,000  
 HORIZONTAL & VERTICAL INSTALLATION  
 TWO YEAR WARRANTY

CALL FOR OTHER PERFORMANCE CRITERIA RATINGS

Part #	CFM	APD	BTU @ 180EWT	WPD	WIDTH (A) "	WIDTH (B) "	HEIGHT (C) "	DEPTH (D) "	DEPTH (E) "	F	G
HSU-2-1425 *	800	0.14	50,230	4.6	14.25"	13.25"	8"	22"	18"	1"	3"
HSU/HSF-2-1750	1200	0.19	65,917	2.7	17.50"	16.50"	8"	22"	18"	1"	3"
HSU/HSF-2-1850	1200	0.19	66,511	3.4	18.50"	17.50"	8"	21"	17"	1"	3"
HSU/HSF-2-1975	1400	0.21	75,037	3.5	19.75"	18.75"	8"	22"	18"	1"	3"
HSU/HSF-2-2125	1600	0.22	82,470	3.2	21.25"	20.25"	8"	22"	18"	1"	3"
HSU/HSF-2-2225	1800	0.24	88,513	3.3	22.25"	21.25"	8"	22"	18"	1"	3"
HSU/HSF-2-2350	1600	0.21	84,588	4.2	23.50"	22.50"	8"	21"	17"	1"	3"
HSU/HSF-2-2450	2000	0.25	96,239	3.6	24.50"	23.50"	8"	22"	18"	1"	3"
HSU-2-2650 *	2000	0.24	97,259	3.8	26.50"	25.50"	8"	21"	17"	1"	3"

ALL COIL RATINGS BASED ON 55° EAT, 7 GPM  
 EWT CORRECTION FACTORS .835 @ 160°, .670 @ 140°, .507 @ 120°  
 \*WHILE QUANTITIES LAST

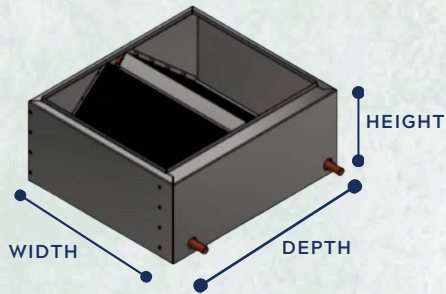
## STOCK COILS



# HPX SERIES

HIGH PERFORMANCE CASED HOT WATER  
COILS

BUILT TO ARI 410 CERTIFICATION  
GALVANIZED STEEL 18 GA. FRAME ALUMINUM FINNS, .0055  
THICKNESS COPPER TUBING, 3/8" W/ .012  
WALL BTU OUTPUTS FROM 40,000 TO 140,000  
HORIZONTAL & VERTICAL INSTALLATION  
FULL ONE YEAR WARRANTY  
CALL FOR OTHER PERFORMANCE CRITERIA RATINGS



Part #	CFM	APD	GP M	BTU @ 180EWT	WPD	WIDTH "	HEIGHT "	DEPTH "	SUPPLY	CONNECTION
HPX-2-1750	1200	0.15	6	81,800	2.4	17.50"	10"	22"	15.50" x 19"	7/8 OD"
HPX-2-1850	1200	0.16	8	83,300	2.9	18.50"	10"	21"	16.50" x 18"	7/8 OD"
HPX-2-1975	1400	0.20	6	88,600	2.4	19.75"	10"	22"	17.75" x 19"	7/8 OD"
HPX-2-2125	1600	0.21	7	100,800	3.2	21.25"	10"	22"	19.25" x 19"	7/8 OD"
HPX-2-2250	1800	0.23	7	109,000	2.4	22.50"	10"	22"	20.50" x 19"	7/8 OD"
HPX-2-2350	1600	0.19	8	105,100	4.0	23.50"	10"	21"	21.50" x 18"	7/8 OD"
HPX-2-2450	2000	0.24	7	118,000	2.4	24.50"	10"	22"	22.50" x 19"	7/8 OD"
HPX-2-2650 *	2000	0.23	8	121,500	3.7	26.50"	10"	21"	24.50" x 18"	7/8 OD"

## STOCK COILS

ALL COIL RATINGS BASED ON 55° EAT, 7 GPM  
EWT CORRECTION FACTORS .835 @ 160°, .670 @ 140°, .507 @ 120°  
\*WHILE QUANTITIES LAST



# HLV-Z SERIES



HIGH STATIC AIR HANDLERS WITH BUILT IN VDF DRIVE WITH AIR PRESSURE SENSING 600-2400 CFM

**POWER & SAVINGS** - ALL UNITS COME WITH A VFD DRIVE WHICH ALLOWS OUR BUILT-IN PRESSURE SENSOR TO INCREASE THE SPEED OF THE FAN TO MAINTAIN DESIGN CFM AND ALLOWS BIG SAVINGS ON CONSTANT VOLUME AIR FLOW APPLICATIONS. **VERSATILITY** - THE HLVZ FAN COIL CAN BE USED WITH A BOILER/HOT WATER HEATER MATCHED TO OUR HOT WATER COILS. COOLING CAN BE DONE WITH A CHILLED WATER OR REFRIGERANT DX COIL. HEAT PUMP OPTION IS STANDARD ON ALL DX COILS. **SUPERIOR FAN ASSEMBLY** - WHEN USED IN NEW CONSTRUCTION OR RETROFIT INSTALLATIONS WITH CONVENTIONAL DUCT SYSTEMS, THE HIGHER STATIC PRESSURE PROVIDES FOR BETTER AIR FLOW ON LONG DUCT RUNS. **COMPACT** - ATTRACTIVE POWDER COATED CABINETS WITH MULTI-FLOW POSITION USE CONSIDERABLY LESS SPACE THEN THE CONVENTIONAL STYLE FURNACE. **LOW MAINTENANCE COST** - QUALITY COMPONENTS ARE SELECTED FOR "OFF THE SHELF" REPLACEMENT REDUCING OPERATING AND MAINTENANCE COST. OUR SINGLE SIDE ACCESS DESIGN QUALITY ASSURED - ALL UNITS ARE CSA AND CE APPROVED

Part #	CFM	WIDTH"	HEIGHT"	DEPTH"	SUPPLY	CONNECTION
HLV-Z-750	800	18.25"	14.50"	32.31"	13" X 17.25"	7/8 OD"
HLV-Z-1050	1200	18.50"	19.50"	32.31"	18" X 17.75"	7/8 OD"
HLV-Z-1750	1600	24.50"	36.75"	38.75"	22.50" X 22.50"	7/8 OD"
HLV-Z-1750	2000	24.75"	36.75"	38.75"	22.50" X 22.50"	7/8 OD"

## HOT WATER COIL

Part #	CFM	GPM	BTU @ 180EWT	BTU @ 160EWT	BTU @ 140EWT	OAD ( L" X W" X H")
HWC-50	800	5	69,700	57,000	44,400	13.50" X 5.50" X 16"
HWC-70	1200	5	103,300	84,600	65,900	19" X 5.50" X 16"
HWC-100	1600	10	157,900	129,400	100,900	25" X 5.50" X 16"
HWC-1750	2000	10	184,800	151,300	118,000	26" X 6" X 22"




# HLV-Z SERIES



## CHILLED WATER COILS

Part #	CFM	GPM	BTU @ 42 EWT	BTU @ 46 EWT	DIMENSIONS
WCM-50	800	5	31,000	26,100	14 3/8" X 10 1/8" X 18 1/2"
WCM-70-1050	1200	5	46,000	39,700	19 3/8" X 10 1/8" X 18 1/2"
WM-1750	1600	10	64,800	56,000	25 3/8" X 10 1/8" X 18 1/2"
WM-1750	2000	10	71,000	61,600	26 1/4" X 8 1/4" X 22 5/8"

HORIZONTAL  
AIR FLOW



UPFLOW  
OR  
HORIZONTAL  
BASE OPTION

## HEAT PUMP COILS

Part #	CFM	TONS	COOLING MBH	DIMENSIONS
RCM-50	400-800	1.5 - 2.0	18,000 - 24,000	14 3/8" X 10 1/8" X 18 1/2"
RCM-70	800-1200	2.5 - 3.0	30,000 - 36,000	19 3/8" X 10 1/8" X 18 1/2"
RCM-100	1400-2000	3.5 - 5.0	42,000 - 60,000	25 3/8" X 10 1/8" X 18 1/2"

HORIZONTAL  
AIR FLOW



UPFLOW  
OR  
HORIZONTAL  
BASE OPTION

**EXPANSION VALVE INCLUDED - HEAT PUMP READY**

## NEW - HEPS SYSTEM AIR CLEANERS




HEPS FITS 750 & 1050 AHU  
HEPS1750 FITS 1750 AHU


### HOW IT WORKS



MERV 13 HIGH EFFICIENCY FILTRATION TRAPS PARTICLES INCLUDING MOLD, BACTERIA, DUST, DANDER & POLLEN.



UVC GERMICIDAL PURIFICATION CAN NEUTRALIZE AIRBORNE BACTERIA AND VIRUSES. PRO-CELL PANEL ELIMINATES TOXIC VOCs AND ODORS



FRESH CLEAN PURE AIR

# HCU SERIES



THE MOST FLEXIBLE OPTION FOR SMALL SPACE HEATING AND COOLING MULTI-POSITIONAL TO SUIT ANY MECHANICAL LOCATION REQUIRES LITTLE TO NO MAINTENANCE, ONLY 2 MOVING PARTS STAND-ALONE MAKE-UP AIR OR EXHAUST AIR APPLICATIONS PERFECT FOR SPACES REQUIRING ADDITIONAL HEATING, COOLING OR FRESH AIR

## HCU Air Handler

Part #	CFM	WIDTH"	HEIGHT"	DEPTH"	SUPPLY OPENING"
HCU-31-EC	450	13.50"	14.00"	14.50"	8"
HCU-51-EC	550	18.25"	14.00"	16.25"	8"



## HOT WATER COIL



Part #	CFM	GPM	BTU @ 180EWT	BTU @ 160EWT	BTU @ 140EWT
HWC-30	450	5	69,700	57,000	44,400
HWC-50	550	5	103,300	84,600	65,900

## CHILLED WATER COILS

Part #	CFM	GPM	BTU @ 42 EWT	BTU @ 46 EWT	DIMENSIONS
WCM-30	450	5	31,000	26,100	14 3/8" X 12 1/4" X 12 3/8"
WCM-50	550	5	46,000	39,700	14 3/8" X 10 1/8" 18 1/2"



HORIZONTAL AIR FLOW

UPFLOW OR HORIZONTAL BASE OPTION



## HEAT PUMP COILS



HORIZONTAL AIR FLOW

UPFLOW OR HORIZONTAL BASE OPTION



Part #	TONS	TX COOLING MBH	DIMENSIONS
RCM-30	1	12,000	14 3/8" X 12 1/4" X 12 3/8"
RCM-50	1.5	18,000	14 3/8" X 10 1/8" 18 1/2"

EXPANSION VALVE INCLUDED  
HEAT PUMP READY

# HABH-200EC SERIES



HIGH EFFICIENCY DIRECT DRIVE MOTOR FOR ENERGY EFFICIENT, LOW MAINTENANCE APPLICATIONS. FORWARD CURVED BLOWERS OPERATE AT LOW RPM FOR LOW NOISE LEVELS. ATTRACTIVE GRAY BAKED ON POWDER COAT FINISH. EC MOTOR OFFERS TRUE VARIABLE SPEED OPERATION AND UP TO 70% ENERGY SAVINGS OVER PSC MOTORS.

Part #	Unit Dimensions (w x d x h)	Outlet Dimensions	Inlet Dimensions
HABH-209-.5EC	21 x 23 x 18	11.8125w x 10.25h	19w x 16h
HABH-209 - 1EC	21 x 23 x 18	11.8125w x 10.25h	19w x 16h
HABH-210 -.5EC	22.25 x 24.25 x 20	13.125w x 11.375h	20.25w x 18h
HABH-210 - 1EC	22.25 x 24.25 x 20	13.125w x 11.375h	20.25w x 18h
HABH-212 -.5EC	27 x 27.5 x 23	15.625w x 13.4375h	25w x 21h
HABH-212 - 1EC	27 x 27.5 x 23	15.625w x 13.4375h	25w x 21h



INDOOR APPLICATIONS, INSULATED OR NON - INSULATED

OPTIONAL: BELT DRIVE  
ODP DIRECT DRIVE  
FILTER RACKS  
HOT & CHILLED WATER COILS

## AIRFLOW CFM @ STATIC PRESSURE

Part #	0.0" HIGH - LOW	0.25" HIGH - LOW	0.50" HIGH - LOW	0.75" HIGH - LOW	1.0" HIGH - LOW	1.25" HIGH - LOW
HABH-209 -.5EC	1925 - 900	1800 - 700	1550 - 600	1200 - 600	950 - 600	---
HABH-209 - 1EC	2450 - 900	2300 - 700	2200 - 600	2000 - 600	1600 - 600	---
HABH-210 -.5EC	2200 - 1100	2000 - 800	1850 - 600	1650 - 600	1500 - 600	950 - 600
HABH-210 - 1EC	2775 - 1100	2650 - 800	2500 - 600	2325 - 600	1900 - 600	950 - 600
HABH-212 -.5EC	2900 - 1800	2600 - 900	2100 - 600	1800 - 600	1550 - 600	1200 - 600
HABH-212 - 1EC	3600 - 1800	3500 - 900	3200 - 600	2750 - 600	2450 - 600	1200 - 600

# HABH-9200EC SERIES



HIGH EFFICIENCY DIRECT DRIVE MOTOR FOR ENERGY EFFICIENT, LOW MAINTENANCE APPLICATIONS. FORWARD CURVED BLOWERS OPERATE AT LOW RPM FOR LOW NOISE LEVELS. ATTRACTIVE GRAY BAKED ON POWDER COAT FINISH. EC MOTOR OFFERS TRUE VARIABLE SPEED OPERATION AND UP TO 70% ENERGY SAVINGS OVER PSC MOTORS.

Part #	Unit Dimensions (w x d x h)	Outlet Dimensions	Inlet Dimensions
HABH-9209 - .5EC	21 x 23 x 18	12.75w x 11.25h	19w x16h
HABH-9209 - 1EC	21 x 23 x 18	12.75w x 11.25h	19w x16h
HABH-9210 - .5EC	22.25 x 24.25 x 20	14.125w x 12.375h	20.25w x 18h
HABH-9210 - 1EC	22.25 x 24.25 x 20	14.125w x 12.375h	20.25w x 18h
HABH-9212 - .5EC	30.125 x 34 x 24.75	16.625w x 14.5h	25w x 21h
HABH-9212 - 1EC	30.125 x 34 x 24.75	16.625w x 14.5h	25w x 21h



**HEAVY DUTY, INSULATED  
INDOOR OR OUTDOOR  
APPLICATIONS**

**OPTIONAL: BELT DRIVE  
ODP DIRECT DRIVE  
FILTER RACKS  
INTAKE HOODS**

**HOT & CHILLED WATER COILS**

## AIRFLOW CFM @ STATIC PRESSURE

Part #	0.0" HIGH - LOW	0.25" HIGH - LOW	0.50" HIGH - LOW	0.75" HIGH - LOW	1.0" HIGH - LOW	1.25" HIGH - LOW
HABH-209 - .5EC	1925 - 900	1800 - 700	1550 - 600	1200 - 600	950 - 600	---
HABH-209 - 1EC	2450 - 900	2300 - 700	2200 - 600	2000 - 600	1600 - 600	---
HABH-210 - .5EC	2200 - 1100	2000 - 800	1850 - 600	1650 - 600	1500 - 600	950 - 600
HABH-210 - 1EC	2775 - 1100	2650 - 800	2500 - 600	2325 - 600	1900 - 600	950 - 600
HABH-212 - .5EC	2900 - 1800	2600 - 900	2100 - 600	1800 - 600	1550 - 600	1200 - 600
HABH-212 - 1EC	3600 - 1800	3500 - 900	3200 - 600	2750 - 600	2450 - 600	1200 - 600

# HCWH SERIES

HCWH SERIES HORIZONTAL AIRFLOW  
CASED CHILLED/HOT WATER COILS



- INSULATED STEEL CASING
- SLOPED DRAIN PAN
- SWEAT CONNECTIONS
- COIL DRAIN & AIR VENT
- 2 YEAR WARRANTY
- HORIZONTAL AIRFLOW
- SIMPLE INSTALLATION
- EXCELLENT PERFORMANCE
- 1/2" COPPER TUBE .016 WT
- 11 FPI, .006 FT

Part #	CFM	APD	COOLING BTU @ 42 EWT	COOLING BTU @ 45 EWT	HEATING BTU @ 160 EWT	HEATING BTU @ 180 LWT
HCWH-07	600	0.28	20,779	18,450	49,321	60,281
WPD			1.98	1.98	1.52	1.46
HCWH-09	800	0.28	24,600	26,973	59,348	71,842
WPD			2.29	2.29	1.83	1.76
HCWH-10	1000	0.30	34,239	30,401	71,332	86,350
WPD			2.45	2.45	1.42	1.36
HCWH-12	1400	0.27	47,222	41,928	101,084	122,365
WPD			2.45	3.14	1.92	1.84
HCWH-15	2000	0.22	65,489	58,148	145,229	175,804
WPD			4.42	4.42	2.77	2.66

Part #	CASE WIDTH (A)"	CASE HEIGHT (B)"	COIL WIDTH (N)"	COIL HEIGHT (P)"	INLET	OUTLET	WEIGHT LBS
HCWH-07	17 3/4"	15 3/8"	16"	13 1/2"	5/8"	5/8"	22
HCWH-09	21"	18"	19 1/8"	16 1/8"	7/8"	7/8"	29
HCWH-10	22 1/2"	20"	20 3/8"	18 1/8"	7/8"	7/8"	36
HCWH-12	27"	23"	25 1/8"	21 1/8"	7/8"	7/8"	42
HCWH-15	33 1/2"	28"	30 5/8"	25 1/8"	7/8"	7/8"	61

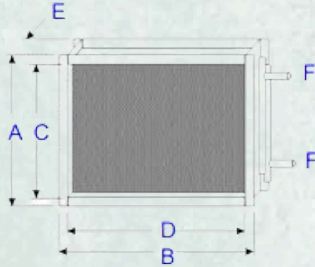
DRAIN IS 5/8" IN-OD

# BUILD TO ORDER SERIES

# H2O CUSTOM COIL WORKSHEET



## CUSTOM COILS



HOT OR CHILLED WATER, STEAM, CONDENSER & DX COILS BUILT TO YOUR SPECIFICATIONS.

STANDARD LEAD TIME 3 - 5 WEEKS  
NEW 1 OR 2 WEEK PRODUCTION CYCLES ARE AVAILABLE

JUST FILL OUT THE WORKSHEET BELOW AND EMAIL TO SALES@DVACHVAC.COM OR SCAN THE QR CODE

## DUCT COIL PERFORMANCE DATA

ITEM	QTY	CFM	BTU	GPM/STEAM PRESSURE/REF	E.A.T.	E.W.T	STATIC PRESSURE
1							
2							
3							

## DUCT COIL DIMENSIONAL DATA

ROWS	A	B	C	D	E	F

## NOTES

CUSTOMER NAME	JOB NAME	TEL #	E-MAIL	CONTACT



COIL  
**CATALOG**  
YEAR 2025



**D-VAC SALES INC.**