


FEHLING...

... THE DIFFERENCE

7

CHISELS
CURETTES
RASPATORIES
TAMPERS
DISSECTORS

MEISSEL
SCHARFE LÖFFEL
RASPATORIEN
STÖSSEL
DISSEKTOREN



FEHLING
INSTRUMENTS

Hanauer Landstraße 7A · 63791 Karlstein/Germany · www.fehling-instruments.de




+49(0) 6188 - 9574.40



+49(0) 6188 - 9574.45



info@fehling-instruments.de



LEXER MINI
180 mm
a = 100 mm



FLAT CHISELS
FLACHMEISSEL

WIDTH BREITE	CERAMO®	UNCOATED UNBESCHICHTET
4 mm	NPF-1K	LBK-6K
6 mm	NPF-2K	LBK-7K
8 mm	NPF-3K	LBK-8K
10 mm	NPF-4K	LBK-9K
12 mm	NPF-5K	LBL-1K




GOUGES
HOHLMEISSEL

WIDTH BREITE	CERAMO®	UNCOATED UNBESCHICHTET
4 mm	NPG-1K	LBL-2K
6 mm	NPG-2K	LBL-3K
8 mm	NPG-3K	LBL-4K
10 mm	NPG-4K	LBL-5K
12 mm	NPG-5K	LBL-6K



FLAT CHISELS
FLACHMEISSEL

WIDTH BREITE	CERAMO®	UNCOATED UNBESCHICHTET
5 mm	NPH-1K	LBL-7K
7 mm	NPH-2K	LBL-8K
10 mm	NPH-3K	LBL-9K
15 mm	NPH-4K	LBM-1K
20 mm	NPH-5K	LBM-2K
25 mm	NPH-6K	LBM-3K
30 mm	NPH-7K	LBM-4K



LEXER
220 mm

a = 120 mm



GOUGES
HOHLMEISSEL

WIDTH BREITE	CERAMO®	UNCOATED UNBESCHICHTET
5 mm	NPI-1K	LBM-6K
7 mm	NPI-2K	LBM-7K
10 mm	NPI-3K	LBM-8K
15 mm	NPI-4K	LBM-9K
20 mm	NPI-5K	LBN-1K
25 mm	NPI-6K	LBN-2K
30 mm	NPI-7K	LBN-3K

CERAMO®



	STRAIGHT GERADE			ANGLED GEWINKELT	STRAIGHT ²⁾ GERADE ²⁾
WIDTH BREITE	L = 300 mm a = 120 mm	L = 360 mm a = 160 mm	L = 450 mm ¹⁾ a = 200 mm	L = 300 mm a = 120 mm	L = 360 mm ¹⁾ a = 160 mm
4 mm	NPC-1K	NOX-1K	NOR-1K	NPD-1K	–
6 mm	NPC-2K	NOX-2K	NRN-5K	NPD-2K	–
8 mm	NPC-3K	NOX-3K	NOR-2K	NPD-3K	–
10 mm	NPC-4K	NOX-4K	NOR-3K	NPD-4K	NOW-7K
15 mm	NPC-5K	NOX-5K	NOR-4K	NPD-5K	NOW-8K
20 mm	NPC-6K	NOX-6K	NOR-5K	NPD-6K	NOW-9K
25 mm	NPC-7K	NOX-7K	NOR-6K	NPD-7K	–
30 mm	NPC-8K	NOX-8K	NOR-7K	NPD-8K	–



DAHMEN
OSTEOTOME

UNCOATED / UNBESCHICHTET

	STRAIGHT GERADE			ANGLED GEWINKELT	STRAIGHT ²⁾ GERADE ²⁾
WIDTH BREITE	L = 300 mm a = 120 mm	L = 360 mm a = 160 mm	L = 450 mm ¹⁾ a = 200 mm	L = 300 mm a = 120 mm	L = 300 mm a = 120 mm
4 mm	LAZ-6K	LPN-1K	LBI-1K	LBA-7K	–
6 mm	LAZ-8K	LPN-2K	LBI-2K	LBA-9K	LBQ-2K
8 mm	LAZ-9K	LPN-3K	LBI-3K	LBB-1K	–
10 mm	LBA-1K	LPN-4K	LBI-4K	LBB-2K	LBQ-4K
15 mm	LBA-3K	LPN-5K	LBI-5K	LBB-4K	LBQ-5K
20 mm	LBA-4K	LPN-6K	LBI-6K	LBB-5K	LBQ-6K
25 mm	LBA-6K	LPN-7K	LBI-7K	LBB-7K	LBQ-7K
30 mm	LBA-0K	LPN-8K	LBI-8K	LBB-0K	–

L = TOTAL LENGTH / GESAMTLÄNGE

1) BOTH-SIDED CALIBRATION / BEIDSEITIG GRADUIERT

2) ONE-SIDED CUT / EINSEITIGER SCHLIFF

CERAMO®

WIDTH BREITE	L = 300 mm a = 120 mm	L = 360 mm a = 160 mm	L = 450 mm ¹⁾ a = 200 mm
4 mm	NPE-1K	NOY-1K	NOP-1K
6 mm	NPE-2K	NOY-2K	NOP-2K
8 mm	NPE-3K	NOY-3K	NOP-3K
10 mm	NPE-4K	NOY-4K	NOP-4K
15 mm	NPE-5K	NOY-5K	NOP-5K
20 mm	NPE-6K	NOY-6K	NOP-6K
25 mm	NPE-7K	NOY-7K	NOP-7K
30 mm	NPE-8K	NOY-8K	NOP-8K



DAHMEN
GOUGES
HOHLMEISSEL

UNCOATED / UNBESCHICHTET

WIDTH BREITE	L = 300 mm a = 120 mm	L = 360 mm a = 160 mm	L = 450 mm ¹⁾ a = 200 mm
4 mm	LBB-8K	LPP-1K	LBO-1K
6 mm	LBB-9K	LPP-2K	LBO-2K
8 mm	LBC-1K	LPP-3K	LBO-3K
10 mm	LBC-2K	LPP-4K	LBO-4K
15 mm	LBC-4K	LPP-5K	LBO-5K
20 mm	LBC-5K	LPP-6K	LBO-6K
25 mm	LBC-7K	LPP-7K	LBO-7K
30 mm	LBC-0K	LPP-8K	LBO-8K

L = TOTAL LENGTH / GESAMTLÄNGE

1) BOTH-SIDED CALIBRATION / BEIDSEITIG GRADUIERT



WIDTH BREITE	CERAMO®		UNCOATED UNBESCHICHTET	
	125 mm	250 mm	125 mm	250 mm
4 mm	NPY-1	NPP-1	LBR-1	LBH-4
6 mm	NPY-2	–	LBR-2	LBH-5
8 mm	NPY-3	NPP-2	LBR-3	LBH-6
10 mm	NPY-4	NPP-3	LBR-4	LBH-8
12 mm	NPY-5	–	LBR-5	LBH-9
13 mm	–	NPP-4	–	LBJ-1
15 mm	NPY-6	–	LBR-6	LBJ-2
16 mm	–	NPP-5	–	LBJ-3
18 mm	–	NPP-6	–	LBJ-4
20 mm	–	NPP-7	–	LBJ-5
25 mm	–	NPP-8	–	LBJ-7
30 mm	–	NPP-9	–	LBJ-8
38 mm	–	NPQ-1	–	LBJ-9











WIDTH BREITE	L = 220 mm a = 120 mm	L = 300 mm a = 120 mm	L = 360 mm a = 160 mm
4 mm	–	LQD-1K	LPQ-1K
5 mm	LQA-1K	–	–
6 mm	–	–	LPQ-2K
7 mm	LQA-2K	–	–
8 mm	–	LQD-2K	LPQ-3K
10 mm	LQA-3K	LQD-3K	LPQ-4K
15 mm	LQA-4K	LQD-5K	LPQ-5K
20 mm	LQA-5K	LQD-7K	LPQ-6K
25 mm	LQA-6K	LQD-8K	LPQ-7K
30 mm	LQA-7K	LQD-9K	LPQ-8K

L = TOTAL LENGTH / GESAMTLÄNGE

CERAMO®



SIZE FIGUR	STRAIGHT GERADE				ANGLED GEWINKELT		
	L = 200 mm a = 115 mm	L = 285 mm a = 120 mm	L = 360 mm a = 160 mm	L = 450 mm ¹⁾ a = 200 mm	L = 285 mm a = 120 mm	L = 360 mm a = 160 mm	L = 450 mm ¹⁾ a = 200 mm
 0000	NRX-1K	NRB-5K	NRE-1K	NRW-1K	NRC-5K	NRF-1K	NRU-1K
 000	NRX-2K	NRB-6K	NRE-2K	NRW-2K	NRC-6K	NRF-2K	NRU-2K
 00	NRX-3K	NRB-7K	NRE-3K	NRW-3K	NRC-7K	NRF-3K	NRU-3K
 0	NRX-4K	NRB-8K	NRE-4K	NRN-1K	NRC-8K	NRF-4K	NRU-4K
 1	NRX-5K	NPA-1K	NRE-5K	NRW-4K	NPB-1K	NRF-5K	NRU-5K
 2	NRX-6K	NPA-2K	NRE-6K	NRW-5K	NPB-2K	NRF-6K	NRU-6K
 3	NRX-7K	NPA-3K	NRE-7K	NRN-2K	NPB-3K	NRF-7K	NRU-7K
 4	NRX-8K	NPA-4K	NRE-8K	NRW-6K	NPB-4K	NRF-8K	NRU-8K

L = TOTAL LENGTH / GESAMTLÄNGE

1) BOTH-SIDED CALIBRATION / BEIDSEITIG GRADUIERT

CERAMO®



CLOWARD
a = 115 mm





SIZE FIGUR	STRAIGHT GERADE		45° ANGLED 45° GEWINKELT		BACKWARDS RÜCKWÄRTS	
	L = 200 mm	L = 230 mm	L = 200 mm	L = 230 mm	L = 200 mm	L = 230 mm
1/4 000000	-	NZJ-0K	-	NZJ-9K	-	-
1/4 00000	-	NZJ-5K	-	NZJ-6K	NRV-0K	-
1/4 0000	NPM-1K	NZJ-3K	NPN-1K	NZJ-4K	-	-
1/4 000	NPM-2K	NZJ-1K	NPN-2K	NZJ-2K	NRV-1K	NPR-4K
1/4 00	NPM-3K	NZJ-7K	NPN-3K	NZJ-8K	NRV-2K	NPR-5K
1/4 0	NPM-4K	NZM-1K	NPN-4K	NZM-0K	NRV-3K	NPR-6K
1/4 1	NPM-5K	NZM-3K	NPN-5K	NZM-2K	NRV-4K	NPR-7K
1/4 2	NPM-6K	NZM-5K	NPN-6K	NZM-4K	NRV-5K	NPR-8K
1/4 3	NPM-7K	NZM-7K	NPN-7K	NZM-6K	NRV-6K	NPR-9K
1/4 4	NPM-8K	NZM-9K	NPN-8K	NZM-8K	NRV-7K	NPS-4K
1/4 5	NPM-9K	NZN-1K	NPN-9K	NZN-0K	NRV-8K	NPS-5K
1/4 6	NPM-0K	NZN-3K	NPN-0K	NZN-2K	NRV-9K	NPS-6K

L = TOTAL LENGTH / GESAMTLÄNGE

HANDLES MADE OF PROPYLUX / GRIFFMATERIAL = PROPYLUX

CERAMO®













SIZE FIGUR	STRAIGHT GERADE			CURVED GEBOGEN	
	L = 285 mm a = 120 mm	L = 360 mm a = 160 mm	L = 450 mm ¹⁾ a = 200 mm	L = 360 mm a = 160 mm	L = 450 mm ¹⁾ a = 200 mm
 1 1/4	NZO-0K	NZO-2K	NRP-1K	NZO-3K	NRP-2K
 2 1/4	NZO-1K	NZO-4K	NRP-3K	NZO-5K	NRP-4K
 3 1/4	NZE-2K	NZO-6K	NRN-3K	NZO-7K	NRP-5K
 4 1/4	NZE-0K	NZO-8K	NRP-6K	NZO-9K	NRP-7K







L = TOTAL LENGTH / GESAMTLÄNGE

1) BOTH-SIDED CALIBRATION / BEIDSEITIG GRADUIERT

CERAMO®



	 1/4	 1/4	 1/4
SIZE FIGUR	STRAIGHT GERADE L = 230 mm	45° ANGLED GEWINKELT L = 230 mm	90° ANGLED GEWINKELT L = 230 mm
 1/4 000000	-	-	NRQ-8
 1/4 00000	-	-	NRQ-9
 1/4 000	NRR-0	NRR-5	-
 1/4 00	NRR-1	NRR-6	-
 1/4 0	NRR-2	NRR-7	-
 1/4 2	NRR-3	NRR-8	-
 1/4 4	NRR-4	NRR-9	-

	 1/4		 1/4		 1/4	
CUP SIZE LÖFFEL- GRÖSSE	STRAIGHT GERADE		ANGLED GEWINKELT		BACKWARDS RÜCKWÄRTS	
	L = 230 mm	L = 290 mm	L = 230 mm	L = 290 mm	L = 230 mm	L = 290 mm
 1/4 1,8 mm	NRG-2	NRD-2	NRG-5	NRD-5	NRG-9	NRD-8
 1/4 3,6 mm	NRG-1	NRD-1	NRG-4	NRD-4	NRG-8	NRD-7
 1/4 5,2 mm	NRG-0	NRD-0	NRG-3	NRD-3	NRG-6	NRD-6

L = TOTAL LENGTH / GESAMTLÄNGE

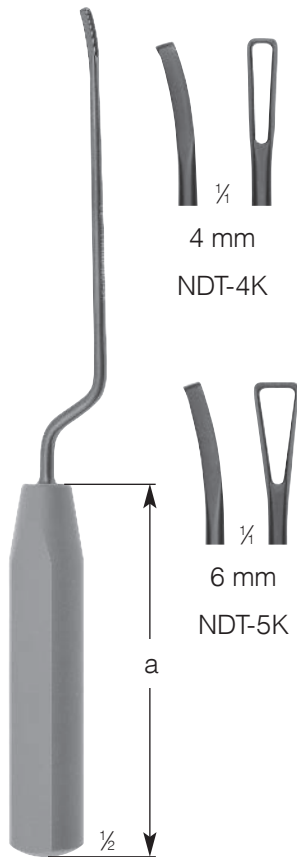
CERAMO®



	WIDTH BREITE	L = 210 mm a = 120 mm	L = 265 mm a = 120 mm	L = 370 mm a = 160 mm
 30°	6 mm	NPK-3K	NPJ-0K	-
	8 mm	NPK-4K	NPK-0K	NPK-1K
	10 mm	-	NPO-9K	NPK-2K
 45°	6 mm	-	NPK-5K	-
	8 mm	-	NPK-6K	NPJ-1K
	10 mm	-	-	NPJ-2K

	WIDTH BREITE	L = 450 mm ¹⁾ a = 200 mm
 10°	11 mm	NRN-7K

L = TOTAL LENGTH / GESAMTLÄNGE
1) BOTH-SIDED CALIBRATION / BEIDSEITIG GRADUIERT



LANKSCH
L = 215 mm
a = 100 mm



L = 250 mm
a = 120 mm

 5 x 8	NPK-7K
 5 x 10	NPK-8K
 5 x 14	NPK-9K

L = TOTAL LENGTH / GESAMTLÄNGE

CERAMO®



225 mm
NZV-4



4,5 mm
SHARP
SCHARF



225 mm



2,0 mm
BLUNT
STUMPF
NZV-6



4,5 mm
BLUNT
STUMPF
NZV-5

FIND MICRO DISSECTORS
IN CHAPTER 10.

MIKRODISSEKTOREN SIND
IN KAPITEL 10 ZU FINDEN.



KRÄMER
185 mm
NRK-5



10 mm
SHARP
SCHARF



KRÄMER
185 mm
NRK-6



10 mm
SHARP
SCHARF




KILLIAN
185 mm
NRH-1



FREER
195 mm
NRH-3



FREER/YASARGIL
185 mm
NRH-4



FREER
190 mm
OBP-3



FREER
200 mm
OBT-4



EVERHARDT
230 mm
NHX-0

CERAMO®



a = 100 mm



3 x 185 mm
NRI-0K



6 x 190 mm
NRI-1K



6 x 190 mm
NRI-2K



6 x 190 mm
NRI-3K



a = 115 mm



14 x 190 mm
NRI-4K

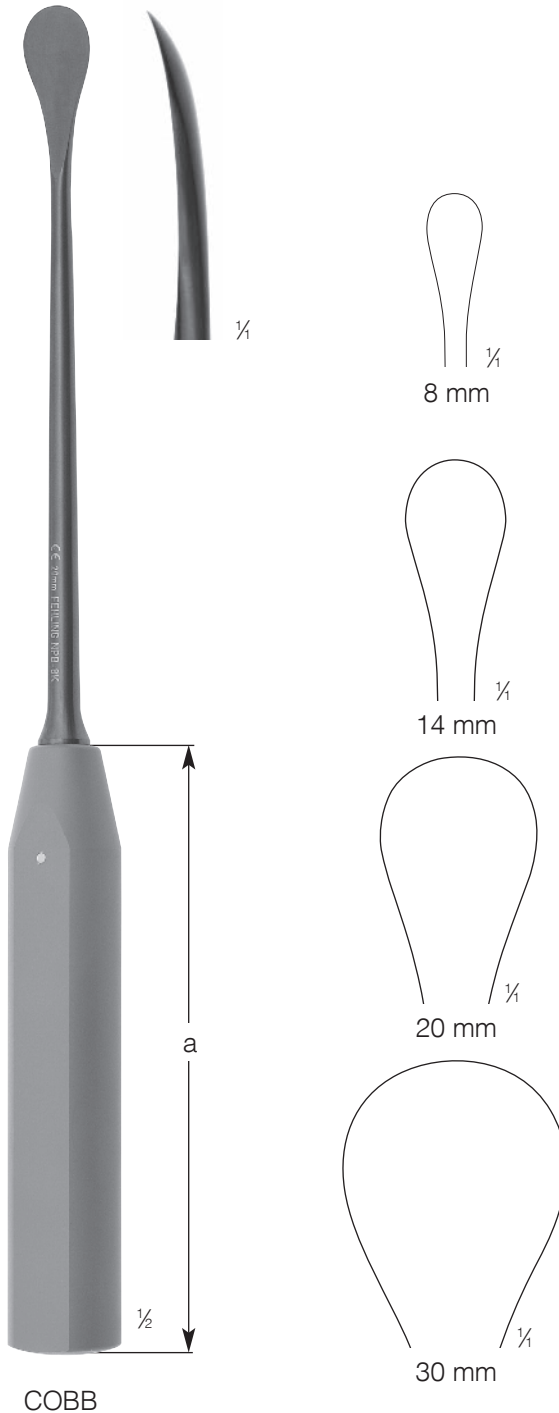


14 x 190 mm
NRI-5K



13 x 185 mm
NRI-6K

CERAMO®









L = 280 mm a = 120 mm	L = 360 mm a = 160 mm	L = 450 mm ¹⁾ a = 200 mm
NPA-6K	NPB-6K	NPF-6K
NPA-7K	NPB-7K	NPF-7K
NPA-8K	NPB-8K	NPF-8K
-	NZR-1K	-

L = TOTAL LENGTH / GESAMTLÄNGE

1) BOTH-SIDED CALIBRATION / BEIDSEITIG GRADUIERT

CERAMO®







	L = 220 mm a = 120 mm	L = 300 mm a = 160 mm	L = 360 mm a = 160 mm	L = 450 mm ¹⁾ a = 200 mm
 1/4 6 x 6 mm	-	NUA-2K	NUB-5K	NUB-1K
 1/4 6 x 18 mm	-	NUA-1K	NUB-6K	NUB-2K
 1/4 Ø 3 mm	NUA-8K	-	-	-
 1/4 Ø 5 mm	NUA-7K	NUA-4K	NUB-7K	NUB-3K
 1/4 Ø 10 mm	NUA-6K	NUA-3K	NUB-8K	NUB-4K
 1/4 4 x 10 mm	-	NUA-5K	NUB-9K	-

L = TOTAL LENGTH / GESAMTLÄNGE

1) BOTH-SIDED CALIBRATION / BEIDSEITIG GRADUIERT



CERAMO® SYPERT

	L = 300 mm a = 160 mm	L = 360 mm a = 160 mm	L = 450 mm ¹⁾ a = 200 mm
 1/4 3 x 8 mm	NRA-1K	NUC-5K	NUC-1K
 1/4 4 x 10 mm	NRA-2K	NUC-6K	NUC-2K
 1/4 5 x 15 mm	NRA-4K	NUC-7K	NUC-3K
 1/4 6 x 20 mm	NRA-5K	NUC-8K	NUC-4K





L = TOTAL LENGTH / GESAMTLÄNGE

1) BOTH-SIDED CALIBRATION / BEIDSEITIG GRADUIERT

HANDLES MADE OF PROPYLUX / GRIFFMATERIAL = PROPYLUX






160 mm

 1/4 Ø 3 mm	LBW-2
 1/4 Ø 5 mm	LBW-4
 1/4 Ø 7 mm	LBW-6
 1/4 Ø 9 mm	LBW-8



CERAMO®
MICRO TAMPER
MIKROSTÖSSEL
160 mm

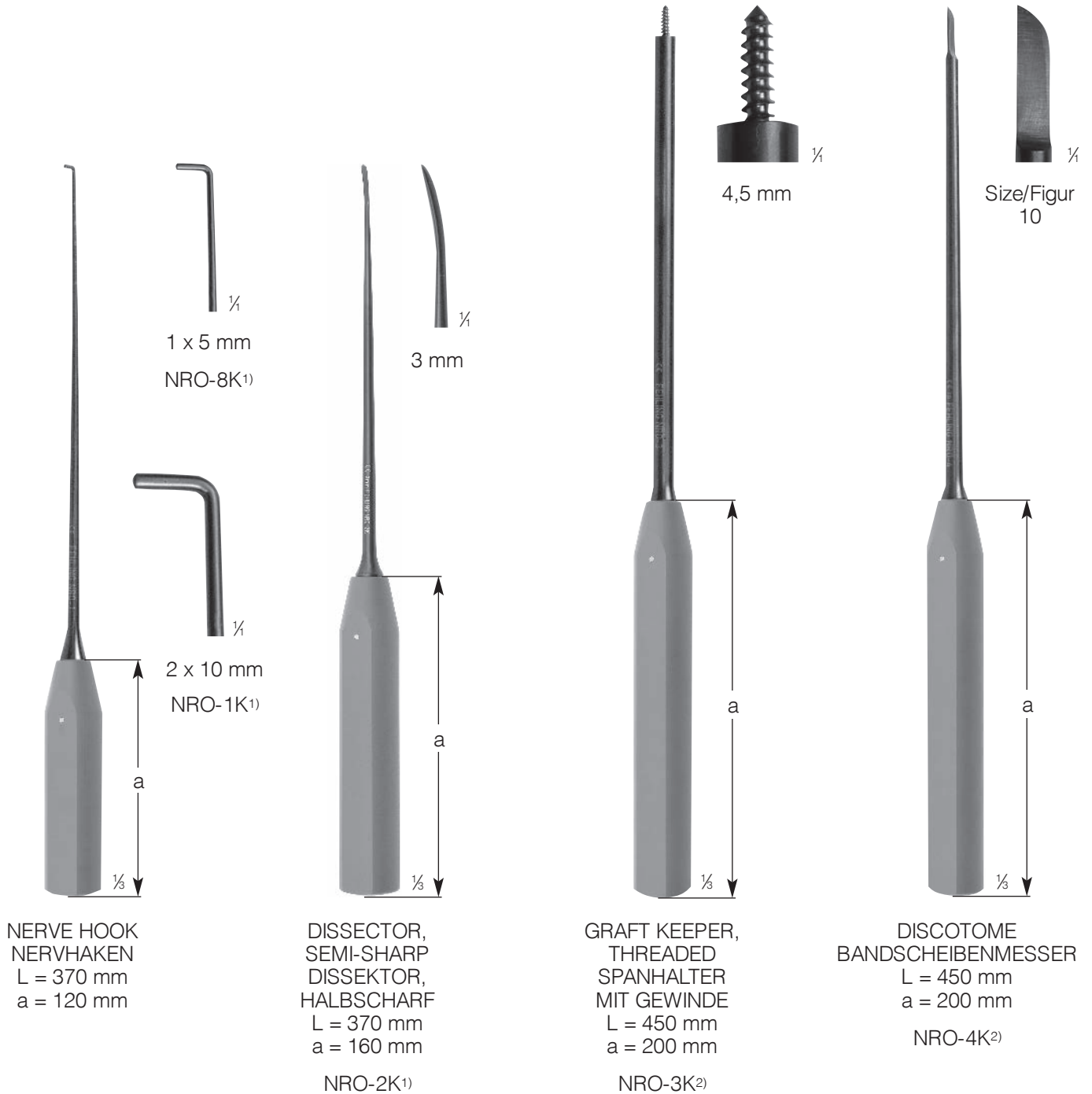


 1/4 Ø 2 mm	NUX-1
 1/4 Ø 4 mm	NUX-2
 1/4 Ø 6 mm	NUX-3



CERAMO®
HANDLE
GRIFF
ABB-1

CERAMO®



L = TOTAL LENGTH / GESAMTLÄNGE

1) ONE-SIDED CALIBRATION / EINSEITIG GRADUIERT

2) BOTH-SIDED CALIBRATION / BEIDSEITIG GRADUIERT



OUTER / ÄUSSERER Ø: 7 mm
INNER / INNERER Ø: 2 mm



½

CANULATED AWL
KANULIERTER PFRIEM
230 mm

NTM-1



½

FOUREDGED AWL
VIERKANT-PFRIEM
140 mm

LAC-8



½

COTTLE
MALLETT
HAMMER
190 mm
Ø 30 mm
240 g

LAR-2

Your Distributor

The dimensions listed in the catalog are nominal measurements. Actual values may differ slightly due to variations in production.

Please note that not all products are available in every country.



1690 Stone Village Lane NW • Suite 721 • Kennesaw, GA 30152

Toll Free: 1-800-FEHLING (334-5464) • Fax: 770-794-0122 • Email: info@fehlingurgical.com

ZYP-2USweb: 03/19