



2023~2024

Electronic Assembly Industrial  
- Products Catalog



Bespoke industrial tools.



[www.kemptools.com](http://www.kemptools.com)

## KEMP

Committed to development and total solution for industrial tightening technology. KEMP insists on providing cost-effective and high-quality tools. Our team has the professional knowledge and sales experience required for industrial tightening. Quickly assist in the correct selection and configuration of products, and improve the efficiency and quality of manufacturing.

KEMP brings new opportunities for industrial tightening solution. KEMP has always satisfy clients needs and expectations with good price & suitable tools of application.

KEMP in the field of electronics industry throughout the electronic components, automotive electronic, computers, communication equipment, radar equipment, broadcasting equipment, instrumentation, electronic special equipment, home appliances, home audio visual system, etc.

## KEMP 肯普

**Keep Reliable** Kemp team provide 3 reliable elements to the customers:

### Enhance

Reliable enhance service - Professional team with localization service. Service quality in all regions of the country. Guaranteed for Pre-sales & After-sales.

### Manufacture

Reliable manufacture quality - Years of international brands OEM. Excellent performance and Outstanding quality. Guaranteed for Brilliant Quality.

### Performance

Reliable performance on value - The Brands of EU, USA & JPN all were produced by the same factory. The same products and affordable price. Good value for the money and guaranteed.



**triple i** intelligence • industrial • internet



## kti 3i intelligence tools ser.

Wireless Torque Transducer

P1

EPT Series Precision Torque Transducer Fastening Tools

P2~7

EPF Transducer Screwdriver

P8~9

ETS Series Torque Monitoring Electric Screwdriver

P10~13

EBS Electric Screwdriver

P14~15



# KEMP

# kti

triple i intelligence • industrial • internet




## Wireless Torque Transducer

- Versatile operation modes for option: Oil pulse Tools, Shut-off type Clutch, Torque multiplier, Click Torque Wrench
- Signal according to: Torque, Angle
- RF Frequency band: 60 frequency band used with the E-BTM-C Torque Controller.
- Torque Transducer self-monitoring (electric+transmitting+torque+angle+usage count)
- On & off Reed switch (magnetic on/off) .Auto off when non transmitting torque 5min up.
- Software installation: Support Software & APP on Android & Microsoft. Torque curve display on Microsoft only.


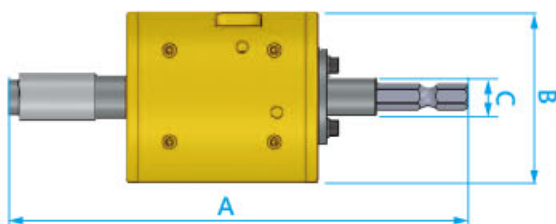
**android**  **Windows** 

- LED signal light [ **Blue Light on**: RF ok / **Blue- flicker**:system initialize ] [ **Orange on**:Low battery / **Orange- flicker**:Error ] [ **Red Light on**:charging ] [ **Green Light on**:charge complete ]
- **WARNING**: The dynamic wireless transducer will rotate during operation. Do not holding the transducer when operating to avoid accidental injury due to Incorrect operation.
- **Warranty** One year with use correctly and under maximum torque limit specified, Within dynamic 200,000 cycles or static 500,000 cycles. (Built-in record for usage time and count)

Torque	0.5~2500Nm
Power	DC3.7V / 650 mAh
Torque Resolution (Nm)	0.1% T nom
Accuracy (CW)	± 1%
Accuracy (CCW)	± 2%
Static Measured Angle Range	0°~360°
Angle Resolution (Degree)	0.5°
Charger	Type-C 5V 0.5A
IO(1)	USB Type-C *1
IO(2)Wireless(1)	RF 2.4G transmitting(20M)
Storage Temperature (°C)	-10°C ~ 60°C
Operating Humidity	10...75% · Non-condensing



### S Series



Do not grab housing while operating



### E-BTM-S Series for ele. & air screwdriver

Model	Static Torque Range (Nm)	Dynamic Torque Range (Nm)	Dimensions							Weight (kg)	Item No.
			A (mm)	B (mm)	C (mm)	D (mm)	E (mm)	F (mm)	G (mm)		
E-BTM-S22T5	0.5~5	0.5~4	121	45	10	6.35	24	6.65	24	0.15	235 10 101
E-BTM-S22T10	1~10	1~8	121	45	10	6.35	24	6.65	24	0.15	235 10 102
E-BTM-S22T20	2~20	2~16	121	45	10	6.35	24	6.65	24	0.15	235 10 103

### E-BTM-S Ser. for Static Tightening only.

Included accessories: 1x Magnetic(on/off switch) • 1x Type-C USB cable

### Acc.



**E-BTM-L20**  
Dongle

Item No.  
336 10 120

Port : USB2.0

Support : Android 7 / WinXP/7/8/8.1/10



**E-BTM-N14**  
CCD Type 2000mAh  
Bluetooth Wireless  
Scanner

Item No.  
336 10 214

Voltage: 5V DC

Battery: Lithium 3.7V/2000mAh/4.63Wh

Support : Bluetooth · USB



**k**ti triple i intelligence • industrial • internet

## EPT Precision Torque Transducer Fastening Tools



Improving fastening assembly line performance, KEMP realized what are you looking for. We provide the most innovative and cost-effective electric fastening system.

KEMP's solution brings new opportunities for the fastening industry. Our mission has always been to meet the needs and expectations of clients, moderate price and excellent performance.

KEMP transducer fastening tools cover all assembly line requirements for an accurate, high-quality torque and angle-controlled tightening experience.

Developing smart tools through the spirit of KEMP Kti .

New generation Kti-EPT Ser. provides finest accuracy and precision will hold the leading position for you.

## EPT-KC Controllers unit

EPT-KC Series of controllers give you full control of your fastening operation in an industry leading compact size. With features like touch screen color display, 16 programs and 64 sequences, intuitive programming interface, torque and angle control and graphs output, the EPT-KC units provide unmatched performance and value. The Controllers unit comes in two versions depending on the functionality level required.

The KC1 basic unit includes serial and USB ports.

In addition to that, KC1A advanced controllers feature a Modbus TCP communication port.

Most communication protocols are available with the support of external modules.

EPT-KC controllers will operate all EPT series of tools.



Table stand for opt.

Model	Item No.
EPT-KC1	335 90 101
EPT-KC1A	335 90 102

Features	Basic EPT-KC1	Advanced EPT-KC1A
5" Touch Screen	O	O
Number of programs	64	64
Sequences	8	8
20 Input	O	O
21 Outputs	O	O
Torque graph	O	O
Bar code reading	O	O
Torque & angle control	O	O
Multiple parameters	O	O
RS232 (2)	O	O
MINI USB	O	O

Features	Basic EPT-KC1	Advanced EPT-KC1A
USB	O	O
Modbus TCP		O
Devicenet		+
CC-Link		+
Profibus		+
Ethernet / IP		+
Profinet		+
Profinet FO		+
Ethercat		+
CC-Link IE Field		+
Powerlink		+

**Included accessories:** 1x Wall-mounted , 1 x 8G USB flash drive

O : Build in function

+ : Requires separate module to convert Modbus TCP to the desired protocol


\* According to KEMP product improvement policy, it will not be notified immediately when changes to the design and specifications. Please check KEMP's website for the latest information.



## EPT Precision Torque Transducer Fastening Tools

### Features & benefits:

- EPT Series is the new A-class intelligent transducerized assembly system from KEMP. The system consists of an advanced state-of-the-art controller and a range of handheld and fixtured electric screwdrivers with torque up to 70 Nm.
- EPT Series transducerized electric tools cover all assembly line requirements for an accurate, high-quality torque and angle-controlled tightening experience.
- EPT Series built-in compact transducer provides torque control with excellent repeatability.
- EPT screwdrivers feature unsurpassed ergonomics, soft touch design, status LED, temperature protection combined with full traceability and error-proofing capabilities.
- Available in straight, pistol and angle configuration.



## EPT Transducer Screwdriver, Inline Type




For dimension drawing requirements, please contact KEMP

Model	Drive Size (Hex./Sq.)	Torque Range		Free Speed rpm	Length mm	Diameter mm	Weight kg	Item No.
		kgf.cm	Nm					
EPT-KS15	1/4	1 - 15	0.1 - 1.5	50 - 850	254	40	0.7	330 90 111
EPT-KS60	1/4	5 - 60	0.5 - 6.0	50 - 850	251	40	0.7	330 90 211
EPT-KS100	1/4	8 - 100	0.8 - 10.0	50 - 600	251	40	0.7	330 90 311
EPT-KS150	1/4	5 - 150	0.5 - 15.0	50 - 320	251	40	0.7	330 90 411
EPT-KS200	3/8	20 - 200	2.0 - 20.0	20 - 210	297	43	1.3	330 90 511
EPT-KS350	3/8	30 - 350	3.0 - 35.0	20 - 140	318	43	1.8	330 90 611
EPT-KS500	1/2	50 - 500	5.0 - 50.0	20 - 90	322	43	1.8	330 90 711

## EPT Transducer Screwdriver, Pistol Type

### EPT Transducer Screwdriver, Pistol Type With Top Connector



kti 3i intelligence tools ser.

For dimension drawing requirements, please contact KEMP

Model	Drive Size (Hex.)	Torque Range		Free Speed rpm	LengthxHeight mm	Diameter mm	Weight kg	Item No.
		kgf.cm	Nm					
EPT-KP15	1/4	1 - 15	0.1 - 1.5	50 - 850	186x172	50	0.7	330 90 121
EPT-KP60	1/4	5 - 60	0.5 - 6.0	50 - 850	186x170	50	0.7	330 90 221
EPT-KP100	1/4	8 - 100	0.8 - 10.0	50 - 600	186x170	50	0.7	330 90 321
EPT-KP150	1/4	5 - 150	0.5 - 15.0	50 - 320	186x170	50	0.7	330 90 421
EPT-KP15U	1/4	1 - 15	0.1 - 1.5	50 - 850	186x172	50	0.7	330 90 122
EPT-KP60U	1/4	5 - 60	0.5 - 6.0	50 - 850	186x170	50	0.7	330 90 222
EPT-KP100U	1/4	8 - 100	0.8 - 10.0	50 - 600	186x170	50	0.7	330 90 322
EPT-KP150U	1/4	5 - 150	0.5 - 15.0	50 - 320	186x170	50	0.7	330 90 422

## EPT Transducer Screwdriver, Angle Head Type



For dimension drawing requirements, please contact KEMP

Model	Drive Size	Torque Range		Free Speed rpm	Length mm	Diameter mm	Weight kg	Item No.
		kgf.cm	Nm					
EPT-KS15A	1/4(Hex.)	1 - 15	0.1-1.5	50 - 850	288	40	0.7	330 90 151
EPT-KS60A	1/4(Hex.)	5 - 55	0.5-5.5	50 - 850	288	40	0.7	330 90 251
EPT-KS100A	1/4(Hex.)	8 - 90	0.8-9.0	50 - 600	288	40	0.7	330 90 351
EPT-KS150A	1/4(Hex.)	5 - 120	0.5-12	50 - 320	326	40	0.9	330 90 451
EPT-KS300A	3/8(Sq.)	30 - 300	3.0-30.0	20 - 140	429	43	2.1	330 90 551
EPT-KS450A	1/2(Sq.)	40 - 450	4.0-45.0	20 - 90	450	43	2.8	330 90 651
EPT-KS700A	1/2(Sq.)	70 - 700	7.0-70.0	20 - 50	453	43	2.8	330 90 751



## EPT Transducer Screwdriver, Fixture Mount

### Features & benefits:

- EPT Series is the new A-class intelligent transducerized assembly system from KEMP.  
The system consists of an advanced state-of-the-art controller and a range of handheld and fixtured electric screwdrivers with torque up to 70 Nm.
- EPT Series transducerized electric tools cover all assembly line requirements for an accurate, high-quality torque and angle-controlled tightening experience.
- EPT Series built-in compact transducer provides torque control with excellent repeatability.
- EPT screwdrivers feature unsurpassed ergonomics, soft touch design, status LED, temperature protection combined with full traceability and error-proofing capabilities.
- Available in straight, pistol and fixture mount configuration.



## EPT Transducer Screwdriver, Fixture Mount



For dimension drawing requirements, please contact KEMP

Model	Drive Size	Torque Range		Free Speed rpm	Length mm	Diameter mm	Weight kg	Item No.
		kgf.cm	Nm					
EPT-KF15	1/4(Hex.)	1 - 15	0.1 - 1.5	50 - 850	237	40	0.9	330 90 131
EPT-KF60	1/4(Hex.)	5 - 60	0.5 - 6.0	50 - 850	248	40	0.9	330 90 231
EPT-KF100	1/4(Hex.)	8 - 100	0.8 - 10.0	50 - 600	248	40	0.9	330 90 331
EPT-KF150	1/4(Hex.)	5 - 150	0.5 - 15.0	50 - 320	248	40	0.9	330 90 431
EPT-KF200	3/8(Sq.)	20 - 200	2.0 - 20.0	20 - 210	297	48	1.3	330 90 531
EPT-KF350	3/8(Sq.)	30 - 350	3.0 - 35.0	20 - 140	318	57	1.8	330 90 631
EPT-KF500	1/2(Sq.)	50 - 500	5.0 - 50.0	20 - 90	322	57	1.8	330 90 731

## EPT Transducer Screwdriver, Fixtured With Flange Mount



For dimension drawing requirements, please contact KEMP

Model	Drive Size	Torque Range		Free Speed rpm	Length mm	Diameter mm	Weight kg	Item No.
		kgf.cm	Nm					
EPT-KF15N	1/4(Hex.)	1 - 15	0.1 - 1.5	50 - 850	316	40	1.1	330 90 141
EPT-KF60N	3/8(Sq.)	5 - 60	0.5 - 6.0	50 - 850	350	40	1.1	330 90 241
EPT-KF100N	3/8(Sq.)	8 - 100	0.8 - 10.0	50 - 600	350	40	1.1	330 90 341
EPT-KF150N	3/8(Sq.)	5 - 150	0.5 - 15.0	50 - 320	350	40	1.1	330 90 441
EPT-KF200N	3/8(Sq.)	20 - 200	2.0 - 20.0	20 - 210	383	48	1.6	330 90 541
EPT-KF350N	3/8(Sq.)	30 - 350	3.0 - 35.0	20 - 140	409	57	2.1	330 90 641
EPT-KF500N	1/2(Sq.)	50 - 500	5.0 - 50.0	20 - 90	420	57	2.3	330 90 741

kti 3i intelligence tools ser.

## EPT Transducer Screwdriver, Fixtured With Angle Head



For dimension drawing requirements, please contact KEMP

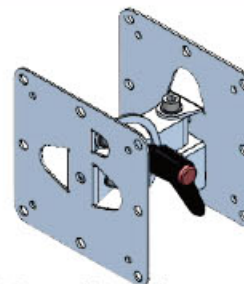
Model	Drive Size (Hex.)	Torque Range		Free Speed rpm	Length mm	Diameter mm	Weight kg	Item No.
		kgf.cm	Nm					
EPT-KF60A	1/4	5 - 55	0.5 - 5.5	50 - 850	280	40	0.7	330 90 261
EPT-KF100A	1/4	8 - 90	0.8 - 9.0	50 - 600	280	40	0.7	330 90 361
EPT-KF150A	1/4	5 - 120	0.5 - 12.0	50 - 320	280	40	0.9	330 90 461

## Acc.



Table Stand

Item No.  
937 90 101



Adjustable Wall Bracket

Item No.  
937 90 102

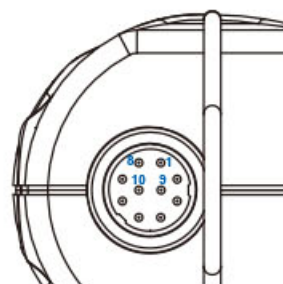


Cable M16 10pin 2.5m

Item No.  
935 90 101

Cable M16 10pin 2.5m,  
Heavy Duty Type

Item No.  
935 90 102

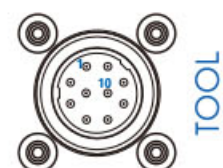


Cable M16 10pin 5.0m

Item No.  
935 90 106

Cable M16 10pin 5.0m,  
Heavy Duty Type

Item No.  
935 90 107





## EPF Series - Precision Torque Transducer Fastening Tools

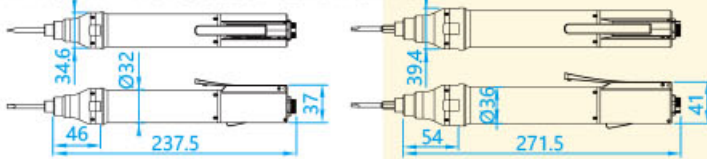
EPF Series intelligence transducer fastening tools with the goal of meeting the market's high-precision demand and the purpose of creating value, we provide customers with comprehensive professional solutions related to the precision assembly industry, including technical consultation, product customization and development, scheme design and implementation, and product after-sales service.

### Features & benefits:

- EPF Series torque range 0.05~12Nm.
- Available in hand held straight, pistol ,angle and fixture Mount configuration.
- True torque and pressure detection with built-in Composite force transducer .
- Torque, angle, torque or angle, torque and angle tightening strategies during whole tightening process.
- Provides torque control with excellent repeatability. CPK>1.67
- Maintenance free thanks to brushless motor.
- Low noise design under 70dB.

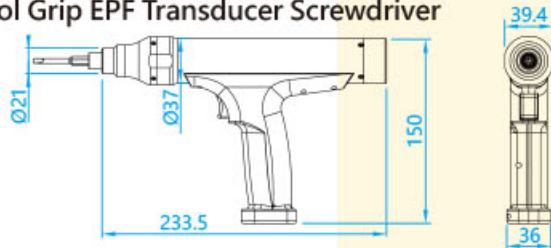


### Inline EPF Transducer Screwdriver



Model	Drive Size	Torque Range		Free Speed rpm	Length mm	Diameter mm	Weight kg	Item No.
		kgf.cm	Nm					
EPF-YS04	Ø4mm	0.51~3.57	0.05~0.35	1700	238	32	0.305	330 80 101
EPF-YS06	Ø4mm	1.02~6.12	0.1~0.6	1100	238	32	0.305	330 80 102
EPF-YS10	Ø4mm	2.04~10.20	0.2~1.0	550	238	32	0.305	330 80 103
EPF-YS23	1/4(Hex.)	3.06~23.46	0.3~2.3	1000	272	36	0.605	330 80 104
EPF-YS40	1/4(Hex.)	5.10~40.80	0.5~4.0	850	272	36	0.605	330 80 105
EPF-YS55	1/4(Hex.)	10.2~56.1	1.0~5.5	600	272	36	0.65	330 80 111
EPF-YS70	1/4(Hex.)	10.2~71.4	1.0~7.0	480	272	36	0.65	330 80 107
EPF-YS100	1/4(Hex.)	30.6~102	3.0~10.0	300	272	36	0.66	330 80 109
EPF-YS120	1/4(Hex.)	51.0~122.4	5.0~12.0	280	272	36	0.66	330 80 110

### Pistol Grip EPF Transducer Screwdriver



Model	Drive Size	Torque Range		Free Speed rpm	Length mm	Height mm	Weight kg	Item No.
		kgf.cm	Nm					
EPF-YP04	Ø4mm	0.51~3.57	0.05~0.35	1700	234	150	0.625	330 80 201
EPF-YP06	Ø4mm	1.02~6.12	0.1~0.6	1100	234	150	0.625	330 80 202
EPF-YP10	Ø4mm	2.04~10.2	0.2~1.0	550	234	150	0.625	330 80 203
EPF-YP23	1/4(Hex.)	3.06~23.46	0.3~2.3	1000	234	150	0.8	330 80 204
EPF-YP40	1/4(Hex.)	5.1~40.8	0.5~4.0	850	234	150	0.8	330 80 205
EPF-YP55	1/4(Hex.)	10.20~56.1	1.0~5.5	600	234	150	0.85	330 80 211
EPF-YP70	1/4(Hex.)	10.2~71.4	1.0~7.0	350	234	150	0.85	330 80 207
EPF-YP100	1/4(Hex.)	30.6~102	3.0~10.0	300	234	150	0.86	330 80 209
EPF-YP120	1/4(Hex.)	51.0~122.4	5.0~12.0	280	234	150	0.86	330 80 210

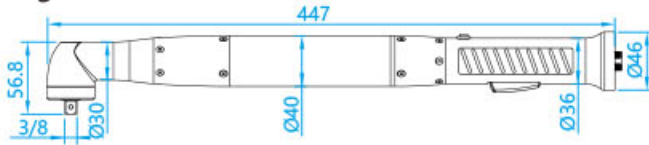
### Cable

Model Name	Item No.	Model Name	Item No.
Cable SH-3m	935 80 103	Cable AT-3m	935 80 113
Cable SH-5m	935 80 105	Cable AT-5m	935 80 115



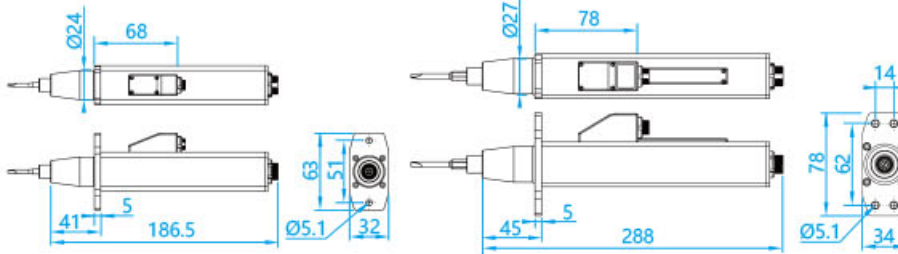


### Angle Head EPF Transducer Screwdriver



Model	Drive Size	Torque Range		Free Speed rpm	Length mm	Diameter mm	Weight kg	Item No.
		kgf.cm	Nm					
EPF-YS55A	3/8(Sq.)	10.2~56.1	1.0~5.5	600	400	37	1.1	330 80 311
EPF-YS70A	3/8(Sq.)	30.6~71.4	3.0~7.0	350	400	37	1.1	330 80 307
EPF-YS100A	3/8(Sq.)	40.8~102	4.0~10.0	250	400	37	1.15	330 80 309
EPF-YS120A	3/8(Sq.)	51.0~122.4	5.0~12.0	280	400	37	1.15	330 80 310

### Fixture Mount EPF Transducer Screwdriver



Model	Drive Size	Torque Range		Free Speed rpm	Length mm	Weight kg	Item No.
		kgf.cm	Nm				
EPF-YF04	Ø4mm	0.51~3.57	0.05~0.35	1700	186	0.27	330 80 401
EPF-YF06	Ø4mm	1.02~6.12	0.1~0.6	1100	186	0.27	330 80 402
EPF-YF10	Ø4mm	2.04~10.20	0.2~1.0	550	186	0.27	330 80 403
EPF-YF23	1/4(Hex.)	3.06~23.46	0.3~2.3	1000	288	0.65	330 80 404
EPF-YF40	1/4(Hex.)	5.1~40.8	0.5~4.0	850	288	0.65	330 80 405
EPF-YF55	1/4(Hex.)	10.20~56.1	1.0~5.5	350	288	0.7	330 80 411
EPF-YF70	1/4(Hex.)	10.2~71.4	1.0~7.0	350	288	0.7	330 80 407
EPF-YF100	1/4(Hex.)	30.6~102	3.0~10.0	250	288	0.71	330 80 409
EPF-YF120	1/4(Hex.)	51.0~122.4	5.0~12.0	280	288	0.71	330 80 410

### EPF-YC Controllers

EPF-YC with dvanced error proofing tightening strategies and complete workflows, high-quality, high-precision result control, brings an automated, stable and flexible production process. KEMP Smart Driver delivers the data and information you need to make correct decisions. Or integrate via specified protocol with PLC and MES system and make the information available where and when needed.

#### Features & benefits:

- Multi-level user management, user-defined user permissions.
- Quick PSet (> 32 PSet), quick switching.
- 5 step tightening setting, outstanding process control.
- Real-time drawing and storage of tightening curve and data storage.
- Multi-level task chain setting, counting and error proofing.
- Support barcode reader and tri-color warning light, access with customizable functions.
- Data interaction with any MES system.



EPF Controllers Function	Basic unit	Advanced unit	Integrated Workstation
Model	EPF-YC1	EPF-YC2	EPF-YC3W
Color touchscreen		7 inch	12 inch
Number steps per PSet	5	5	5
Number of PSet	32	32	32
Torque curve		o	o
Barcode reading		o	o
Torque and angle control	o	o	o
Detailed Data Results	o	o	o
Results – Data Storage	1 million	1 million	15 million
Graphs – Data Storage		1000	1 million
IO output	8	8	8
IO input	8	8	8
RS232/RS485	1	1	1
USB ports			2
Modbus TCP/IP	o	o	o
Open Protocol	o	o	o
Ethernet	o	o	o
Item No.	335 80 100	335 80 200	335 80 300

O : Build in function

\* According to KEMP product improvement policy, it will not be notified immediately when changes to the design and specifications. Please check KEMP's website for the latest information.



## ETS Torque Monitoring Electric Screwdriver



KEMP ideal solution for Industry 4.0 production line. We provide immediate feedback on each tightening process. ETS screwdrivers work in combination with control units together. Their built-in transducer continuously reads torque and position of the screw and sends the gathered data to the controller for analysis.

The tightening torque of current tools is calculated by simulation results rather than real torque. That's the reason why basically these products has been eliminated by the market.

KEMP ETS Ser. provide immediate feedback on each tightening process, be able to check at a glance whether the part is correctly tightened or not.



## ETS Series - Torque Monitoring Electric Screwdriver

## Making the Screwdriver Smart

## Hall Effect Switch

Non-contact type switch that reduces the effects of wear and tear, which greatly enhances the durability and reliability.

## Coreless Brushless Motor

With low inertia characteristic, the motor performs with stability and precision at both high and low speed range.

## Patented Transducer Technology

High precision torque sensing mechanism with high sensitivity and durability.

## High Strength Clutch Mechanism

A proven design tested over 2 million fastening cycles at maximum torque.

## LED Lights &amp; Buzzer

Built-in signal lights with three colors to inform the user about the status of each fastening cycle.



Green: OK



Blue: All OK



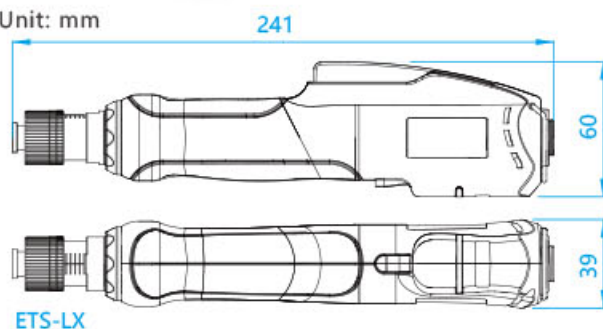
Red: NOK

## High Strength Spring

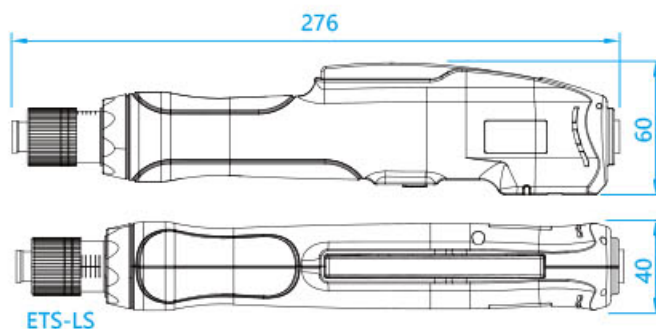
Tested over 1 million fastening cycle to ensure the spring tension is retained to reach the maximum torque.

## Dimensions

Unit: mm



ETS-LX



ETS-LS

Model	Drive Size (Hex.)	Torque Range		Free Speed	Screw Seating RPM	Dimensions	Weight	Item No.
	mm / inch	kgf.cm	Nm	rpm	rpm	mm	kg	
ETS-LX02	Ø4	0.5~2	0.05~0.2	200~1000	200	241 x 60 x 39	380g ±10 %	305 20 001
ETS-LX06	Ø4	1~6	0.1~0.6	200~1000	200	241 x 60 x 39	380g ±10 %	305 20 002
ETS-LX10	Ø4	2~10	0.2~1.0	200~1000	200	241 x 60 x 39	380g ±10 %	305 20 003
ETS-LS06	1/4	1~6	0.1~0.6	200~1000	200	276 x 60 x 40	570g ±10 %	305 20 101
ETS-LS16	1/4	1~16	0.1~1.6	200~1000	200	276 x 60 x 40	570g ±10 %	305 20 102
ETS-LS20	1/4	2~20	0.2~2.0	200~1000	200	276 x 60 x 40	570g ±10 %	305 20 103
ETS-LS24	1/4	4~24	0.4~2.4	200~1000	200	276 x 60 x 40	570g ±10 %	305 20 104

Included accessories: 1 x Torque Locker Cover , 1 x Cable 8pin 2.0m (93520101)

## Spec. for Cable

Type	Length M	pin	Item No.
Cable 8pin	2	8	935 20 101

## Spec. for Power Supply

Model	Input (AC)	Output (DC)	Dimensions mm	Weight g	Item No.
EBC-LM30	100~240V	20~30V	108 x 61 x 31	310g	308 20 101



\* According to KEMP product improvement policy, it will not be notified immediately when changes to the design and specifications. Please check KEMP's website for the latest information.



## ETS Controllers unit

### Function:

- **Real-time monitoring**  
Displaying real-time status: OK, All OK, NOK, unfinished rundown, cross threading, omission, incomplete cycle, torque curve, time and number of turns.
- **Parameter Setting**  
Fastening setting includes target torque, fastening duration(time), number of turns, speed(RPM), screw count and system lock.
- **Flexibility in Connection**  
Can be connected with mobile devices, laptop, PC or other system for controls
- **Data Storage**  
Built-in 16G memory capable of storing over 1 million set of fastening data, or data can be transferred to external device for storage through WIFI or ModBus
- **Access Authorization**  
Three levels of authorization for the most secure management on the assembly line.
- **Scan management**  
The USB port can be connected to a wired or wireless barcode machine. Execute work order scanning code record and technical function scanning code unlocking.

### Smart Monitoring

#### Intuitive Control Interface

- ETS-LC1A Controller can be programmed with the 5" touch screen, mobile device, PC and laptop through WIFI connection.

### Controller with 5" Touch Screen

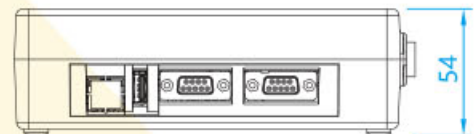

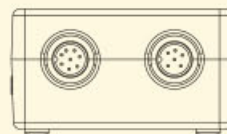
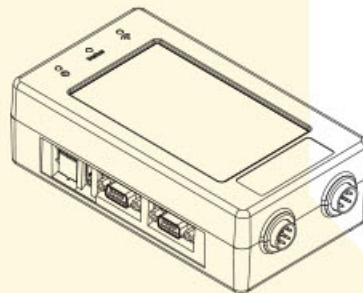
ETS-LC1A Controller is equipped with 5" touch screen for easy access to the control and settings.

The controller is conveniently-sized for easy placement on the assembly line.



### Dimensions

Unit: mm



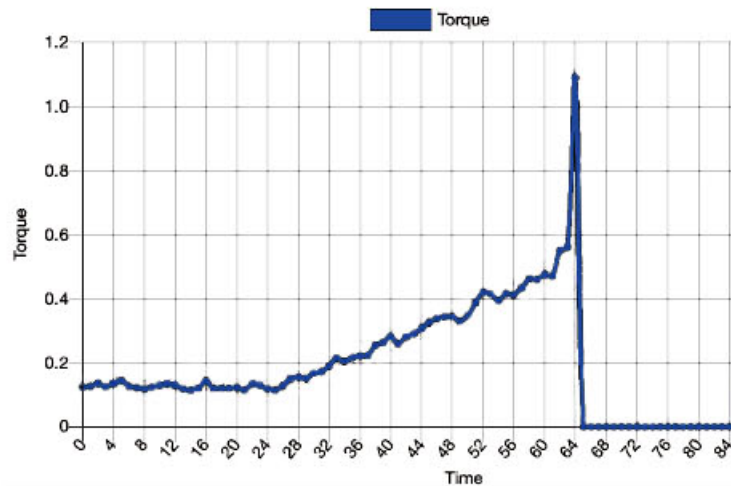
Model	Screen	DC output	IO	Internal storage	Dimensions mm	Weight kg	Item No.
ETS-LC1A (Advanced)	5" TFT LCD	20-30V ±10 %	8 Point (Output 4 - Input 4)	16G / up to 1 million records	173 x 96 x 54	415±10 %	335 20 102

Communication port : RS232/RS485/USB A-Type/Wi-Fi

Included accessories: 1 x Power Supply (30820100) , 1 x Cable 6pin 2.0m (93520111)

\* According to KEMP product improvement policy, it will not be notified immediately when changes to the design and specifications. Please check KEMP's website for the latest information.

## ETS Series - Torque Monitoring Electric Screwdriver



kti 3i intelligence tools ser.

	Specification	Description
Number of screw setting for each workpieces	1-99	All OK determination
Fastening time setting	0.01-9.99 sec.	Error-proofing capabilities
Fastening torque standard	0.1~0.6/0.1~1.6/0.2~2.0/0.4~2.4 Nm	
Torque calibration point	1-10 point	
Access Authorization	Master · Managersx 2 · User	
Communication Protocol	ModBus RTU	RS232/RS485
Data storage	up to 1 million records	Overwrite records after 100 days
Barcode scan	25 character	USB port/Lock
IO output	DO1: All OK DO2: OK DO3: NG DI1: Enable DI2: CW DI3: CCW DI4: Lock	

\* According to KEMP product improvement policy, it will not be notified immediately when changes to the design and specifications. Please check KEMP's website for the latest information.



# kti EBS Series

triple i intelligence • industrial • internet

## Built-in Type Torque Indication Lamp

The torque indication lamp is of an intuitive design. When the tightening torque is reached, this indication lamp will notify the user. It can avoid thread slipping and incompletetightening and is more user-friendly in use.



## High performance coreless brushless motor

Low inertia, Low thermal growth. No need to replace carbon brush for saving cost.



## Excellent Clockwise/Counter-clockwise Rotation Change Switch

The clear, simple and large icon displays the directional rotation status.



## Hall Effect Switch

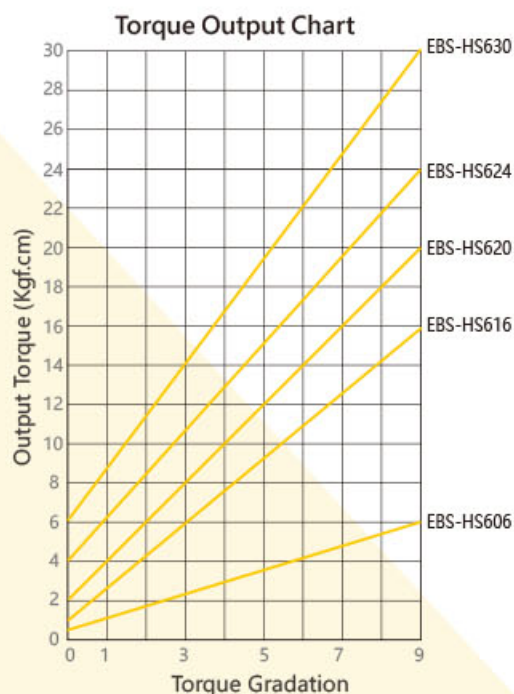
Non-contact type switch that reduces the effects of wear and tear, which greatly enhances the durability and reliability.

## Extra wear-resistant clutch

The screwdriver is equipped with an extra wear-resistant clutch, with low torque decay and stable torque output. The unit is suitable for high-tech precision parts.

## Streamlined Shape and Excellent Holding Feeling

The design of the grip is ergonomic. It not only prevents hand soreness, but also reduces fatigue during use. Comfort even over long-term use can be assured.

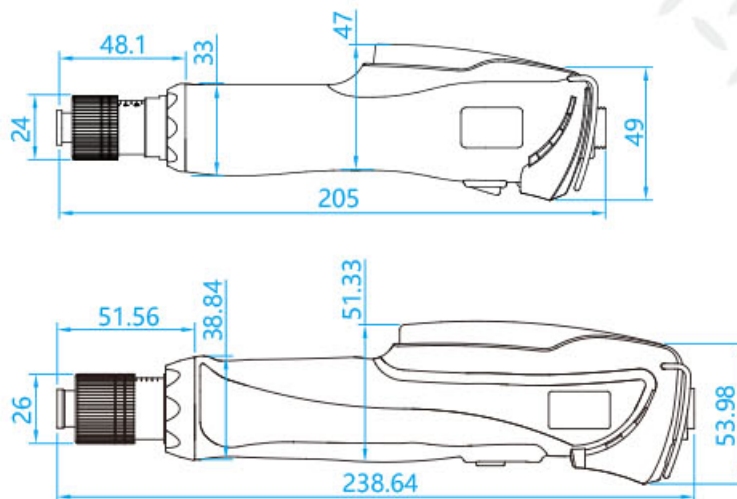


## DC Brushless Shut-off Electric Screwdriver



## Dimensions

Unit: mm



## Parameters

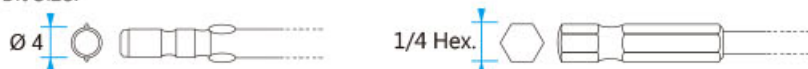
Torque Accuracy	Torque Adjustment	Weight	Length
±3%	Mechanical	340g	205mm
		520g	238mm

Model	Drive Size	Torque Range		Free Speed rpm	Applicable Screw Mech. Thread Dia. / Self-tapping Thread Dia. mm	Item No.
		kgf.cm	Nm			
EBS-HX401-K	Ø4	0.15~1	0.0147~0.098	700	0.7~1.8 / 0.6~1.4	304 17 931
EBS-HX406-K	Ø4	0.5~6	0.049~0.588	700/1000	1.0~2.6 / 1.0~2.3	304 17 933
EBS-HX410-K	Ø4	2~10	0.196~0.98	700/1000	2.2~3.0 / 2.0~2.6	304 17 934
EBS-HS606-K	1/4 "	0.5~6	0.049~0.588	700/1000	1.0~2.6 / 1.0~2.3	304 17 901
EBS-HS706H-K	1/4 "	0.5~6	0.049~0.588	1300/2000	1.0~2.6 / 1.0~2.3	304 17 941
EBS-HS616-K	1/4 "	1~16	0.098~1.56	700/1000	2.2~4.0 / 2.0~3.2	304 17 902
EBS-HS716H-K	1/4 "	1~16	0.098~1.56	1300/2000	2.2~4.0 / 2.0~3.2	304 17 946
EBS-HS620-K	1/4 "	2~20	0.196~1.96	700/1000	2.6~4.2 / 2.3~3.5	304 17 903
EBS-HS720H-K	1/4 "	2~20	0.196~1.96	1300/2000	2.6~4.2 / 2.3~3.5	304 17 943
EBS-HS624-K	1/4 "	4~24	0.39~2.35	700/1000	3.0~5.0 / 2.6~4.0	304 17 904
EBS-HS724H-K	1/4 "	4~24	0.39~2.35	1300/2000	3.0~5.0 / 2.6~4.0	304 17 944
EBS-HS630-K	1/4 "	6~30	0.588~2.94	700/1000	3.0~5.0 / 2.6~4.0	304 17 905
EBS-HS730-K	1/4 "	6~30	0.588~2.94	900/1300	3.0~5.0 / 2.6~4.0	304 17 925

Operating Vol. : 100-240V

Included accessories: 1x Ring Hanger • 2x Bits(one of each size #1#2 ) • 1x Cable • 1x Power Cable • 1x Power Supply

Bit Size:



## Power Supply

Model	Working Voltage	Output Voltage	Dimensions mm	Weight
	AC	DV		g
EBC-HM30	100~240V	20~30V Changeable	164 x 61 x 39	260



\* According to KEMP product improvement policy, it will not be notified immediately when changes to the design and specifications. Please check KEMP's website for the latest information.





KEMP