

# OPEN CLASS EXHIBITS

Exhibitor may make only ONE entry in each class number. Forage sheaves shall measure 3 to 5 inches at butt, except millets, sudan and sorghums which shall measure 5 to 8 inches in diameter at the butt.

## DIVISION: AGRONOMY - BEANS

DEPARTMENT: OPEN CLASS EXHIBITS

DIVISION: A1

Superintendent: Angie Kernan

(Samples shall measure 1 quart)

CLASS	DESCRIPTION
OC001	Any beans, specify type of bean on entry tag

## DIVISION: AGRONOMY - CORN (FIELD CORN)

DEPARTMENT: OPEN CLASS EXHIBITS

DIVISION A2

CLASS	FIELD CORN (2018 or 2019 irrigated or non-irrigated each sample to consist of 5 ears)
OC002	Yellow dent
OC003	Semi dent
OC004	Any other standard dent
OC005	Yellow flint
OC006	Any other standard flint
OC007	White rice popcorn
OC008	Any other popcorn
OC009	Corn, yellow dent, shelled (1 qt.)
OC010	Corn for silage (green, 6 stalks, based on volume)

## DIVISION: AGRONOMY BALED HAY

DEPARTMENT: OPEN CLASS EXHIBITS

DIVISION A3

CLASS	DESCRIPTION
BALED HAY (A sample from large square or round bale may be exhibited. 13-gallon size tall kitchen garbage bag.)	
OC011	Alfalfa - 1st cutting
OC012	Alfalfa - 2nd cutting
OC013	Alfalfa - 3rd cutting
OC014	Wheatgrass
OC015	Native
OC016	Mixed
OC017	Grass



**DIVISION: AGRONOMY**  
**SHEAF FORAGE**

DEPARTMENT: OPEN CLASS EXHIBITS  
DIVISION A4

CLASS	DESCRIPTION
OC018	Any sheaf forage, specify type of crop on entry tag

**DIVISION: AGRONOMY**  
**SHEAF SEED**

DEPARTMENT: OPEN CLASS EXHIBITS  
DIVISION A5

- Sheaf Seed Entries - Leaves should be stripped, exhibit should be matured, and sheaf should be 2-1/2 inches in diameter at base of heads, except Alfalfa and Sweet Clover which should be 3 inches at butt of sheaf.

CLASS	DESCRIPTION
OC019	Any sheaf seed, specify type of crop on entry tag

**DIVISION: AGRONOMY**  
**THRESHED GRAIN**

DEPARTMENT: OPEN CLASS EXHIBITS  
DIVISION A6

(2018 or 2019 Irrigated or Non-irrigated sample shall measure one quart)

CLASS	DESCRIPTION
OC020	Any threshed grain, specify type of grain on entry tag

**DIVISION: AGRONOMY**  
**THRESHED FORAGE SEED**

DEPARTMENT: OPEN CLASS EXHIBITS  
DIVISION A7

Irrigated or Non-irrigated Sample shall measure one quart

CLASS	DESCRIPTION
OC021	Any threshed forage seed, specify type of grain on entry tag

**DIVISION: AGRONOMY**  
**SUGAR BEETS**

DEPARTMENT: OPEN CLASS EXHIBITS  
DIVISION A8  
(Ideal size 3-1/2 to 4 Lbs.)

CLASS	DESCRIPTION
OC022	Sugar Beets, 3 topped beets
OC023	Largest single beet
OC024	Single Most Perfect Sugar Beet



## DIVISION: ART

DEPARTMENT: OPEN CLASS EXHIBITS  
Superintendent: Curt Artery

### RULES AND REGULATIONS

1. All exhibitors must be residents of Platte County, in the Wyoming trade area, or members of the Platte County Art Guild.
2. Exhibitors need to pre-register with the Fair Office. All entries must be executed within the last 3 years and not previously entered in the Platte County Fair. Exhibitors are entitled to enter one (1) exhibit per class. Entries need not have a western theme.
3. Entries must be art done from an original idea conceived by the participating artist. Copies of work by other artists or from published photos are not accepted.
  1. Hanging attachments for wall display. **All hanging works of art and photography must be framed, mounted with eye screws and wire is the preferred method. Any exceptions are to be approved with Superintendent or Assistant Superintendent.** For safety purposes, **ONLY** entries with the approved proper hanging attachments will be accepted. Entries that do not comply with these requirements will be turned away until properly submitted. **NO** string or wire affixed by tape or saw tooth hangers. **Children's division are the only work that does not need to comply with the above**, but it must be able to hang from large hooks on pegboard display walls. (Yarn or string thru holes on cardboard or mat board are acceptable.)
  2. The artists name, address and phone number must appear on the back of pictures or on the bottom of sculptures. Seniors and Children must indicate their age on entries. Business cards and prices can only be shown on the back of pictures or on the bottom of standing articles. Any artwork sold or unsold must remain in the Agriplex until the "fair" closes.
  3. All entries need to be brought Agriplex from 8:00am to 1:30 pm on Tuesday, no late entries can be accepted. Strings for tags and entry tags will be furnished at the Agriplex. All artwork and photos will be released from 7:00am to 9:00am on Sunday. Work left will be at the Fair Office.
  4. Judges will consider entries based on:
    - Content and appropriateness of class designation
    - Composition
    - Technical quality and overall presentation

#### Extra Category Information

1. Miniature images should be no larger than 5"x7" or 35 square inches before matting and framing. Frame size should be appropriate. **All work except oils and acrylics must be matted and framed under glass or Plexiglas. No photos please.**
2. All photographic images must be at least 7.5 by 9.5 inches. **All work must be matted and framed under glass or Plexiglas when appropriate.**
3. In regular photography, prints may be in black and white or color. Prints must be made from exhibitor's original negative and printed on photographic paper by hand or by a photo lab.
4. Digital photography is any photo made with a digital camera, prints may be in black and white or color. Prints must be made from exhibitor's original file and printed on photographic paper, canvas, glass, metal, or any other suitable medium by hand or by a photo lab.
5. In sculpture, an exhibitor may have 2 pieces. There are no size limits or media restrictions. However, the pieces must be the original idea of the artist and executed by same. Artists should furnish their own pedestals or base for larger works, which cannot be shown on a table or hung. Sculpture may include metal, stone, wood, clay, paper Mache or mixed materials.
6. Dolls, China painting, pottery and folk carving should be placed in crafts.

### DEFINITIONS

**PROFESSIONAL:** Refers to those who derive significant income from their art or those who have a certificate, degree, diploma, or three or more years of formal training or teach visual art.



**ADVANCED AMATEUR:** Refers to those who have exhibited and won **first prizes** in accredited or recognized shows (Platte County Fair or State Fair) OR who have had professional schooling but have not completed more than three years.

**AMATEUR:** Refers to those who have not previously won first prizes as an amateur and have little or no schooling.

**JUNIOR:** Refers to those who have not reached their 19<sup>th</sup> birthday before Aug 1, of current year.

**CHILDREN:** Refers to Those who have not reached their 12<sup>th</sup> birthday before Aug 1, of current year. The children's display will be in the main 4H hall and will be judged by a qualified member of the Platte County Art Guild who will be generous with awards.

**SENIOR:** Refers to exhibitors 65 years of age or older as of Aug 1<sup>st</sup>, of current year.

**EXHIBITORS:** may place into a higher proficiency level (except professional) if they feel they are qualified to compete; however, an exhibitor cannot go to a lower level.

**LIFESTYLE/HISTORICAL:** Works of art depicting how people work, live, think, or play, past or present

**NON-OBJECTIVE:** The art may be non-objective, abstract, or an inventive way of using different media

**MATTED AND FRAMED UNDER GLASS OR PLEXIGLAS:** Works of Art will meet the same standards as in the past. Photography exhibitors may use canvas wrapped frames when the work extends around all four sides of the frame, or a border is printed and extends around all four sides. Work printed on metal, glass wood or other material must cover the entire facing surface and be able to hang safely **on wire and glass or Plexiglas is not required. No raw or unprinted areas should be seen when approaching these pieces.** Large pieces of artwork or photography (over 2 ft by 2 ft or 576 sq. in.) should not be under glass for safety reasons. Exhibitors may use Plexiglas on large pieces but will not be required to.

**SUPERINTENDENTS:** Any exceptions and appeals to these requirements must be approved by the Superintendents. The guide for Superintendents is to facilitate displaying as much work as possible including minor assistance with hangers, providing available material and suggestions for meeting requirements.

## DIVISION: ART CHILDRENS

DEPARTMENT: OPEN CLASS EXHIBITS  
DIVISION A9

CLASS	DESCRIPTION
OC100	Watercolors
OC101	Pen & Ink, Scratch Board, Pencils
OC102	Chalk, Crayons, Pastels, Markers
OC103	Oil, Acrylic or Finger Painting
OC104	Photography

## DIVISION: ART-DRAWINGS

DEPARTMENT: OPEN CLASS EXHIBITS  
DIVISION A10

CLASS	DESCRIPTION
LINE ORIENTED DRAWINGS, ANY MEDIA, PEN & INK, CHARCOAL, PENCIL, ETC. SENIOR	
OC105	Senior Scenery
OC106	Senior Animal
OC107	Senior Life History
OC108	Senior Plant/Still Life
OC109	Senior People
OC110	Senior Non-Objective
OC111	Professional Scenery
OC112	Professional Animal
OC113	Professional Life History
OC114	Professional Plant/Still Life
OC115	Professional People

OC116	Professional Non-Objective
OC117	Advanced Amateur Scenery
OC118	Advanced Amateur Animal
OC119	Advanced Amateur Life History
OC120	Advanced Amateur Plant/Still Life
OC121	Advanced Amateur People
OC122	Advanced Amateur Non-Objective
OC123	Amateur Scenery
OC124	Amateur Animal
OC125	Amateur Life History
OC126	Amateur Plant Life/Still Life
OC127	Amateur People
OC128	Amateur Non-Objective
OC129	Junior Scenery
OC130	Junior Animal
OC131	Junior Life History
OC132	Junior Plant Life/Still Life
OC133	Junior People
OC134	Junior Non-Objective
<b>PASTELS, CHALK, CRAYON, COLORED PENCIL, MARKERS &amp; MIXED TECHNIQUES</b>	
OC135	Senior Scenery
OC136	Senior Animal
OC137	Senior Life History
OC138	Senior Plant/Still Life
OC139	Senior People
OC140	Senior Non-Objective
OC141	Professional Scenery
OC142	Professional Animal
OC143	Professional Life History
OC144	Professional Plant/Still Life
OC145	Professional People
OC146	Professional Non-Objective
OC147	Advanced Amateur Scenery
OC148	Advanced Amateur Animal
OC149	Advanced Amateur Life History
OC150	Advanced Amateur Plant/Still Life
OC151	Advanced Amateur People
OC152	Advanced Amateur Non-Objective
OC153	Amateur Scenery
OC154	Amateur Animal
OC155	Amateur Life History
OC156	Amateur Plant Life/Still Life
OC157	Amateur People
OC158	Amateur Non-Objective
OC159	Junior Scenery
OC160	Junior Animal
OC161	Junior Life History
OC162	Junior Plant Life/Still Life
OC163	Junior People
OC164	Junior Non-Objective
<b>MIXED MEDIA</b>	
OC165	Senior Scenery
OC166	Senior Animal
OC167	Senior Life History
OC168	Senior Plant/Still Life



OC169	Senior People
OC170	Senior People
OC171	Senior Non-Objective
OC172	Professional Scenery
OC173	Professional Animal
OC174	Professional Life History
OC175	Professional Plant/Still Life
OC176	Professional People
OC177	Professional Non-Objective
OC178	Advanced Amateur Scenery
OC179	Advanced Amateur Animal
OC180	Advanced Amateur Life History
OC181	Advanced Amateur Plant/Still Life
OC182	Advanced Amateur People
OC183	Advanced Amateur Non-Objective
OC184	Amateur Animal
OC185	Amateur Life History
OC186	Amateur Plant Life/Still Life
OC187	Amateur People
OC188	Amateur Non-Objective
OC189	Junior Scenery
OC190	Junior Animal
OC191	Junior Life History
OC192	Junior Plant Life/Still Life
OC193	Junior People
OC194	Junior Non-Objective

### DIVISION: ART - MINATURES

DEPARTMENT: OPEN CLASS EXHIBITS  
DIVISION A11

CLASS	DESCRIPTION
OC195	Senior Miniature
OC196	Professional Miniature
OC197	Advanced Amateur Miniature
OC198	Amateur Miniature
OC199	Junior Miniature

### DIVISION: ART – OILS/ACRYLIC

DEPARTMENT: OPEN CLASS EXHIBITS  
DIVISION A12

CLASS	DESCRIPTION
OC200	Senior Scenery
OC201	Senior Animal
OC202	Senior Life History
OC203	Senior Plant Life/Still Life
OC204	Senior People
OC205	Senior Non-Objective
OC206	Professional Scenery
OC207	Professional Animal
OC208	Professional Life History



OC209	Professional Plant Life/Still Life
OC210	Professional People
OC211	Professional Non-Objective
OC212	Advanced Amateur Scenery
OC213	Advanced Amateur Animal
OC214	Advanced Amateur Life History
OC215	Advanced Amateur Plant/Still Life
OC216	Advanced Amateur People
OC217	Advanced Amateur Non-Objective
OC218	Amateur Scenery
OC219	Amateur Animal
OC220	Amateur Life History
OC221	Amateur Plant Life/Still Life
OC222	Amateur People
OC223	Amateur Non-Objective
OC224	Junior Scenery
OC225	Junior Animal
OC226	Junior Life History
OC227	Junior Plant Life/Still Life
OC228	Junior People
OC229	Junior Non-Objective

## DIVISION: PHOTOGRAPHY

DEPARTMENT: OPEN CLASS EXHIBITS  
DIVISION A44

CLASS	DESCRIPTION
<b>SENIOR</b>	
OC265	Senior Scenery
OC266	Senior Animal
OC267	Senior Life History
OC268	Senior Plant Life/Still Life
OC269	Senior People
OC270	Senior Experimental
<b>PROFESSIONAL</b>	
OC271	Professional Scenery
OC272	Professional Animal
OC273	Professional Life History
OC274	Professional Plant Life/Still Life
OC275	Professional People
OC276	Professional Experimental
<b>ADVANCED AMATEUR</b>	
OC277	Advanced Amateur Scenery
OC278	Advanced Amateur Animal
OC279	Advanced Amateur Life History
OC280	Advanced Amateur Plant Life/Still Life
OC281	Advanced Amateur People
OC282	Advanced Amateur Experimental
<b>AMATEUR</b>	
OC283	Amateur Scenery
OC284	Amateur Animal
OC285	Amateur Life History
OC286	Amateur Plant Life/Still Life
OC287	Amateur People

OC288	Amateur Experimental
<b>JUNIOR</b>	
OC289	Junior Scenery
OC290	Junior Animal
OC291	Junior Life History
OC292	Junior Plant Life/Still Life
OC293	Junior People
OC294	Junior Experimental

### DIVISION: ART - SCULPTURE

DEPARTMENT: OPEN CLASS EXHIBITS  
DIVISION A13

CLASS	DESCRIPTION
OC230	Professional Sculpture
OC231	Professional Sculpture
OC232	Advanced Amateur Sculpture
OC233	Amateur Sculpture
OC234	Junior Sculpture

### DIVISION: ART - WATERCOLOR

DEPARTMENT: OPEN CLASS EXHIBITS  
DIVISION A14

CLASS	DESCRIPTION
OC235	Senior Scenery
OC236	Senior Animal
OC237	Senior Life History
OC238	Senior Plant Life/Still Life
OC239	Senior People
OC240	Senior Non-Objective
OC241	Professional Scenery
OC242	Professional Animal
OC243	Professional Life History
OC244	Professional Plant Life/Still Life
OC245	Professional People
OC246	Professional Non-Objective
OC247	Advanced Amateur Scenery
OC248	Advanced Amateur Animal
OC249	Advanced Amateur Life History
OC250	Advanced Amateur Plant/Still Life
OC251	Advanced Amateur People
OC252	Advanced Amateur Non-Objective
OC253	Amateur Scenery
OC254	Amateur Animal
OC255	Amateur Life History
OC256	Amateur Plant Life/Still Life
OC257	Amateur People
OC258	Amateur Non-Objective
OC259	Junior Scenery
OC260	Junior Animal

OC261	Junior Life History
OC262	Junior Plant Life/Still Life
OC263	Junior People
OC264	Junior Non-Objective

## DIVISION: ART – SPECIAL OLYMPICS

DEPARTMENT: OPEN CLASS EXHIBITS  
DIVISION A14.5

CLASS	DESCRIPTION
OC265	Children's Division
OC266	Drawings
OC267	Miniatures
OC268	Oils/ Acrylics

## DIVISION: CRAFTS

DEPARTMENT: OPEN CLASS EXHIBITS  
OPEN CLASS VISUAL ARTS & CRAFTS  
Superintendent: Deb Dickinson

### Rules and regulations:

1. Exhibitor must be a resident of Platte County Wyoming Trade Area.
2. All entries should be original work done by the exhibitor, executed within the past 12 months.
3. All entries must have a method of hanging or display.

**DIVISIONS 1 (V01) 2 (V02) and 3 (V03) to be exhibited in the CRAFT BOOTH ONLY in Open Class Exhibit Hall.**

## DIVISION: CRAFTS – COMPUTER

DEPARTMENT: OPEN CLASS EXHIBITS  
DIVISION A15

Art Entries need to be displayed on foam board or heavy poster board

CLASS	DESCRIPTION
OC300	Greeting Cards
OC301	Posters
OC302	Business Cards (3 1/2" across by 2" high)
OC303	Invitations
OC304	Letterhead
OC305	Calendars
OC306	Any Item Not Listed Above
OC307	Child's class – any item; exhibitor must be 12 years of age or under





## DIVISION: CRAFTS DECORATIVE PAINTING

DEPARTMENT: OPEN CLASS EXHIBITS  
DIVISION A16

Exhibits in Open Class Exhibit Hall  
Two entries per person per class

CLASS	DESCRIPTION
OC308	Holiday
OC309	Welcome boards
OC310	Rosemaling
OC311	Fabric Painting
OC312	Scenery
OC313	Furniture
OC314	Still Life
OC315	Birds & Animals
OC316	Serving Trays
OC317	Christmas Items
OC318	Painting on Glass
OC319	Miscellaneous
OC320	Decorative painting on non-traditional surface
OC321	Child's class—any item; exhibitor must be 12 years of age or under

## DIVISION: CRAFTS MISC. CRAFTS

DEPARTMENT: OPEN CLASS EXHIBITS  
DIVISION A17

Exhibits in Open Class Exhibit Hall  
Two entries per person per class

CLASS	DESCRIPTION
OC322	Serving Tray, any item
OC323	Jewelry
OC324	Wooden Wall Hanging
OC325	Metal Wall Hanging
OC326	Christmas Item
OC327	Ceramics, fired finish
OC328	Ceramics, unfired finish
OC329	Stained glass
OC330	Wood Carvings
OC331	Clocks
OC332	Decorative painting on non-traditional surface
OC333	Taxidermy
OC334	Metal Crafts
OC335	Leather any item
OC336	Child's class—any item; exhibitor must be 12 years of age or under
OC337	Recycled item (majority of item must be recycled material)
OC338	Etched or painted glass
OC339	Wood Craft (any craft done with wood)
OC340	Scroll Saw Project
OC341	Wood Craft from Kit
OC342	Baskets
OC343	Clay Pottery (wheel or hand crafted)
OC344	Dolls

OC345	Artificial Floral Arrangement
OC346	Hand-made Furniture
OC347	Rope Craft
OC348	Item made with Antler or Bone
OC349	China Painting
OC350	Glass Crafts (Includes mosaic and fired glass)
OC351	Refinished Items (Before and after picture helpful but not required)
OC352	Any Item not listed above
OC353	Any item made with Lego's
OC3535	Any item made with Lego's from kit

## DIVISION: CRAFTS SCRAPBOOKING

DEPARTMENT: OPEN CLASS EXHIBITS

DIVISION A18

One or two-page layout per entry, per category.

One entry per person per category

CLASS	DESCRIPTION
OC354	Vacations
OC355	Weddings
OC356	Sports
OC357	Babies & Children
OC358	Holidays (National and religious events)
OC359	Parties/Celebrations (Personal and family events)
OC360	Animals & Pets
OC361	Hunting & Fishing
OC362	Portraits
OC363	Any Other Not Listed Above
OC364	Child's class – any item; exhibitor must be 12 years of age or under

## DIVISION: CULINARY

DEPARTMENT: OPEN CLASS EXHIBITS

AGRIPLEX

Superintendent: Angie Kernan

### Rules:

1. Exhibitor may make only one entry in each lot number
2. Foods should be exhibited on **white paper plates** in a Ziplock Bag. Do not put entry tag in plastic bag.
3. Samples only of baked food products to be left for viewing after judging.

### Food preservation exhibit guidelines:

The following guidelines must be followed to ensure proper food preservation methods were used by the exhibitor, which in turn will then ensure proper food safety for the exhibitor and the judge. All guidelines must be followed. If guidelines are not followed, that is grounds for disqualification of the exhibit.

1. Exhibits entered must have been prepared since the previous year's fair and have never been entered in fair before.
2. All canned fruits, vegetables, meats, pickled products, and jelly products must be prepared following the recipes and procedures, including the proper adjustments for altitude, from one of the approved sources listed below. When submitting canned foods for fair competition, do not use canning directions and recipes sourced from vintage canning recipes, recommendations from friends and family members, instructions from old canning books, mass media, the internet, and blog posts, unless they are from Extension or other approved sources.

- Ball Blue Book Guide to Preserving, 37th edition – 2020
- Ball Complete Book of Home Preserving – 2020 edition
- Ball Canning Back to Basics – 2017
- The All-New Ball Book of Canning and Preserving – 2016



- So Easy to Preserve, 6th edition – 2020
  - Complete Guide to Home Canning, USDA – revised 2015
  - Preserving Food in Wyoming, University of Wyoming Extension – 2023
  - Commercial pectin recipes and manufacturer's instructions, and
  - Other up-to-date Extension publications
3. All canned foods must be exhibited in clear standard Mason jars, using the size of jar specified in the recipe.
  4. No colored jars can be used.
  5. Jelly and fruit spread products must be exhibited in regulation 1/2 pint or pint jelly jars that are sealed without paraffin.
  6. Two-piece metal canning lids (flat lid and band) must be used on all jars.
  7. Jars must be exhibited with the canning rings on.
  8. All jars, lids, and screw bands must be clean and free of any residue or rust.
  9. Any jars showing leaks and/or spoilage will not be judged and will be disqualified.
  10. All canned foods MUST be labeled by attaching a Food Preservation label to the side of the jar or to the entry tag. If Food Preservation label is not attached to a jar or entry tag, that jar will be disqualified from judging. The Food Preservation label must include the following information:
    - Name of product
    - Process method: Boiling water or Pressure (circle process used)
    - Processing time
    - Altitude processed at
    - Pounds pressure; Dial gauge or Weighted gauge (circle type of gauge used)
    - Style of Pack: Raw or Hot (circle style used)
    - Date processed
    - Source of recipe and page number of recipe
    - Attach copy of recipe to the label and entry tag
- IF LABEL IS NOT ATTACHED, THE EXHIBIT WILL BE DISQUALIFIED.

## DIVISION: CULINARY - BREADS

DEPARTMENT: OPEN CLASS EXHIBITS

DIVISION A20

(Loaf size must be 5 x 3 x 2-1/2 or larger)

CLASS	DESCRIPTION
OC365	Loaf quick bread, any kind, state kind
OC366	Oatmeal bread, yeast
OC367	White bread, yeast
OC368	Whole wheat bread, yeast
OC369	Nut bread, yeast
OC370	Rye bread, yeast
OC371	White rolls, yeast, (3)
OC372	Sweet rolls, yeast, (3)
OC373	Whole wheat rolls, yeast, (3)
OC374	Tea ring, yeast
OC375	Doughnuts, yeast, (3)
OC376	Machine made yeast bread, state kind
OC377	Any other yeast bread, state kind or include recipe
OC378	Any other sweet bread, yeast, state kind may include recipe





## DIVISION: CULINARY - CAKES

DEPARTMENT: OPEN CLASS EXHIBITS

DIVISION A21

(No frostings please - only one layer)

CLASS	DESCRIPTION
OC379	Sponge cake
OC380	Layer or loaf cake, yellow
OC381	Layer or loaf cake, white
OC382	Layer or loaf cake, chocolate
OC383	Pound cake, any kind, state kind
OC384	Layer or loaf cake, burnt sugar
OC385	Layer or loaf cake, spice, fruit, or nuts
OC386	Layer or loaf cake, made with honey
OC387	Gingerbread
OC388	Chiffon cake
OC389	Angel food cake
OC390	Decorated Cake
OC391	Cupcakes
OC392	Any other type of cake

## DIVISION: CULINARY - CANDY

DEPARTMENT: OPEN CLASS EXHIBITS

DIVISION A22

CLASS	DESCRIPTION
OC393	Fudge, million dollar (3)
OC394	Fudge, chocolate boiled (3)
OC395	Divinity (3)
OC396	Peanut brittle (3)
OC397	Any other candy, state kind, (3)

## DIVISION: CULINARY CANNED MEATS

DEPARTMENT: OPEN CLASS EXHIBITS

DIVISION A23

CLASS	DESCRIPTION
OC398	Beef
OC399	Chicken
OC400	Fish
OC401	Game Meat
OC402	Lamb
OC403	Pork
OC404	Any other entry with meat (soup, Stew, etc.)

## DIVISION: CULINARY CANNED VEGETABLES

DEPARTMENT: OPEN CLASS EXHIBITS  
DIVISION A24

CLASS	DESCRIPTION
OC405	Beans, snap
OC406	Beets, whole, cubed, sliced
OC407	Carrots, sliced or diced
OC408	Corn, cream style
OC409	Corn, whole kernel
OC410	Mixed vegetables
OC411	Mushrooms
OC412	Peas
OC413	Peppers
OC414	Pumpkin or winter squash, cubed
OC415	Any other canned vegetable (Up to 3 different entries allowed)

## DIVISION: CULINARY - COOKIES

DEPARTMENT: OPEN CLASS EXHIBITS  
DIVISION A25

CLASS	DESCRIPTION
OC416	Rolled sugar cookies, (3)
OC417	Oatmeal cookies, (3)
OC418	Refrigerator cookies, (3)
OC419	Chocolate brownies, cake, (3)
OC420	Chocolate brownies, fudge, (3)
OC421	Peanut butter cookies, (3)
OC422	Filled cookies, state kind, (3)
OC423	Doughnuts, cake, (3)
OC424	Chocolate chip drop cookies (3)
OC425	Cookies made with honey (3)
OC426	Bar cookies (3) any kind
OC427	Any other kind not listed above (state kind)

## DIVISION: CULINARY - FRUITS

DEPARTMENT: OPEN CLASS EXHIBITS  
DIVISION A26

CLASS	DESCRIPTION
OC428	Apples sliced
OC429	Spiced apple rings
OC430	Spiced crab apples
OC431	Apricots
OC432	Berries whole
OC433	Cherries whole
OC434	Peaches halved or sliced
OC435	Pears halved
OC436	Plums halved or whole
OC437	Rhubarb stewed
OC438	Zucchini pineapple
OC439	Any other fruit/fruit product
OC440	Apple Pie Filling
OC441	Blueberry Pie Filling
OC442	Cherry Pie Filling
OC443	Rhubarb Pie filling

## DIVISION: CULINARY DRIED FOODS

DEPARTMENT: OPEN CLASS EXHIBITS  
DIVISION A27  
(Judges will not taste jerky)

CLASS	DESCRIPTION
OC444	Vegetables
OC445	Fruit leather
OC446	Fruits
OC447	Beef or wild game jerky

## DIVISION: CULINARY - HONEY

DEPARTMENT: OPEN CLASS EXHIBITS  
DIVISION A28

CLASS	DESCRIPTION
OC448	One—lb. Jar white extracted honey
OC449	One section comb honey

## DIVISION: CULINARY JAMS & JELLIES

DEPARTMENT: OPEN CLASS EXHIBITS  
DIVISION A29

### CANNED PRODUCTS

1. Canned foods must be in regulation canning jars.
2. NO PARAFFIN will be accepted on jellies, jams, and fruit spreads. Sealed one-half pint or pint jars should be used.
3. Jars must be labeled as to altitude, method of processing, time processed, pounds of pressure used if pressure canned.
4. USDA Complete Guide of Canning used to determine correct processing times for all home canned food items.
5. Home canning jars, other airtight containers, or plastic bags may be used for storing dried foods.
6. Exhibitor may make only one entry in each lot number and there will be only one entry per household.

CLASS	DESCRIPTION
OC450	Currant jelly
OC451	Crab apple jelly
OC452	Apple jelly
OC453	Chokecherry jelly
OC454	Plum jelly
OC455	Strawberry jelly
OC456	Grape jelly
OC457	Any Berry jelly, state kind
OC458	Any Other jelly, state kind
OC459	Strawberry jam
OC460	Raspberry jam
OC461	Cherry jam
OC462	Plum jam
OC463	Any Berry jam, state kind
OC464	Mixed Fruit jam (2 or more, state kinds)
OC465	Any other jam, state kind (up to 3 different entries allowed)



## DIVISION: CULINARY - PIES

DEPARTMENT: OPEN CLASS EXHIBITS

DIVISION A30

(Place pie in pie tin on a paper plate and staple fair tag to plate nothing less than 8" diameter)

CLASS	DESCRIPTION
OC466	Apple pie
OC467	Cherry pie
OC468	Raisin pie
OC469	Berry pie, state kind
OC470	Rhubarb pie
OC471	Fruit pie, any other, state kind
OC472	Unfilled pie crust

## DIVISION: CULINARY PICKLED VEGETABLES

DEPARTMENT: OPEN CLASS EXHIBITS

DIVISION A31

CLASS	DESCRIPTION
OC473	Pickled beets
OC474	Pickled corn relish
OC475	Pickled horseradish sauce
OC476	Pickled hot peppers
OC477	Bread and butter pickles
OC478	Dill pickles
OC479	Sweet pickles
OC480	Pickle relish
OC481	Pickled green tomato relish
OC482	Any other pickled relish, state kind
OC483	Any other pickled vegetable, state kind (Up to 3 different entries allowed)

## DIVISION: CULINARY TOMATOES

DEPARTMENT: OPEN CLASS EXHIBITS

DIVISION A32

CLASS	DESCRIPTION
OC484	Tomato juice
OC485	Tomato and vegetable juice blend
OC486	Tomatoes whole or halved packed in water
OC487	Tomatoes whole or halved packed in tomato juice
OC488	Tomatoes whole or halved packed raw w/o liquid
OC489	Tomato sauce
OC490	Spaghetti sauce without meat
OC491	Tomato ketchup
OC492	Chili salsa
OC493	Any other tomatoes/tomato product (Up to 3 different entries allowed)

## DIVISION: FIBER ARTS

DEPARTMENT: OPEN CLASS EXHIBITS  
Superintendent: Sharon Utter

1. This division is open to ALL residents of Platte County, Wyoming trade area. Each article must be the product of the individual who enters it. Any borrowed or purchased article is barred from entry.
2. Needlework articles must have been made within the past two years.
3. Articles winning prizes (either open class or 4-H) at former Platte County Fairs will not be entered in competition for premiums.
4. Only two articles can be entered under one class number by each person. This includes any other article class numbers.
5. All articles competing for premiums must be completed; otherwise, they will be disqualified.
6. Articles will be judged first for quality of work, and second for amount of work in relation to the use the article will be subjected to.
7. Where there is no competition or article has been incorrectly entered, judges must award first, second or no premiums according to the merits of the exhibit.
8. All classes place 1-2-3, no duplicate awards.
9. All needlework entry tags need to be attached to the article with pins so they may be removed for judge's comments to be written on the back. Please specify the type of fiber used in the product on entry tag.

## DIVISION: FIBER ARTS KNITTING/CROCHET/WOVEN

DEPARTMENT: OPEN CLASS EXHIBITS  
DIVISION A33  
(All articles must be blocked)

CLASS	DESCRIPTION
OC500	Hand Knitted Sweater Coat, lined
OC501	Hand Knitted Sweater Coat, unlined
OC502	Hand Knitted Sweater, adult
OC503	Hand Knitted Sweater, child's 4 or over
OC504	Hand Knitted Hat
OC505	Hand Knitted Dress or Suit
OC506	Hand Knitted Bag
OC507	Hand Knitted Scarf (neck or stole)
OC508	Hand Knitted Gloves or Mittens
OC509	Hand Knitted Slippers or Socks
OC510	Hand Knitted Vest
OC511	Hand Knitted Stuffed doll or animal
OC512	Hand Knitted Collars
OC513	Hand Knitted Doilies, under 15"
OC514	Hand Knitted Centerpiece, over 15"
OC515	Hand Knitted any other item
OC516	Crocheted Sweater Coat, lined
OC517	Crocheted Sweater Coat, unlined
OC518	Crocheted Sweater, adult
OC519	Crocheted Sweater, child's 4 or over
OC520	Crocheted Hat
OC521	Crocheted Dress or Suit
OC522	Crocheted Bag
OC523	Crocheted Scarf, Stoll, or shrug
OC524	Crocheted Gloves or Mittens
OC525	Crocheted Slippers or Socks
OC526	Crocheted Vest



OC527	Crocheted Stuffed Doll or Animal
OC528	Crocheted Collars
OC529	Crocheted Doilies, fewer than 15"
OC530	Crocheted Centerpiece, over 15"
OC531	Crocheted any other item
OC532	Any Hand-Woven article
OC533	Any machine knitted article
OC534	Any other not listed above
<b>INFANT GARMENTS</b>	
OC535	Baby booties
OC536	Baby dress
OC537	Baby sweater or jacket
OC538	Three-piece baby set
OC539	Any other infant garment
<b>AFGHANS</b>	
OC540	Knitted
OC541	Crocheted, ripple
OC542	Crocheted, granny square
OC543	Crocheted, Afghan stitch
OC544	Any other not listed above
OC545	Baby Afghan
OC546	Open Work

**DIVISION: FIBER ARTS  
MISCELLANEOUS**

DEPARTMENT: OPEN CLASS EXHIBITS  
DIVISION A34

CLASS	DESCRIPTION
OC547	Chair back set, any work
OC548	Potholders, any work (2)
OC549	Hot pads, any work (2)
OC550	Centerpiece, embroidery
OC551	Textile painting, any type
OC552	Purse or tote bag
OC553	Handmade stuffed doll or animal
OC554	Any tatted item
OC555	Any hardanger item
OC556	Needlepoint on plastic canvas
OC557	Christmas tree skirt
OC558	Christmas stocking
OC559	Any other Christmas item using fabric or yarn
OC560	Machine Embroidery-Non-commercial
OC561	Doll clothes
OC562	Dish Cloth
OC563	Any other knitted or crocheted item



## DIVISION: FIBER ARTS WALL HANGING

DEPARTMENT: OPEN CLASS EXHIBITS

DIVISION A35

(Size Indicated means size of fabric and work.) Must be able to hang

CLASS	DESCRIPTION
OC564	Crewel
OC565	Embroidery colors
OC566	Macramé
OC567	Needlepoint
OC568	Counted Cross Stitch (not to exceed 16 Square inches Ex: 4"x4", 3"x5")
OC569	Counted Cross Stitch (over 16 square inches to 80 square inches ex: 5"x7", 8"x10")
OC570	Counted Cross Stitch (over 80 square inches ex: 10"x10", 12"x16")
OC571	Miniature Wall Hanging other than counted Cross Stitch (not to exceed 32 square inches)
OC572	Any Other

## DIVISION: FLORICULTURE

DEPARTMENT: OPEN CLASS EXHIBITS

AGRIPLEX

Superintendent: Sam Freedburg

Exhibitor may make only ONE entry in each class number. Special attention should be given to the proper lot number and to the number of stems required in each entry. Please measure size of bloom where required. Label exhibit with variety of plant (if known). Agriplex will be closed Thursday during Judging. All exhibits must be displayed in clear glass jars, furnished by the exhibitor. Exception: short stem flowers and arrangements. Leave foliage on flower exhibits; keep it out of the water. Juniors may also enter any of the floriculture classes.

## DIVISION: FLORICULTURE ARTISTIC ARRANGEMENT

DEPARTMENT: OPEN CLASS EXHIBITS

DIVISION A36

(Accessories permitted in all classes)

CLASS	DESCRIPTION
OC800	Cotton Candy (All Pink) - (fresh dried or both)
OC801	Bubble Up- 20" or higher (fresh, dried or both)
OC802	Banana Split - Horizontal (fresh, dried or both)
OC803	Sounds of the Prairie - (dried, with or without weathered wood)
OC804	Cookie Jar- (all fresh-Only Any Color) (use cookie jar)
OC805	Sugar & Spice - (fresh flowers, fruit, and/or vegetables)
OC806	Butterfly Dance - miniature (5" - 8" any direction)
OC807	Honeybee - (miniature, 5" or less, any direction)
OC808	Sweet & Sassy - (fresh, dried, or both) NOTE :( Abstract Art)

## DIVISION: FLORICULTURE FLOWERS/HERBS

DEPARTMENT: OPEN CLASS EXHIBITS

DIVISION A37

CLASS	DESCRIPTION
OC809	Aster, annual, 3 stems
OC810	Bachelor button, single, 6 stems
OC811	Bachelor button, double, 6 stems
OC812	Bells of Ireland, 1 spike
OC813	Black-eyed Susan's, 3 stems
OC814	Calendula, single, 3 stems with foliage
OC815	Calendula, double, 3 stems with foliage
OC816	Coneflower, 3 stems
OC817	Coreopsis, 3 stems
OC818	Cosmos, single, 3 stems
OC819	Cosmos, double, 3 stems
OC820	Dahlia, large (over 8"), 1 bloom
OC821	Dahlia, medium (6"-8"), 1 stem
OC822	Dahlia, small (4"-6"), 3 stems
OC823	Dahlia, small (under 4"), 3 stems
OC824	Dianthus (pinks), 3 sprays
OC825	Gaillardia, annual, 3 stems
OC826	Gaillardia, perennial, 3 stems
OC827	Gladiolus, (over 4-1/2"), 1 spike
OC828	Gladiolus, (3-1/2" - 4-1/2"), 1 spike
OC829	Gladiolus, (2-1/2" - 3-1/2"), 1 spike
OC830	Gladiolus, Mini, (under 2-1/2"), 1 spike
OC831	Hollyhock, 1 spike
OC832	Herb, any type, 2 sprigs
OC833	Lily, Day, 1 stem
OC834	Lily, any category, 1 stem
OC835	Marigold, large yellow, 3 stems
OC836	Marigold, large, (over 2") orange, 3 stems
OC837	Marigold, large, (over 2") gold, 3 stems
OC838	*Marigold, large, any color, 3 stems
OC839	Marigold, small, single, 3 sprays
OC840	Marigold, small double, 3 sprays
OC841	*Marigold, SM, S or Dbl, 3 sprays
OC842	Nasturtium, single, 3 stems
OC843	Nasturtium, double, 3 stems
OC844	Pansy, giant, (2" and over), 3 stems
OC845	Pansy, medium (under 2"), 3 stems
OC846	Petunia, single, 3 sprays
OC847	Petunia, double, 3 sprays
OC848	*Petunia, single, 3 sprays
OC849	Phlox, perennial, 3 stems
OC850	Rose, floribunda, 1 spray
OC851	Rose, hybrid tea, 1 bloom w/ foliage
OC852	Rose, peace, 1 bloom w/ foliage
OC853	Rose, Bush, 1 spray (branch)
OC854	Shasta daisy, single, 3 stems
OC855	Shasta daisy, double, 3 stems
OC856	Snapdragon, 3 spikes
OC857	Sunflower, giant, (over 5") 1 bloom
OC858	Sunflower, medium, (4-1/2" & under) 3 stems
OC859	Sweet Pea, annual, 6 stems
OC860	Sweet Pea, perennial, 6 stems
OC861	Viola, large, 6 stems
OC862	Viola, pixie, 9 stems



OC863	Zinnia, giant, (4" or over), 3 stems
OC864	Zinnia, medium, (2"-4"), 3 stems
OC865	Zinnia, small, (2" or under), 6 stems
OC866	Zinnia, quilled, 3 stems
OC867	*Zinnia, any size, 3 stems of same size
OC868	Best Annual specimen, not listed, 1 spray or stem
OC869	Best Perennial specimen, not listed, 1 spray or stem
OC870	Collection of Annuals, 3 varieties, 1 container
OC871	Collection of Perennials, 3 varieties, 1 container
OC872	Best Foliage plant
OC873	A Flowering Houseplant
OC874	Planter (2 or more compatible plants)
OC875	Cactus or Succulent
OC876	Potted Herbs (one or more in pot)
OC877	Terrarium

## DIVISION: HORTICULTURE

DEPARTMENT: OPEN CLASS EXHIBITS  
Superintendent: Angie Kernan

For information on horticulture exhibits, please visit the Platte County Extension Office or the Platte County Fair Office.

### Vegetables and Fruits

The following information will aid in preparing vegetables for exhibit.

**Apples** - Specimen should be uniform in variety, color, size, and maturity. Fruit should be clean and free from disease or mechanical damage. Leave stem intact and remove leaves.

**Asparagus**—It should be fresh, tender, and firm, with close compact tips. The stalks should be green for almost their entire length and taper uniformly. Each should be the same size in diameter at the butt and in length.

**Basil** – Specimen should be fresh and crisp with a strong, pleasing aroma; should be clean, free of damage, blackening, and yellowing.

**Beans, Lima**—Pods should be green, firm, and contain at least 3 seeds. Pods should be uniform in color, size and shape and be free from damage.

**Beans, Snap**—Green and wax beans should be clean, firm, crisp and free of blemishes. Long straight pods of the same length and color should be selected. The ends of the pods should not be broken, and the seed should be about half grown.

**Beets, Pickling**—See Beets, Table. Diameter should be  $\frac{3}{4}$  to 1 inch.

**Beets, Table**—Diameter should be 2 to 2 1/2 inches. Side rootlets should be removed, but taproot should not be removed. All specimens should be uniform in color, shape, and size. Tops trimmed, leaving 1 inch of leaf stalk above crown.

**Broccoli** – Heads should be uniform in dark green color; conditions and size should be compact, not less than 3 inches in diameter, and free from damage by disease, insects, worms, or wilting. Cut the stems squarely above the first whorl of leaves to give an overall length of 5 inches.

**Brussels Sprouts** – All the heads should be firm, compact, fresh, a good green color, and uniform in shape and size. Heads not less than 1 inch in diameter are desirable. Stems should be smoothly trimmed to 1/2 inch.

**Cabbage** - Heads should be the same variety, uniform in color, shape, and size, and should be firm, heavy inch comparison to size, free from damage by freezing, disease, or insect. Midribs should not be large, and the leaves should not be trimmed too closely. Leave stem 1/4-inch-long to hold leaves firmly.

**Cantaloupe** – specimens should be the same variety, free from decay, cracks, and any damage caused by insects, disease, hail, or any other means. They should be fully ripe, picked on full slip. If several days elapse between picking date and exhibit, they may be picked on half-slip and permitted to ripen with stems attached.

**Carrots** – Select carrots should be smooth, straight, firm, deep orange in color and free from greening at the tip. Specimens should be typical of their variety avoiding oversize, and should be free from side roots, cracks, or other damage. Cut off tops to 1 inch. Do not trim taproots.

**Cauliflower** – Heads should be pure white, solid, uniform, and close flowered and should not have leaves appearing through the head. Trim the green outside leaves to 1 inch above the head. Trim the butt or stem to allow 4 to 6 leaves to remain.



**Celery** – Stalks should be uniform in color and size. Trim outside stalks until color is uniform. The heart, which is made of stocky inner branches, should be well developed. The outer leaves should be crisp, free from prominent ribs, splits and damage by disease and insects. Wash the plant until it is clean. Trim the root to a triangle-shape not over 1' long.

**Cherries** – Select fruit that is plump and fresh-looking, uniform in size, shape, color, and maturity and typical of variety. Handle carefully to prevent bruising. Stems should be attached; remove leaves. Specimen should be clean and free from disease or damage.

**Chives** – Should be dark green with hollow, thin leaves, preferably without flowers. Leaves should be evenly green with no signs of drying, wilt, unevenly colored leaves, or damage.

**Chokecherries** – Specimen should be uniform in color, size, shape, and maturity. Color should be deep, dark purplish/red. Specimen should be clean and free from disease or damage. Remove leaves; stems may be cut to uniform length.

**Corn, Sweet** – Ears should be well formed and filled out to tip, free from any kind of injury. Kernels should be soft, tender, and filled with thick, opaque, milky juice. Ears should be uniform in size and should be husked and trimmed for judging, free from silks. The shank should be trimmed to 1/4 inch from the base of the cob. The tip of the ear may be neatly clipped, although only a small portion (no more than 1/2 inch) of the cob should be removed.

**Crab Apples** – See Apple instructions.

**Cucumber, Pickling** – Specimens should be of the same size, not oversized and not more than 1-1/4 inches in diameter or 4 inches long and should be mostly straight with blunt ends. Clean by brushing with a soft brush to avoid removing spines. Trim stem to 1/4 inch.

**Cucumber, Slicing** – Specimens should be straight, firm, uniform in color shape and size variety; not overgrown, but should be uniformly medium or dark green, 6-9 inches long. Clean by gently brushing with a soft brush to avoid reducing the natural bloom. Cut stem off to 1/4 inch.

**Dill** – Flower heads should be green and fragrant. Trim stems to uniform length; may leave green leaves attached. Heads should be immature and not shedding seeds. Specimen should be free of dirt, damage, discoloration, or wilted foliage.

**Eggplant** – Specimens should be smooth, firm, heavy but not too large, uniform in shape and size, free from blemishes, select uniform purple coloring, free from bronzing and greening. Wipe with soft cloth, but do not wash. Trim stems to 1 inch.

**Garlic** – Bulbs should be 1 1/2 – 3 inches in diameter. Bulbs should be firm and undamaged with papery dry skin.

**Gherkin, West Indian** - Separate from cucumbers, as the gherkin and cucumbers are different species. Avoid oversize, not more than 1-1/2 inches in diameter and not more than 3 inches long. Trim stem to 1/4 inch.

**Grapes** – Specimen should be firm, compact, and uniformly ripened. Select bunches that are uniform in size and color with plump, fresh-looking fruit. All grapes must be firmly attached to the stem. Handle gently to avoid skin breaks. Rinse quickly to remove dust. Do not soak as fruits may split from absorbing water. Stems may be cut to uniform length. Specimens should be free from broken skins, disease, or damage.

**Kohlrabi** – Specimens should not be hard, woody, or pithy. They should be 3 to 4 inches in diameter and very smooth. Skin should be easily punctured by thumbnail. Clean but do not wash. Remove all leaves by trimming the stems to 1 inch long. Cut off the stem portion just below the ball.

**Lettuce, Head/Leaf** – Specimens should be uniform in color, shape and size and should be crisp, firm, clean, and free from damage. Remove loose and damaged outer leaves. Cut off the stem 1/4 inch from the bottom leaf.

**Marjoram** – The leaves should look fresh and be a vibrant green gray in color; the stems should be firm. Specimen should be free from damage and blemishes.

**Melon, Cantaloupe** – Remove stem and all soil with a soft brush. Avoid over or under ripe, cracked, poor colored, or damaged melons.

**Melon, Citron** – See "watermelon".

**Melon, Honeydew** – See "watermelon". Stem should be removed.

**Mint** – Specimen should be green, fresh, and crisp with a strong, pleasing aroma; should also be clean, free of damage, and yellowing.

**Onions** – Specimens should be of the same variety, uniform in color, shape, and size, and should be clean and free from damage of any kind. Avoid large sizes but should not be less than 2 inches in diameter. The bulbs should have most of their papery skin intact. Do not peel to give a slick appearance. The tops (neck) should be small and trimmed to 1 inch. Green onions should be tender, medium sized stems with long, white shanks. Shanks should be smooth and uniform in size. Cut roots to 1/2 inch long. Do not peel heavily.

**Oregano** – Specimen should be rich green in color and firm. It should also be clean, free of damage and blemishes.

**Parsley** – Leaves and stems should be fresh, bright green, and free of soil, yellow or discolored leaves and damages. Trim stems to uniform length. Specimen should not be flowering or have seed heads.

**Parsnips** – Specimens should have firm roots and be smooth, tapering evenly; they should be small in diameter (1-1/2 to 2-1/2 inches), without side roots and should be a light creamy color, with top root left on. Trim top to 1 inch.

**Peas** – Pods should be fresh, bright green and well-filled with tender peas. They should be uniform in color, shape, and size, with green calyxes attached, free from any kind of injury, such as insects, disease, or hail damage.

**Peppers** – Specimens should be the same variety, must be the same color and should be uniform in shape and size. Sweet



green peppers should be healthy with no reddish blush or other discoloration. Sweet red or yellow peppers should have healthy, clear red or yellow color, with no greenish tinges. All peppers should be free from sun scald or damages caused by insects and diseases. Leave stem on and trim to 1 inch.

**Plums** – Select fruit that is plump and fresh-looking, uniform in size, shape, color, and maturity and typical of variety. Handle carefully to prevent bruising. Stems should be attached; remove leaves. Natural length of stems may vary. Specimen should be clean and free from disease or damage.

**Potatoes**—Remove soil with a soft brush. Should be firm, heavy for their size and true to shape for variety. Should be free of green spots and any type of damage.

**Pumpkin, Pie** – Specimens should be uniform in color, shape, and size, free from insects and mechanical injury. Do not wash, maybe brushed clean. Leave stem attached and trim to 1 inch.

**Radishes, Winter** – They should be uniform in color, shape, and size. Flesh should be crisp and tender not pithy, and be free from injury caused by disease, insects, growth cracks or mechanical damage. Trim leaf tops to 1 inch. The basal husks should be removed from the bottom of the stalk.

**Raspberries** – Select ripe fruits of good color, uniform in size, shape, and color. Leave stems and calyces attached; remove leaves. Specimen should be clean and free from disease or damage.

**Rhubarb** – Stalks should be pulled from the crown of the plant. Hold the stalk firmly near the base of the plant, close to the soil, and pull straight up. Leaf should be trimmed to show one inch of leaf at the end of each stalk. Do not trim the base of the stalk. Remove any remnants of the crown sheath and gently wash off any soil or debris. Specimen should be uniform in size and color, and free from damage.

**Rutabaga**—Should be firm, solid, and exhibit clear color. Should be medium sized (4-6 inches) in diameter. Remove tops, leaving 1-inch stems and clip side roots. Should be free from soil and any kind of damage.

**Sage** – Leaves should be aromatic and should have no soft spots or dry edges. Specimen should be free from blemishes and damage. Clean gently to remove soil if necessary.

**Spinach** – Specimens may be harvested as entire plant with leaves left attached to the pinkish root crown. Leaves should be dark green from either the smooth or crumpled variety.

**Squash, Summer** – Pick when small (best eating 4 to 7 inches, depending on variety). The shell should be extremely soft, mostly tender and have undeveloped seeds. All specimens should be uniform in color, shape, and size, free from damage or blemishes. Brush to clean off dirt, do not wash. Trim stem to 1 inch.

**Squash, Winter** – Pick when mature, when shells are hardened. Specimens should be uniform in color, shape, and size, free from insect injury or mechanical damage. Brush to clean, but do not wash. Trim off roots and trim butt to a triangular shape.

**Swiss Chard** – Specimens must be fresh, crisp, with bright green leaves and clear white stems. They should be uniform in color and size. Clean by brushing if necessary. Trim off roots and trim butt to a triangular shape.

**Strawberries** – Select fruit that is uniform in size, color, and shape. Fruit with white shoulders or tips should not be included. Stems and calyces should be left attached and look green and fresh; remove leaves. Specimen should be clean and free of disease and damage.

**Thyme** – The leaves should look fresh and be a vibrant green gray in color. They should be free from blemishes and damage.

**Tomatoes**—Specimens should be uniform in color, shape, and size and free from cracks, sun scald and blemishes, ripe, solid and without stems. Specimens should be true to type and variety. Leave stems on the pickling or preserving types.

**Turnips**— Specimens should be uniform in size, shape, and color, medium sized, 1-1/2 to 2 3/4 inches in diameter. Flesh should be crisp, fine grained and not pithy. They should be free of damage, clean and bright in color, but not washed. They should be firm, with secondary rootlets removed. With 2 to 3 inches of taproot remaining. Trim tops to 1”.

**Watermelon**— Specimens should be the same variety, uniform in color, shape, and size, and should be mature but not overripe. They should be free from decay or damage from sunscald, hail, insects, or disease. Wipe off dirt but do not wash. Leave stem 1”.

## DIVISION: HORTICULTURE FRUITS

DEPARTMENT: OPEN CLASS EXHIBITS  
DIVISION A38

All fruit shall have been grown in Platte County by the exhibitor. No plate of fruit entered in one class shall be eligible for premiums in any other class except as plainly noted in the premium list. Exhibitors will be allowed one entry only, in each lot number. Misnamed varieties will not be considered for premium. Fruits that wilt badly may be brought in by 8:00am day of judging, Wednesday.

CLASS	DESCRIPTION
OC900	Apples, Delicious, (3)
OC901	Apples, Duchess, (3)
OC902	Apples, Jonathan, (3)
OC903	Apples, McIntosh, (3)

OC904	Apples, N.W. Greening, (3)
OC905	Apples, Wealthy, (3)
OC906	Apples, Yellow Transparent, (3)
OC907	Apples, any other, (3)
OC908	Cherries, (6)
OC909	Chokecherries, 2 bunches
OC910	Crab apples, Transcendent. (3)
OC911	Crab apples, Whitney, (3)
OC912	Crab apples, any other, (3)
OC913	Grapes, Concord, 2 bunches
OC914	Grapes, any other, 2 bunches
OC915	Plums, Imp Powattamie, (3)
OC916	Plums, any hybrid, (3)
OC917	Plums, any other, (3)
OC918	Raspberries, (6)
OC919	Rhubarb, 4 stalks
OC920	Strawberries, (6)
OC921	Any other tree, vine or bush fruit not listed above. List type of fruit on entry (4)

### DIVISION: HORTICULTURE HERBS

DEPARTMENT: OPEN CLASS EXHIBITS  
DIVISION A39

CLASS	DESCRIPTION
OC922	Chives – bunch 1/2" to 3/4" dia.
OC923	Dill – 3 heads
OC924	Mint – bunch 1/2" to 3/4" dia.
OC925	Parsley – bunch 1/2" to 3/4" dia.
OC926	Basil – bunch 1/2" to 3/4" dia.
OC927	Oregano – bunch 1/2" to 3/4" dia.
OC928	Thyme – bunch 1/2" to 3/4" dia.
OC929	Marjoram
OC930	Sage
OC931	Any other herb not listed above

### DIVISION: HORTICULTURE VEGETABLES

DEPARTMENT: OPEN CLASS EXHIBITS  
DIVISION A40

Exhibitor may make only 1 entry in each lot number. Carefully observe the specifications for each lot.  
These should be brought in Wednesday morning by 9:00

CLASS	DESCRIPTION
OC932	Beans, green snap, 6 pods
OC933	Beans, yellow snap, 6 pods
OC934	Beans, green Lima, 6 pods
OC935	Beets, table, (3)
OC936	Beets, pickling, (4)
OC937	Broccoli, 1 head
OC938	Brussels sprouts, 4 heads
OC939	Cabbage early, 1 head
OC940	Cabbage, red, 1 head
OC941	Carrots, table, (4)



OC942	Cauliflower, 1 head
OC943	Celery (3 stalks)
OC944	Corn, sweet, 3 ears
OC945	Cucumbers, slicing, (3)
OC946	Cucumbers, pickling (4)
OC947	Cucumbers, any other (3)
OC948	Eggplant, (1)
OC949	Endive, 3 plants
OC950	Gourds, (3)
OC951	Garlic, (3)
OC952	Kohlrabi, 3 heads
OC953	Lettuce, head, 1 head
OC954	Lettuce, leaf, 3 plants
OC955	Melons, Honeydew, (1)
OC956	Melons, cantaloupe, (1)
OC957	Melons, citrons, (1)
OC958	Onions, white, (3)
OC959	Onions, yellow, (3)
OC960	Onions, red, (3)
OC961	Onions, sweet Spanish, (3)
OC962	Onions, green onions, (3)
OC963	Oyster plant, (3)
OC964	Parsnips, (3)
OC965	Peas, 6 pods
OC966	Edible pod peas, 6 pods
OC967	Peppers, sweet (green, cream, red), (3)
OC968	Peppers, sweet bell, (3)
OC969	Peppers, hot (red or green, yellow), (3)
OC970	Potatoes, white, (3)
OC971	Potatoes, red, (3)
OC972	Potatoes, any other, (3)
OC973	Pumpkins, pie, (1)
OC974	Pumpkins other than pie, (1)
OC975	Rutabagas, without tops, (3)
OC976	Radish, (3)
OC977	Spinach (3 plants)
OC978	Squash, green Hubbard, (1)
OC979	Squash, zucchini, (2)
OC980	Squash, crookneck, or straight neck (2)
OC981	Squash, table queen, acorn, (2)
OC982	Squash, summer, any other, (2)
OC983	Squash, winter, any other, (1)
OC984	Swiss chard, 3 stalks, leaf & stem as one stalk
OC985	Tomatoes, ripe, (3)
OC986	Tomatoes, cherry, pear, or plum (4)
OC987	Tomatoes, green, (3)
OC988	Tomatoes, pickling or preserving, (4)
OC989	Turnips, (3)
OC990	Watermelon (1)
OC991	Any other not listed above, list type of vegetable on tag (3)
OC992	Most unique vegetable, list type of vegetable on entry tag (2)
OC993	Horticulture Basket: No less than 7 varieties of edible fruits and vegetables, only homegrown. (Herbs and spices, as well as flowers, may be used for artistic enrichment, but will not be judged). Judged on point system: 50% - Artistic - 50% Fruit and Vegetable quality.

## DIVISION: MACHINE MADE

DEPARTMENT: OPEN CLASS EXHIBITS  
DIVISION A41  
Superintendent: Sharron Utter

## DIVISION: MACHINE MADE GARMENTS

DEPARTMENT: OPEN CLASS EXHIBITS  
DIVISION A41

Limit of two (2) entries per class, per exhibitor

CLASS	DESCRIPTION
<b>ADULT SEWING</b>	
OC572	Shirt, men's sport
OC573	Shirt men's western
OC574	Street dress
OC575	Best dress
OC576	Slacks
OC577	Vests or tunics
OC578	Suit (lined) for men or women
OC579	Suit (unlined) for men or women
OC580	Blouse
OC581	Skirt, any material
OC582	Split skirt or divided skirt
OC583	House coat, nightgown, or pajamas
OC584	Coat
OC585	Jacket from pieced fabric
OC586	Lingerie
OC587	Pant suit set, 2 or 3 pieces
OC588	Aprons
OC589	Decorated sweatshirt
OC590	Sweatshirt
OC591	T-shirt
OC592	Decorated T-shirt
OC593	Jumpsuit
OC594	Any item machine embroidery
OC595	Any other garment
<b>CHILDREN SEWING (Open to boys and girls up to 12 years of age)</b>	
OC596	Skirt
OC597	Blouse
OC598	Dress
OC599	Housecoat or sleepwear
OC600	Slacks or shorts
OC601	Any other garment
<b>CHILDREN'S GARMENTS (Size 14 and under)</b>	
OC602	Infant's garment
OC603	Girl's skirt
OC604	Girl's dress
OC605	Girl's pants
OC606	Boy's pants
OC607	Children's jacket
OC608	Children's shirt
OC609	Children's sleepwear
OC610	Children's play clothes, any type
OC611	Any other garment
<b>REMODELED GARMENTS (Describe on the entry tag the original garment used for the remodeled garment.)</b>	



OC612	Girl's dress, any fabric
OC613	Child's coat
OC614	Any other child's garment
OC615	Any other garment
<b>TEEN SEWING (Open to boys and girls 13-18 years of age)</b>	
OC616	Skirt
OC617	Blouse
OC618	Dress
OC619	Housecoat or sleepwear
OC620	Slacks or shorts
OC621	Any other garment

## DIVISION: NEEDLEWORK

DEPARTMENT: OPEN CLASS EXHIBITS  
Superintendent: Sharron Utter

1. This division is open to ALL residents of Platte County, Wyoming trade area. Each article must be the product of the individual who enters it. Any borrowed or purchased article is barred from entry.
2. Needlework articles must have been made within the past two years.
3. Articles winning prizes (either open class or 4-H) at former Platte County Fairs will not be entered in competition for premiums.
4. Only two articles can be entered under one class number by each person. This includes any other article class numbers.
5. All articles competing for premiums must be completed; otherwise, they will be disqualified.
6. Articles will be judged first for quality of work, and second for amount of work in relation to the use the article will be subjected to.
7. Where there is no competition or article has been incorrectly entered, judges must award first, second or no premiums according to the merits of the exhibit.
8. All classes place 1-2-3, no duplicate awards.
9. All needlework entry tags need to be attached to the article with pins so they may be removed for judge's comments to be written on the back. Please specify the type of fiber used in the product on entry tag.

## DIVISION: NEEDLEWORK

DEPARTMENT: OPEN CLASS EXHIBITS  
DIVISION A42

CLASS	DESCRIPTION
<b>AFGHANS</b>	
OC540	Knitted
OC541	Crocheted, Ripple
OC542	Crocheted, Granny Square
OC543	Crocheted, Afghan Stitch
OC544	Any other not listed above
OC545	<i>Baby Afghan</i>
OC546	Open Work
<b>BEDSPREADS</b>	
OC622	Bedspreads, all crochet, or insets
OC623	Bedspreads, other type
<b>BUFFET &amp; DRESSER SETS</b>	
OC624	Dresser Scarf, all crochet
OC625	Dresser Scarf, embroidery
<b>INFANT GARMENTS</b>	
OC535	Baby booties



OC536	Baby dress
OC537	Baby sweater or jacket
OC538	Three-piece baby set
OC539	Any other infant garment
<b>PILLOWS</b>	
OC626	Pillow, embroidery
OC627	Pillow, counted cross stitch
OC628	Pillow, crochet
OC629	Pillow, quilted, any type
OC630	Pillow, other than listed above
<b>PILLOWCASES (1 Case)</b>	
OC631	Pillowcases, embroidery
OC632	Pillowcases, any other work
<b>RUGS</b>	
OC633	Woven rug
OC634	Braided rug
OC635	Rug, any other work, or kind
<b>TABLECLOTHS</b>	
OC636	Tablecloth, crochet (54" & over)
OC637	Tablecloth, embroidery (54" & over)
OC638	Tablecloth, any type (54" & over) not listed above
OC639	Luncheon Cloth, any type (54" & under) not listed below
OC640	Luncheon Cloth, all crochet (54" & under)
OC641	Luncheon Cloth, embroidery (54" & under)
OC642	Place mats, any type, at least 4
OC643	Table Runner, any type, any size
<b>TOWELS (Only 1 towel needed)</b>	
OC644	Tea towel, appliqué
OC645	Tea towel, any embroidery
OC646	Turkish or terry towel, any work

## DIVISION: NEEDLEWORK QUILTS

DEPARTMENT: OPEN CLASS EXHIBITS  
DIVISION A43

1. **Definition**—A quilt must be constructed from fabric with a top piece and a back piece with batting in between the fabrics and must be quilted or tied and bound.
2. **\*Quilt Size:** measure the length and width of your quilt, add these two numbers together. This is the figure you will use to determine which class to enter your quilt in. To help us enter your quilt in the correct class, pin an index card with the length and width written down and the class you would like to enter your quilt in.
3. **Mixed Media** is the combination of two or more techniques. (Example: Appliqué' & pieced work, or a combination of appliqué beadwork, embroidery (machine or hand), and pieced work, etc.).
4. The criteria for entering in a group quilt class whether to enter in the Professional or Non-professional categories will be based on who constructed the top. If it is a mixture of both professional and non-professional it should be entered into the professional categories. If a non-professional constructs the top but has it professionally quilted it should then be entered in the non-professional categories.

\*\*\* If a quilt entry is quilted by someone other than the name on the entry, it needs to be acknowledged on the entry form.  
(Please hand write this on entry form)

\* See Quilt Size listed above

CLASS	DESCRIPTION
<b>BABY QUILTS UNDER 90"</b>	
OC647	Appliquéd, self-hand quilted
OC648	Appliquéd, self-machine quilted
OC649	Appliquéd, commercially quilted (hand or machine)

OC650	Pieced, self-hand quilted
OC651	Pieced, self-machine quilted
OC652	Pieced, commercially quilted (hand or machine)
OC653	Embroidered, hand or machine, self-hand quilted
OC654	Embroidered, hand or machine, self-machine quilted
OC655	Embroidered, hand or machine, commercially quilted (hand or machine)
<b>BED QUILTS, 150" to King size"</b>	
OC656	Appliquéd, self-hand quilted
OC657	Appliquéd, self-machine quilted
OC658	Appliquéd, commercially quilted (hand or machine)
OC659	Pieced, self-hand quilted
OC660	Pieced, self-machine quilted
OC661	Pieced, commercially quilted (hand or machine)
OC662	Embroidered, hand or machine, self-hand quilted
OC663	Embroidered, hand or machine, self-machine quilted
OC664	Embroidered, hand or machine, commercially quilted (hand or machine)
<b>LAP QUILTS, 90" to 150"</b>	
OC665	Appliquéd, self-hand quilted
OC666	Appliquéd, self-machine quilted
OC667	Appliquéd, commercially quilted (hand or machine)
OC668	Pieced, self-hand quilted
OC669	Pieced, self-machine quilted
OC670	Pieced, commercially quilted (hand or machine)
OC671	Embroidered, hand or machine, self-hand quilted
OC672	Embroidered, hand or machine, self-machine quilted
OC673	Embroidered, hand or machine, commercially quilted (hand or machine)
<b>MINATURE, 24" or Less</b>	
OC674	Appliquéd, self-hand quilted
OC675	Appliquéd, self-machine quilted
OC676	Appliquéd, commercially quilted (hand or machine)
OC677	Pieced, self-hand quilted
OC678	Pieced, self-machine quilted
OC679	Pieced, commercially quilted (hand or machine)
OC680	Embroidered, hand or machine, self-hand quilted
OC681	Embroidered, hand or machine, self-machine quilted
OC682	Embroidered, hand or machine, commercially quilted (hand or machine)
OC683	Place mats, quilted, at least 4"
<b>WALL HANGING, over 24"</b>	
OC684	Appliquéd, self-hand quilted
OC685	Appliquéd, self-machine quilted
OC686	Appliquéd, commercially quilted (hand or machine)
OC687	Pieced, self-hand quilted
OC688	Pieced, self-machine quilted
OC689	Pieced, commercially quilted (hand or machine)
OC690	Embroidered, hand or machine, self-hand quilted
OC691	Embroidered, hand or machine, self-machine quilted
OC692	Embroidered, hand or machine, commercially quilted (hand or machine)
<b>OTHER</b>	
OC693	Tied Quilt, any technique, any size
OC694	Group Quilt, made by 2 or more people, any technique, any size
OC695	Quilted Garment
OC696	Quilted Pillow, any technique, hand, or machine
OC697	Any Quilted item not previously listed
OC698	Table Runner Quilted, any size
OC699	Multi Generation Quilt, any technique, any size



**DIVISION: PHOTOGRAPHY**

DEPARTMENT: OPEN CLASS EXHIBITS

Superintendent – Curt Artery

**RULES AND REGULATIONS**

1. All exhibitors must be residents of Platte County, or in the Wyoming trade area.
2. Exhibitors need to pre-register with the Fair Office. All entries must be executed within the last 3 years and not previously entered in the Platte County Fair. Exhibitors are entitled to enter one (1) exhibit per class. Entries need not have a western theme.
3. Entries must be done from an original idea conceived by the participating artist. Copies of work by other artists or from published photos are not accepted.
4. Hanging attachments for wall display. **All hanging works of photography must be framed, mounted with eye screws and wire is the preferred method. Any exceptions are to be approved with Superintendent or Assistant Superintendent.** For safety purposes, ONLY entries with the approved proper hanging attachments will be accepted. Entries that do not comply with these requirements will be turned away until properly submitted. **NO** string or wire affixed by tape or saw tooth hangers. **Children's are the only work that does not need to comply with the above,** but it must be able to hang from large hooks on pegboard display walls. (Yarn or string thru holes on cardboard or mat board are acceptable.)
5. The artists name, address and phone number must appear on the back of pictures. Seniors and Children must indicate their age on entries. Business cards and prices can only be shown on the back of pictures. Any artwork sold or unsold must remain in the Agriplex until the "fair" closes.
6. All entries need to be brought to Agriplex from 8:00am to 1:30 pm on Tuesday, no late entries can be accepted. Strings for tags and entry tags will be furnished at the Agriplex. All photos will be released between 5:00 and 6:00pm on Saturday. Work left will be at the Fair Office.
7. Judges will consider entries based on:
  - Content and appropriateness of class designation
  - Composition
  - Technical quality and overall presentation

**Extra Category Information**

1. Miniature images should be no larger than 5"x7" or 35 square inches before matting and framing. Frame size should be appropriate.
2. All photographic images must be at least 7.5 by 9.5 inches. **All work must be matted and framed under glass or Plexiglass when appropriate.**
3. In regular photography, prints may be in black and white or color. Prints must be made from exhibitor's original negative and printed on photographic paper by hand or by a photo lab.
4. Digital photography is any photo made with a digital camera, prints may be in black and white or color. Prints must be made from exhibitor's original file and printed on photographic paper, canvas, glass, metal, or any other suitable medium by hand or by a photo lab.

**DEFINITIONS**

**PROFESSIONAL:** Refers to those who derive significant income from their art or those who have a certificate, degree, diploma, or three or more years of formal training or teach visual art.

**ADVANCED AMATEUR:** Refers to those who have exhibited and won **first prizes** in accredited or recognized shows (Platte County Fair or State Fair) OR who have had professional schooling but have not completed more than three years.

**AMATEUR:** Refers to those who have not previously won first prizes as an amateur and have little or no schooling.



**JUNIOR:** Refers to those who have not reached their 19<sup>th</sup> birthday before Aug 1, of current year.

**CHILDREN:** Refers to Those who have not reached their 12<sup>th</sup> birthday before Aug 1, of current year. The children's display will be in the main 4H hall and will be judged by a qualified member of the Platte County Art Guild who will be generous with awards.

**SENIOR:** Refers to exhibitors 65 years of age or older as of Aug 1<sup>st</sup>, of current year.

**EXHIBITORS:** may place into a higher proficiency level (except professional) if they feel they are qualified to compete; however, an exhibitor cannot go to a lower level.

**MATTED AND FRAMED UNDER GLASS OR PLEXIGLAS:** Works of Art will meet the same standards as in the past. Photography exhibitors may use canvas wrapped frames when the work extends around all four sides of the frame, or a border is printed and extends around all four sides. Work printed on metal, glass wood or other material must cover the entire facing surface and be able to hang safely on wire and glass or Plexiglas is not required. No raw or unprinted areas should be seen when approaching these pieces. Large pieces of photography (over 2 ft by 2 ft or 576 sq. in.) should not be under glass for safety reasons. Exhibitors may use Plexiglas on large pieces but will not be required to.

**SUPERINTENDENTS:** Any exceptions and appeals to these requirements must be approved by the Superintendents. The guide for Superintendents is to facilitate displaying as much work as possible including minor assistance with hangers, providing available material and suggestions for meeting requirements.

## DIVISION: PHOTOGRAPHY

DEPARTMENT: OPEN CLASS EXHIBITS  
DIVISION A44

CLASS	DESCRIPTION
<b>SENIOR</b>	
OC265	Senior Scenery
OC266	Senior Animal
OC267	Senior Life History
OC268	Senior Plant Life/Still Life
OC269	Senior People
OC270	Senior Experimental
<b>PROFESSIONAL</b>	
OC271	Professional Scenery
OC272	Professional Animal
OC273	Professional Life History
OC274	Professional Plant Life/Still Life
OC275	Professional People
OC276	Professional Experimental
<b>ADVANCED AMATEUR</b>	
OC277	Advanced Amateur Scenery
OC278	Advanced Amateur Animal
OC279	Advanced Amateur Life History
OC280	Advanced Amateur Plant Life/Still Life
OC281	Advanced Amateur People
OC282	Advanced Amateur Experimental
<b>AMATEUR</b>	
OC283	Amateur Scenery
OC284	Amateur Animal
OC285	Amateur Life History
OC286	Amateur Plant Life/Still Life
OC287	Amateur People
OC288	Amateur Experimental
<b>JUNIOR</b>	
OC289	Junior Scenery
OC290	Junior Animal

OC291	Junior Life History
OC292	Junior Plant Life/Still Life
OC293	Junior People
OC294	Junior Experimental

## DIVISION: OPEN CLASS POULTRY

Superintendent:

Open class livestock classes will only be offered when at least three unrelated entries are received.

**ALL ENTRIES MUST BE PRE-ENTERED ON FAIR ENTRY**

**PLEASE READ ALL RULES:**

4. Exhibit coops will be furnished free of charge but see the superintendent in charge before placing fowl in coops and get your proper classification. Any health or sanitary measures prescribed by the superintendent must be carried out under his/her supervision. Birds should be deloused before bringing to the fairgrounds.
5. Judging will be by the rules of the American Poultry Association. All poultry will have weights taken at fair.
6. A bird can be shown only under one entry. No single entry can be shown in the pair entry or vice versa. Each entry must be entirely separate.
7. Due to the rapid development of diseases in poultry, certificates of veterinary inspection must be issued within 48 hours of the show. Superintendents and designated helper will inspect all birds for parasites prior to entry to building. Veterinarians **may be** available at the show to conduct health inspections.
8. Poultry can be fed only commercial feed during the fair.
9. AN EXHIBITOR MAY NOT EXHIBIT MORE THAN TWELVE (12) LOTS TOTAL. NO MORE THAN TWO (2) ENTRIES PER PERSON PER CLASS.
10. Competition in chickens and turkeys will be limited to the following specific breeds and varieties. Each contestant must provide own feed, feeders, and waterers. Each contestant is responsible for pen cleanliness in area around pen.
11. EXHIBITOR MUST BE PRESENT DURING JUDGING
12. Poultry Exhibitors should use sawdust under all cages and keep soiled sawdust cleaned each day replacing with clean sawdust each day.
13. All poultry exhibited must be in the name of one individual owner by June 1 which is the ownership deadline.

*Please see the current Wyoming State Fair Book for complete guidelines for state fair.*

**Ages:**

- Cock: male fowl one year and older
- Cockerel: male fowl less than one year
- Hen: female fowl one year and older
- Pullet: female fowl less than one year old
- Drake: Male duck on year old and older
- Young Drake: Male duck less than one year old
- Duck: Female duck on year old and older
- Young Duck: Female duck less than one year old
- Gander: Male goose one year old and older
- Young Gander: Male goose less than one year old
- Goose: Female goose one year and older
- Young Goose: Female goose less than one year old
- Tom: Male turkey one year and older
- Young Tom: Male turkey less than one year
- Hen: Female turkey one year and older
- Young Hen: Female turkey less than one year
- Mature Pair: One male and one female of the same ornamental species more than one year of age.
- Young Pair: One male and one female of the same ornamental species less than one year of age.

## DIVISION: POULTRY

DEPARTMENT: OPEN CLASS EXHIBITS  
DIVISION A45

(OC precedes all class numbers)



CLASS	DESCRIPTION
STANDARD POULTRY	
OC1000	Cock, male fowl one year old and older
OC1001	Cockerel, male fowl less than one year old
OC1002	Hen, female fowl one year old and older
OC1003	Pullet, female fowl less than one year old
BANTAM	
OC1004	Cock, male fowl one year old and older
OC1005	Cockerel, male fowl less than one year old
OC1006	Hen, female fowl one year old and older
OC1007	Pullet, female fowl less than one year old
DUCKS	
OC1008	Drake, Male, one year and older
OC1009	Young Drake, Young male, less than one year old
OC1010	Duck, Mature female, one year old and older
OC1011	Young Duck, Young female, less than one year old
GEESE	
OC1012	Gander, male, one year and older
OC1013	Young Gander, Young male, less than one year old
OC1014	Goose, Mature female, one year old and older
OC1015	Young Goose, Young female, less than one year old
TURKEY	
OC1016	All standard varieties, Tom one year and older
OC1017	All standard varieties young Tom, male less than one year old
OC1018	All standard varieties Hen, female fowl one year old and older
OC1019	All standard varieties young hen, female fowl less than one year old
ORNAMENTAL BIRDS	
OC1020	Mature Pair, cock, and hen, one year and older, of the same breed and variety
OC1021	Young Pair, cock, and hen, less than one year old, of the same breed and variety

Class No.	EGGS
OC1022	One dozen white eggs
OC1023	One dozen brown eggs
OC1024	One dozen Bantam eggs
OC1025	One dozen any other eggs

### DIVISION: MEAT POULTRY

DEPARTMENT: OPEN CLASS POULTRY  
DIVISION A46

Class No.	MEAT PRODUCTION CHICKENS, PEN OF THREE Judge to determine if market quality to sell
OC1026	Birds may be crossbred, inbred or purebred of same breed and variety. Birds entered in any other class are not eligible to compete in this class. Must be hatched after January 1 <sup>st</sup> of the current year. (Recommended to be same sex, within ½ lb. of each other, and between 3-8 lbs.)

Class No.	MEAT PRODUCTION TURKEYS Judge to determine if market quality to sell
OC1027	Birds entered in any other class are not eligible to compete in this class. Must be hatched after January 1 <sup>st</sup> of the current year, and be same breed, variety, and sex.

Class No.	EGG PRODUCTION CHICKENS, PEN OF THREE
-----------	---------------------------------------

OC1028	<p><b><u>This is not a market class and does not sell at the sale</u></b></p> <p>Pen of three pullets. Birds may be crossbred, inbred or purebred of same breed and variety. Birds entered in any other class are not eligible to compete in this class. Must be hatched after January 1<sup>st</sup> of the current year.</p>
--------	--

## DIVISION: OPEN CLASS

### BEEF

DEPARTMENT: OPEN CLASS EXHIBITS

DIVISION A47

Superintendent: Brice McIntosh

**ALL ENTRIES MUST BE PRE-ENTERED ON FAIR ENTRY**

Open class livestock classes will only be offered when at least three unrelated entries are received.

Best of Show Beef Male

Best of Show Beef Female

CLASS	DESCRIPTION
ANY RECOGNIZED BREED	
OC1100	Bull, 2 yrs. old and over
OC1101	Bull, senior yearling
OC1102	Bull, junior yearling
OC1103	Spring yearling bull
OC1104	Summer yearling bull
OC1105	Winter bull calf
OC1106	Senior bull calf
OC1107	Junior bull calf
OC1108	Cow, 2 yrs. old and over
OC1109	Senior yearling heifer
OC1110	Junior yearling heifer
OC1111	Summer yearling heifer
OC1112	Spring yearling heifer
OC1113	Senior heifer calf
OC1114	Junior heifer calf
OC1115	Winter heifer calf

## DIVISION: OPEN CLASS

### GOATS

DEPARTMENT: OPEN CLASS EXHIBITS

DIVISION A

Superintendent: Ashley Johnson

**ALL ENTRIES MUST BE PRE-ENTERED ON FAIR ENTRY**

Open class livestock classes will only be offered when at least three unrelated entries are received.

1. Goats can be halter broke but need not be.
2. Goats are shown with horns.
3. No billies will be allowed in the Dairy show.
4. All animals will require up-to-date health papers.

Best of Show Meat Goat

Best of Show Dairy Goat

Best of Show Udder

## DIVISION: OPEN CLASS

### DAIRY GOATS



DEPARTMENT: OPEN CLASS EXHIBITS  
DIVISION A48

Class No.	Junior Division -24 Months or younger that have never freshened
OC1200	Junior kids; born after April 1 current year
OC1201	Senior kids; born Feb. 1 – Mar. 31 current year
OC1202	Junior yearling; born Nov. 1, previous year – Jan. 31 current year
OC1203	Senior yearling; born Sept. 1 two years prior – Oct. 30 current year
OC1204	Best Udder

Class No.	Senior Division – Animals that have freshened, including dry milkers
OC1205	Under 2 years, in milk
OC1206	2 years and under 3 years
OC1207	3 years and under 5 years
OC1208	5 years and over
OC1209	Best Udder

**DIVISION: OPEN CLASS  
MEAT GOATS**

DEPARTMENT: OPEN CLASS EXHIBITS  
DIVISION A49

Class No	DOES
OC1210	Doe kid; born April 1 of current year
OC1211	Doe kid; born Jan. 1 – Mar. 31 of current year
OC1212	Doe kid; born Sept. 1 – Dec. 31 of previous year
OC1213	Yearling Doe; born Sept. 1 two years prior to current year to Aug. 31 of previous year
OC1214	Two-year old Doe; born Sept. 1 three years prior to current year to Aug. 31 two years prior to current year
OC1215	Three years and older Doe, born before Sept. 1 three years prior to current year
OC1216	Best Pair of Does; any age, owned by exhibitor

Class No.	BUCKS
OC1217	Buck kid; born April 1 current year and after
OC1218	Buck kid; born Jan. 1-Mar. 31 current year
OC1219	Buck kid; born Sept. 1-Dec. 31 previous year
OC1220	Yearling Buck; born Sept. 1 two years prior to current year to Aug. 31 previous year
OC1221	Two-year-old Buck, born Sept. 1 three years prior to current year to Aug. 31 two years prior to current year
OC1222	Three years and older Buck, born before Sept. 1 three years prior to current year
OC1223	Best Pair of Bucks, any age; owned by exhibitor

**DIVISION: OPEN CLASS  
RABBITS**

DEPARTMENT: OPEN CLASS EXHIBITS  
DIVISION A50

Superintendent: Charity Caves  
ALL ENTRIES MUST BE PRE-ENTERED ON FAIR ENTRY

Open class livestock classes will only be offered when at least three unrelated entries are received.

**Best of Show Doe**  
**Best of Show Buck**  
**Best of Show Fur**

Age breaks for 6-Class Breeds

Junior Doe (up to 6 months) Junior Buck (Up to 6 months)  
Intermediate Doe (6-8 months) Intermediate Buck (6-8 months)  
Senior Doe (8 months & Older) Senior Buck (8 months & older)

Age breaks for 4-class Breeds

Junior Doe (up to 6 months)  
Senior Doe (6 months & older)  
Junior Buck (up to 6 months)  
Senior Buck (6 months & older)

CLASS	DESCRIPTION
<b>4 CLASS BREEDS</b>	
OC1300	Junior Doe
OC1301	Senior Doe
OC1302	Junior Buck
OC1303	Senior Buck
<b>6 CLASS BREEDS</b>	
OC1304	Junior Doe
OC1305	Intermediate Doe
OC1306	Senior Doe
OC1307	Junior Buck
OC1308	Intermediate Buck
OC1309	Senior Buck

Class No.	FUR CLASSES
OC1310	Normal, white fur (American, Beveren, Britannia Petite, Californian, English Lops, Florida Whites, Himalayans, Polish, New Zealand)
OC1311	Normal, all colors but white (American, Beveren, Belgian Hare, Britannia Petite, Champagne D'Argent, Checkered Giants, Cinnamon, Crème D'Argent, Dutch, English Lops, English Spot, Giant Chinchilla, Harlequins, Havana, New Zealand, Palomino, Polish, Rhinelander, Silvers, Silver Marten, Tans)
OC1312	Rex, white only (Mini Rex and Rex)
OC1313	Rex, all colors but white (Mini Rex and Rex)
OC1314	Satin, white only (Satin)
OC1315	Satin, all colors but white (Satin)
OC1316	All other Breed Fur (color) (American Chinchilla, American Sable, Dwarf Hotot, Flemish Giants, French Lops, Hotot, Holland Lops, Lilac, Mini Lops, Netherland Dwarfs, Silver Fox, Standard Chinchilla)
OC1317	Fryer Fur, all colors (a rabbit from the Meat Pen Class)
OC1318	Angora Wool, all colors but white
OC1319	Wool, all colors

**DIVISION: OPEN CLASS**  
**SHEEP**

DEPARTMENT: OPEN CLASS EXHIBITS  
DIVISION A51

Superintendent: Greg Meyer

ALL ENTRIES MUST BE PRE-ENTERED ON FAIR ENTRY



Open class livestock classes will only be offered when at least three unrelated entries are received.

Champion Ram  
Champion Ewe  
Champion Flock

Entries must show evidence of good breeding. Date for computing age of sheep is January 1. Flock shall consist of one ram, any age, two yearling ewes and two ewe lambs.


CLASS	DESCRIPTION
ANY RECONGNIZED BREED	
OC1400	Ram, 1 yr. & under 2, born 1 year prior
OC1401	Fall Ram Lamb (born Sep. 1 – Dec. 31 of prior year)
OC1402	Winter Ram Lamb born (Jan. 1 -Feb. 15 of current year)
OC1403	Spring Ram Lamb (born Feb. 16 – June 1 of current year)
OC1404	Pen of 2 Ram Lambs
OC1405	Ewe, 1 yr. & under 2, born 1 year prior
OC1406	Fall Ewe Lamb (born Sep. 1 – Dec 31 of prior year)
OC1407	Winter Ewe Lamb (born Jan. 1– Feb. 15 of current year)
OC1408	Spring Ewe Lamb; (born Feb. 16 – June 1 of current year)
OC1409	Pen of 2 Ewe Lambs
OC1410	Best 4 Head Lambs from one Exhibitor (both sexes represented)
OC1411	Breeders Flock (1 ram, 2 yearling ewes, and 2 ewe lambs)

### OPEN CLASS LIVESTOCK RULES

- There will be a \$10.00 per entry assessed
- Entries must be received by the deadline set for open class entries; they can also be dropped off at the fair office by the deadline.
- Payout for winners will be 1<sup>st</sup> place only, 50% of entry fees collected for class and are divided among each Grand Champion animal breed.
- Each animal will have a mandatory vet check dated no later than 10 days prior to the show and must present the papers to the superintendent before unloading on the fairgrounds.
- Animals will be on grounds no earlier that day of the show and will remain on grounds for the show date only.
- Open class livestock classes will only be offered when at least three unrelated entries are received.



# LOS DOMINGUEZ



MEXICAN  
RESTAURANT


1506 NORTH ST.  
WHEATLAND WY 82201  
(307) 322-1992



## WHEATLAND CHIROPRACTIC CENTER

DR. DAVID BEAUPREZ D.C.  
307-322-3533

## MANTLE'S WILD HORSES





Entries Close  
Friday July 11th  
2025

**Email :**

**Address :**

**Phone:**

[illegible]




**31**  
JULY



5:00PM EXHIBIT HALL  
GRASS

## Pet Show

Sign up will begin at 5:00pm. Show will be held in the grass west of the Exhibit Hall. This Show is open to all youth. Prizes will be given in various categories.



2:30 PM - 4:00 PM

**1**  
AUG

## Bucket Calf Contest

Check in from 2-4pm

Rules:

1. The Bucket Calf project is open to all youth, ages 4-8yrs old and not enrolled in any 4-H project.
2. Calves must be born between April 1 and July 1, of the current year.
3. Each exhibitor will be allowed to show only ONE Calf.
4. All Bucket Calves will be assigned to a specific area to be tied.
5. All calves must be tied with neck ropes in addition to halters.
6. All calves must be on the bucket or bottle at Fair time (no nurse cows).
7. All calves must be halter broken.
8. Calves may be of any breed or sex.
9. Calves will be released at 6:00 p.m. Friday.
10. Fair rules and regulations on stalls, care of livestock and health are to be adhered to. To make this a fun and positive experience parents will be allowed to assist their children.
11. Ownership of calves is not required by participants.
12. All animals will be checked by a vet at check-in.
13. Bucket calves should not come to the fairgrounds until Friday.



**2**  
**AUG**

## Parade

**Best Overall Float - \$250.00**  
**1st Place - \$100.00 2nd Place - \$50.00**  
**3rd Place - \$25.00**

Judging will be based on the entrant's depiction OF CURRENT YEARS FAIR THEME.

A \$5 entry fee will be charged for all entries, (the proceeds of which will benefit the Wheatland Volunteer Fire Department). As a safety precaution the organizers of the parade wish participants would refrain from "throwing" anything into the crowd. Treats may be "handed" to the crowd by pedestrian participants.

Check with the Platte County Fair Office (322-9504) for locations to pick up parade entry blanks. Late entries will be placed at the end of the parade procession.

10:00AM



4:30PM

**28**  
**JULY**

## Jr. Ranch Rodeo

The Junior Ranch Rodeo is planned for the entertainment of children and to teach them the way of the ranch hand. It is designated for them to have fun and to learn about teamwork with children of different ages. Along the way everyone who gets involved in the activities or as a spectator will have a fun time.

1. Each team will consist of four members. There will be three age groups: Peewee, Junior, and Senior teams.
2. The Peewee Team - Children, 3 to 7 years of age as of January 1, of current year. The team must have one 4, 5, or 6-year-old.
3. No more than two 7-year-olds.
4. Junior Team - Children, 4 to 11 years of age as of January 1, of current year. This team must have members between the ages of 4 through 7. One member between the ages of 8 through 11 years. This team cannot have more than two 11-year-olds on a team.
5. Senior Team - Children, 6 to 14 years of age as of January 1, of current year. The team cannot have more than one 13-year-old and one 14-year-old.

Entry blanks can be picked up at the Fair Office.....322-9504



# Thank you Sponsors

## GRAND CHAMPION

---

Southeast Wyoming Weed Control  
Jack Finnerty Family  
KYCN/KZEW Smith Broadcasting  
Electrical Solutions  
Brown Co.

NextEra Energy

Platte ValleyBank.CH Brown/JG Elliott

Burns Insurance Agency

First State Bank

Platte County Chamber of Commerce

## SUPPORTING SPONSORS

---

Mountain View RV Park

Stage Point Federal Credit union

Weaver & McGuire

Blue Raven Realty

Wheatland Chiropractic Center

Mantle's Wild Horses

Los Dominguez

Dominguez Plumbing

## RESERVE GRAND CHAMPION

---

Laramie Peak Motors

Bob Ruwart Motors

Rolling Hills Bank & Trust

Harnish Veterinary Services

Wheatland Country Store

South Street Pharmacy

## BLUE RIBBON SPONSORS

---

NOC

Bellwood Boats

Thrifty Foods/Super Foods

Wyoming Center on Aging

Wheatland Garage Door

Chugwater Chili

Platte County Weed & Pest

H's Custom Cuts

Chug Springs Butchery

Bomgardner Ranches

Banner Capital Bank

Laramie Peak Veterinary

Superior Contracting





See you  
next year!

