



The Pittsburgh Tri-State Chapter NCRS

NEWSLETTER

NCRS Top Flight Chapter

ncrspitt.com

Spring 2018



2018 Officers & Chairpersons

Chairman - Don Geary 724-834-5586

djgeary@comcast.net

Vice Chairman - Paul DiSanto

412-751-5579 pdisanto1950@gmail.com

Treasurer - Norm Neffield

724-832-1935 nneffield@comcast.net

Secretary - Jim Wainwright

814-381-5512 james_wainwright@hsb.com

Judging Chairman - Bill Bryan

814-931-9101 crosskeystv@yahoo.com

Membership - Judy Geary

724-834-5586 gearyjt@comcast.net

Inside Coordinator - John Jeffries

724-443-6982 jjeffries@zoominternet.net

Outside Coordinator - Dave Kitch

724-468-4094 dmkitch@comcast.net

Newsletter Editor - Jim Patitucci

724-737-6396 jjppat@atlanticbb.net

Historian - Barry Holmes

724-468-6609 drbarry57@comcast.net

Board Members at Large

Mike Bucheit 724-423-3080

mbucheit@wpa.net

Bob Cirilli 724-449-3323

cirilli@zoominternet.net

John DeGregory 724-832-3786

JohnDeGreg@aol.com

Chairman's Message for Spring 2018

By: Don Geary

As I write this message we have just completed our first event of 2018, and that was the judging school at John Kuhn's garage. It was a GREAT event with speakers covering information on old and new fuel injections, rebuilding EVAP canisters, GM keys and judging practice for operations. Thanks especially to John Kuhns for inviting us to his facility annually, and also to speakers John DeGregory, Norm Neffield, Jim Patitucci, Ken Peindl and Bill Bryan. Any ideas for future topics are welcomed.

Looking ahead in 2018 the next events are coming soon:

April 29 – Mini-Judged meet and Judging school at Valley Auto in Bedford, Pa.

May 19–Technical Seminar at Weiman's Interiors in Delmont, Pa.

June 9 – Chapter Judged meet at B&D Activity Center in Latrobe, Pa.

August 12 – Annual Picnic at Indian Lake Park in North Huntingdon, Pa.

Please see the website for more details and the registration forms. Our annual roster booklet shows all the events of 2018 to help you 'save the date'.

Our chapter board is working hard to keep lots of events planned throughout the year. Please plan on attending the events and enjoy the benefits of belonging to our organization and update your current friendships and possibly make some new friends.



Congratulations! Pittsburgh Tri-State Chapter for achieving the NCRS Chapter Top Flight Award again in 2017. Our chapter has earned this prestigious award since its inception in 2004. A special thank you to our Inside Coordinator *John Jeffries* for his hard work and dedication in making sure that all the required paperwork is turned in to the NCRS in a timely, efficient and organized fashion.



Editor's Note:

Technical articles are needed to publish in our quarterly newsletter. If you have completed a restoration project recently or in the past on your corvette and would like to share it please do so. We would also like to hear from you about a corvette experience you may have had. Email them to me at jjppat@atlanticbb.net.

Jim Patitucci



PITTSBURGH TRI-STATE CHAPTER JUDGING SEMINAR

MARCH 4, 2018

JOHN KUHN'S GARAGE in LATROBE, PA.

Write up by: Jim Patitucci / Photos by Jim Patitucci & Bob Stokes

The Pittsburgh Tri-State Chapter held its first judging and technical seminar of 2018. It was held at John Kuhn's Garage in Latrobe, Pa. Twenty-five members attended the event on a brisk but sunny early March Sunday morning.




Co-Chairman Paul DiSanto (above left) welcomed everyone and thanked them for coming. Judging Chairman Bill Bryan (above right) went over the agenda for the day and introduced the presenters.

Jim Patitucci started things off by explaining the **Evaporation Control Systems (EVAP)** and its component parts on the C3's. (Specifically 71-74's) Many early C3 owners struggle with the raw fuel smell in their garage from these cars. Most of the time it is the fuel EVAP system that has failed in some form or another and his presentation explained what happens and how to fix it. He had examples of an original canister from a 71- 73 and a 74 and later. He pointed out the noticeable differences between the two, along with examples of various fuel vapor hoses and clamps to show attendees what happens to them after 40 plus years. They deteriorate to the point of becoming unsafe and why it is so important to check and replace these items on the older corvettes. He took one of the canisters completely apart to show what they consist of and how to properly restore it so that it may be used safely once again. He also shared examples of a few original emission system parts and compared them to examples of reproductions of those parts. -3-



In the photos above Jim is explaining the EVAP system and how to restore them. The bottom photo shows the canisters, hoses, clamps and restoration components. Also pictured here are examples of NOS and reproduction emission parts to compare.





ELECTRONIC FUEL INJECTION


BASIC EFI THEORY

Norm Neffield was next on the agenda. He used an in depth power point presentation to illustrate the history and theory behind Electronic Fuel Injection. Starting with one of the first very early Bendix units installed in a 1957 DeSoto up to the more modern EFI units used on cars today. He provided everyone with a handout that included the power point information and illustrations of all the various sensors, throttle bodies, and fuel pumps just to name a few..

Great Cars and Great Friends




John DeGregory took center stage next to explain the *A-B-C's of Mechanical Fuel Injection* used in Corvettes from 1957 to 1965. Many of you know John D. as the NCRS official go to guy for vintage Fuel Injection Service and Restoration. He shared his vast knowledge of the Corvette FI system with everyone on an original '57 Rochester FI unit he brought with him to the seminar.



J.D. also shared many of the unique parts from the vintage FI systems, including those that he designed himself.





In the photo above Ken Piendl our final presenter for the day spoke to the group about GM Keys and how they differed throughout the generations of cars. He discussed Briggs and Stratton keys and locks as well as the square and oval GM keys. His presentation was very interesting especially when he started to show everyone all the old 'key code' books and various 'key cutting/identifying' tools that he has collected over the years including a Curtis Key Cutting tool. If you need your vintage corvette or newer corvette keys made, you may want to contact Ken to get more information from him.

FOR THE JUDGING SCHOOL PART OF THE SEMINAR –BILL BRYAN INSTRUCTED EVERYONE ON HOW TO PROPERLY OPS JUDGE JOHN KUHN'S 1967 VETTE.




-7-

More photos below from the seminar for your viewing pleasure!








NCRS

Great Cars and Great Friends





As you can see from the write-up and all the photos above, our first Judging School and Technical Seminar in 2018 was packed with information and materials for all who attended. Had good food, great fellowship and the weather was perfect. Time just flew by. The day was over before we knew it. We hope to see more of you at our future events. See the events page in this newsletter and on our website. ncrspitt.com.

Member Stu Benson was the only attendee to take advantage of the beautiful day. Here is Stu with his very nice Mulsanne Blue 1970 LS5 convertible. Thanks for driving it to the event Stu!



“No way Dean get your own doughnut!”



The Pittsburgh Tri-State Chapter would sincerely like to thank member John Kuhns for his hospitality in letting us use his garage for our March Judging & Technical Seminar every year. John is always a gracious host, plus it's always nice to take a step back in time and just enjoy his classic car collection and all the antique advertising and gas station memorabilia he has collected over the years.



RESTORING THE FRONT GRILLE ON A 1973 CORVETTE

By: Jim Patitucci



The front grille assembly on the 1973 corvette is a one year only part. These were made from chrome plated die cast pot metal. Originally the grilles were painted semi-gloss black then the leading edge paint was removed to expose the chrome. The right and left side grilles have been discontinued for years and are not currently reproduced in the original pot metal material. They are however, reproduced in plastic and can be purchased for under \$100.00 per side from any of the corvette vendors. Therefore, if you are lucky enough to find them in NOS be prepared to pay big bucks. The center grille section is still produced in original metal material and can be purchased today. For your information cars that were delivered from St. Louis to states that required two license plates did not come with the center grille assembly. Those cars were shipped with the front license plate bracket instead. For those states that only require one plate the cars were shipped with the center grille.

Since my car is a driver I decided to restore my grilles instead of spending the large amount of money for NOS. To be perfectly honest, the originals were never in that great of shape from the factory.

In *Figures 1 and 2* you can see the condition mine were in.



(Fig. 1)




(Fig. 2)

The first thing I did was to remove the parking light assemblies then I removed all the chrome plating that was just flaking away. After that, I started the sanding process until I got the metal as smooth as possible. Pot metal (zinc die cast) is a very cheap and porous metal. Even when new these had many imperfections. That is probably why they changed to aluminum die cast in 1974. I followed up sanding by cleaning and prepping the surface with lacquer thinner and primed the pieces.

Once the primer dried completely I sanded them once again with 1200 grit sandpaper.

I sprayed them with **JOHN DEERE “BLITZ BLACK”** semi-gloss paint. I prefer this brand to many of the others because in my opinion when it dries it resembles the factory finish more closely. **Figure 3** shows the left side grille after the paint was applied.



(Fig. 3 Left Side)

Figure 4 shows the Center grille section after the paint was applied.




(Fig. 4 Center Section)

To replicate the chrome edges on the grilles. I used a great product. I used a **KRYLON Silver Leafing Pen** that you can purchase at your local craft store. It is actually paint and not a marker. The tip is chiseled and is just perfect for applying the chrome “look” edge to the grilles. The 73’s front parking light lenses have chrome paint on the front edges to match up with the grilles, as shown below in **Figure 5**.



(Fig. 5 Left Side Parking Lens)

For those of you who may be interested in performing this restoration, other than various sandpaper grades and primer here are the products I used in **Figure 6**.



(Fig. 6 Paint Products)

When I was searching for the availability of NOS 73 grille parts I found out the right side grille was discontinued from service in July 1986 but the left side wasn't discontinued until about 10 years later in January 1996. The reason for this may have been that because the grilles were a zinc die-casting the right side mold may have either broke or wore out prior to 1986. By then the 73 corvette was long out of production, which means there was no longer a need for production parts. GM decided that it was not economically feasible

to either repair or replace the mold so the part was discontinued. Like I mentioned earlier in the article these parts in NOS service were very marginal in quality if that. In the next photo **Figure 7** I circled a couple examples of imperfections in the grilles even after heavy sanding.



(Fig.7 Imperfections)

Here is the finished product.



Submitted by: Jim Patitucci

UPCOMING 2018 PTSC NCRS EVENTS

[April 29 \(Sun\) Chapter Mini-Judged Meet @ Dave Stahl's 8:30am-2:15pm](#)

Bedford, Pa.

Coordinator: Bill Bryan & Paul DiSanto

[May 19 \(Sat\) Technical Seminar @ Weimann's Interiors 9am-3pm](#)

Delmont, Pa.

Coordinator: Dave Kitch

[June 9 \(Sat\) Chapter Judging Meet @ B&D Creekside Activity Center 7:30am-3pm](#)

Latrobe, Pa.

Coordinator: Paul DiSanto

Registration: Jim Wainwright

Judging: Bill Bryan

[August 12 \(Sun\) Annual Picnic @ Indian Lake Park](#)

North Huntingdon, Pa.

Coordinator: Paul DiSanto & Frank Gavron

[Sept 16 \(Sun\) Fall Road Tour @ Coolspring Power Museum](#)

Coolspring, Pa.

Coordinator: Mike Bucheit

[Oct 14 \(Sun\) Mini Meet/Tech Seminar @ Greenwood Chevy](#)

Hubbard, Ohio off I-80

Coordinator: Bill Bryan & Ken Jelley

[Dec 9 \(Sun\) Christmas Banquet – Lakeview Inn Rt. 30 \(Just below Wal-Mart\) in Greensburg, Pa.](#)

1:00-4:00 p.m.

Coordinators: Paul DiSanto & John DeGregory



WELCOME NEW MEMBERS

*Lou & Kathy Urbanski #64284

203 Boston Hill Road

Elizabeth, Pa. 15037

1974 Coupe

*Joe Terravecchia #64506

211 Adams Point Blvd. Unit 10

Mars, Pa. 16046

1966 427/425 HP

*Thomas Almes #64581

1115 Philadelphia St.

Indiana, Pa. 15701

1975 Convertible

PTSC NCRS Apparel

We now have custom embroidered apparel for members to purchase online. Just go to our web page www.ncrspitt.com under Membership and click on the link. There are items for both men and women at very reasonable prices. There will also be a limited supply of embroidered T-Shirts and Hats at all of our upcoming events. Sizes are: M-L-XL-XXL. Hats are \$12.00 and the T-Shirts are \$12.00. See Jimmy Patitucci at the event.



NCRS Calendar of Events

Carolina Regional- April 12-14 @ Greenville, SC

Heart of Ohio Chapter Meet April 21 @ Marysville, Ohio

Arizona Regional- May 16-19 @ Scottsdale, Arizona

Michigan Regional- June 7-9 @ Dearborn, Michigan

PTSC Meet June 9 @ Creekside B&D, Latrobe, Pa.

National Convention- July 15-20 @ Las Vegas, Nevada


Mid-Atlantic Regional - Sept. 20-22 @ Altoona, Pa.

Texas Regional – Oct. 25-27 @ Frisco, Texas



DID YOU KNOW?

“The 1954 Corvette was the first American car to have wheels balanced on the assembly line!”



(Photo from: “BIRTHPLACE OF LEGENDS” The Story of Corvette Production at the St. Louis Plant 1953-1981) by Peter J. LiCastro

The Pittsburgh Tri-State Chapter of NCRS was founded in August of 1990. Meetings are held on the second Tuesday of each month at designated and published times and locations. All members are welcome to attend the board meetings. In 2018 the board meetings will be held at the Boulevard Restaurant in Delmont, Pa. at 6:30 PM. Come early if you want to eat. The newsletter is published quarterly. All articles for publication must be submitted no later than 15 days prior to the end of the calendar quarter. Ads from PTSC members are free of charge. Any car related news is appreciated. Applications for membership and annual dues should be sent to Judy Geary, 117 Caldwell Dr. Jeanette, Pa. 15644, or gearyjt@comcast.net. Membership dues are \$20 per year and payable from June 1 thru June 30. You can also pay dues via PayPal, see our website for the link. www.ncrspitt.com.



SAVE THE DATES

SAVE THE DATE
2018 AACA Grand National Meet
May 31- June 3, 2018
University of Pittsburgh, Greensburg, PA Campus

Hosted by
The Western PA Region
John Ross Kuhns III
412-558-0994
John Kuhns
412-554-3321



**AIR-COOLED CLASSICS
IN THE STEEL CITY!**



48TH INTERNATIONAL CORVAIR CONVENTION
JULY 23-28, 2018
Hosted by WESTERN PENNSYLVANIA CORVAIR CLUB

For more INFO: Google 48th
International Corvaire Convention
Pittsburgh, Pa.

FOR OUR SOLID AXLE MEMBERS



**MASACC SPRING OUTING -- GETTYSBURG, PA --
APRIL 9-11, 2018 --**

Monday - April 9

- Afternoon - Carriage Ride and Walking Tour of Downtown Gettysburg, 297 Steinwehr Ave, Gettysburg

- Dinner - **The Dobbin House Tavern**, 47 Steinwehr Ave, Gettysburg Evening - Gettysburg Ghost Tour, 89 Steinwehr Ave, Gettysburg Overnight - **Brickhouse Inn**, 452

Baltimore St, Gettysburg **The Brickhouse Inn** has 14 rooms, ranging from \$149 to \$179 plus tax, including a 3-course breakfast and parking the rear of the Inn. The Inn is in two old buildings that are next to one another, and every room has a queen bed but is unique with a different kind of private bath. Parking is in the rear.

- Make you're your reservation at 717-338-9337 or 800-864-3464 - cannot be made online. Mention Corvette Club. Tuesday - April 10

- Morning - Tour of **Gettysburg National Military Park Museum & Visitor Center**, Gettysburg National Park, Gettysburg

- Lunch - On you own at the Visitor Center, Gettysburg Visitor Center, Gettysburg

- Afternoon - Guided cruise around Gettysburg National Park, Gettysburg Baltimore St National Park, Gettysburg

- Dinner - Pizza at the Inn, 452, Gettysburg

- Overnight - Brickhouse Inn, 452 Baltimore St, Gettysburg

Wednesday - April 11 * Morning Tech Session, 452 Baltimore St. Gettysburg/ Then Depart for home.



4/3 - Tues. MiM Plantation Tour

4/26 - Thurs. Michelin NCM Bash @ NCM

4/29 - Sun. MiM Dragon Run @ Baltimore Estate

5/17 - Thurs. C4 Gathering @ NCM

5/20 - Sun. MiM Springtime in the Dells' @ Wisconsin Dells

6/6 - Wed. MiM Branson Experience

For more NCM info: corvettemuseum.org

-20-

BARRETT JACKSON 2018

Submitted by: Paul DiSanto

My experience at the Barrett Jackson car auction in Scottsdale Arizona in January was very exhilarating. Arriving at the auction on the first day was surprising because I couldn't believe how long the lines were to get into the facility. Once in, you started to see all the new high-end sport cars from America, Europe and Japan; example Corvette ZR1, Ford GT and the Viper ACR and so on. Walking through the facility, you see all kinds of vendors selling clothing, jewelry, car & truck restoration, food vendors and so many more. After passing through the vendor area, we walked into the main area where the auction was held. In the center of the arena is a secured area where the bidding was taking place. The only people permitted into the bidding area were ones directly involved in the bidding process. You had to wear a bidding badge to enter the bidding area. Bidding was going on all day long. They stored the pristine classic cars on the back side of the facility. They auctioned the higher end, pristine cars toward the end of the weeklong event. Each car slated for auction displayed a brief description and the date & time when that car would be auctioned. Outside of the facility, there was a dozen or so huge carnival tents with all kinds of cars to be auctioned off from fairly new cars to classic cars. Chevrolet, Dodge and Ford had a serpentine race track set up where a professional driver took you around the track. Chevy used the ZO6 Corvette, Dodge used the Charger and Challenger and Ford used the Mustang GT and Fusion GT. After cars being auctioned were sold, they were moved to an area with the final bidding price posted on them and they remained at that location until the Barrett Jackson Auction was over. We spent a total of 3 days at the auction and we repeated the process all three days. The temperature was in the mid-seventies so it was comfortable for walking outside. The experience was awesome and if you have not attended this type auction, you need to add it to your bucket list.

*Paul next to the All Electric Vette: 800HP 0-60 in 3
3seconds.....*



New Orange



ZR1-755 HP



Jason Laureys, 40, a Southwest Airlines pilot from Wauconda, Ill., on his 1970 Chevrolet Corvette Stingray, as told to A.J. Baime.

When I was little, instead of a stuffed animal, I slept with toy trucks and Matchbox cars. By the time I was in junior high, because I loved cars so much, my parents had taught me to drive. We had a family friend whose husband owned a 1979 Corvette, and she let me drive it through my neighborhood.

I did not have a license yet. I remember sitting in that driver's seat, looking out over those huge swooping fenders. In that moment, everything changed.

Today I have three Corvettes and two Camaros. The car pictured here is a third-generation ("C3") Corvette, like the one I drove when I was in junior high, and it has a special story.

I bought it in June 2015 from a mom-and-pop dealership in Chicago for \$32,195. I was given a file that had history on the car. Last year I took the vehicle to a car show in the town next to mine. This guy comes up and starts taking pictures. He tells me he used to own a Corvette just like mine, in

the 1970s into the early '80s.

The more we talked, the more it clicked. All the history I had on my car, this guy was now telling me. He had lived in Colorado when he owned his Corvette, and I knew my car had once resided in Colorado. Same color, same model year, same 454 390-horsepower engine. His name was Dale Seay and he gave me his number. I was thinking:

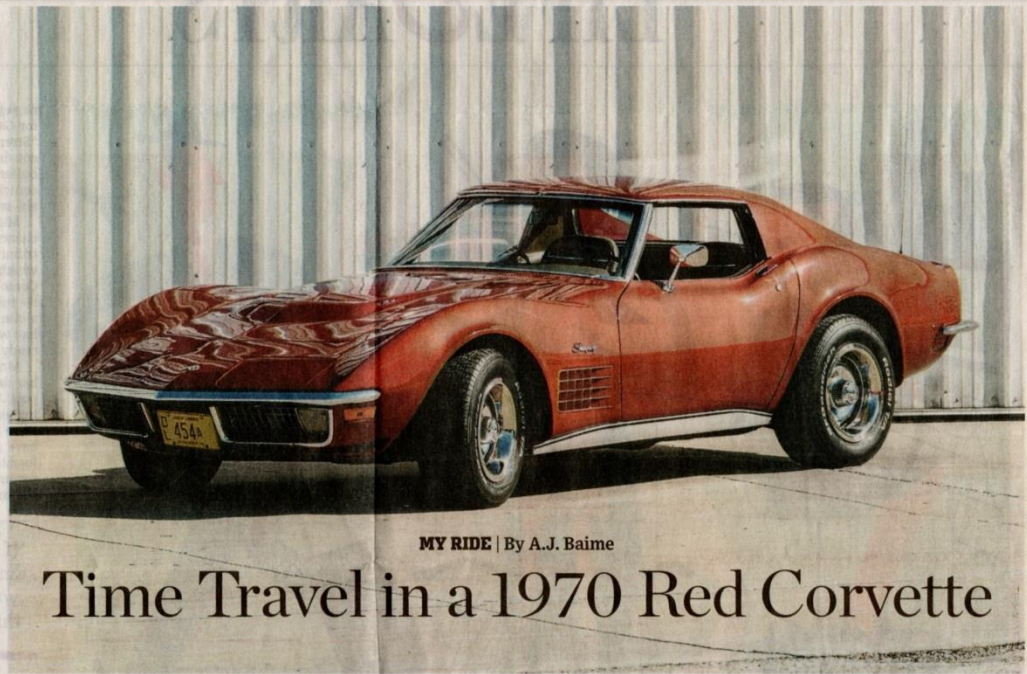
What are the chances this is the same car this stranger had owned decades ago, in a different state?

That night, I searched through the file I had on the car and found a service receipt from 1975 that had Dale Seay's name on it. I was flabbergasted.

A week later I brought the car to him and let him drive it. I love hearing his stories from the 1970s, how he used

MY RIDE | By A.J. Baime

Time Travel in a 1970 Red Corvette



Contact A.J. Baime at [Facebook.com/ajbaime](https://www.facebook.com/ajbaime).

PHOTO: ANDREW FRENCH FOR THE WALL STREET JOURNAL

The article above from The Wall Street Journal, Wed. March 14, 2018 submitted by: Paul DiSanto

SPRING IS FINALLY HERE! IT'S TIME TO GET THOSE CORVETTES OUT OF HIBERNATION!

RESTORE, ENJOY and by all means DRIVE them!



PITTSBURGH TRI-STATE CHAPTER MINI-MEET
www.ncrspitt.com
Sunday Apr 29, 2018 – Limited CAR Registrations available
 Valley Auto, Corvettes, 5624 Business 220, Bedford Pa 15522

NCRS Membership Number: _____ (Registration Will Not Be Accepted Without Your NCRS Number)
 Name: _____ Spouse/Guest: _____ Chapter Affiliation: _____
 Address: _____ City: _____ State: _____ ZIP: _____
 Home Phone: _____ - _____ - _____ Cell Phone: _____ - _____ - _____
 E-Mail: _____

EVENT SCHEDULE – SUNDAY APR 29, 2018

8:30 Registration, coffee and Donuts	10:15 Flight Judging
9:00 Judging School – Bill Bryan	12:00 Lunch available
10:00 Judges/owners meeting	2:15 – Awards

EVENT REGISTRATION (Please Check and Complete Requested Items and Amounts)

Registration fee per person= Judge/Owner/Spectator (Includes Lunch).....\$10..... \$ _____
 Flight Judging Car Entry\$60..... \$ _____
 TOTAL..... \$ _____

JUDGING PARTICIPATION

ALL PARTICIPANTS WILL BE INCLUDED IN JUDGES TRAINING AND JUDGING THE CARS IN THE EVENT.

CAR ENTRY PARTICIPATION WILL BE LIMITED

Year _____ Coupe /Conv. Engine HP _____ VIN _____
 Ext Color _____ Paint Code _____ Int. Color _____ Trim Code _____ Int. Fabric _____ Build Date _____
 Insurance Co _____ Policy #: _____ Exp. Date: ____ / ____ / ____

Please send copies of your owner and insurance cards with this registration form.

I agree to insure my vehicle and property against loss, damage and liability and to provide proof of such insurance to the NCRS at the time of registration. I agree to assume the risk of any and all damages or injury and to indemnify and hold harmless, NCRS, its officers, directors, agents, employees and Chapters for any acts or omissions which may result in the theft or destruction of my property or injury to me or others occurring, during or as a consequence of this meet. Your signature below signifies that you have read and agree to all individual meet requirements. Proof of insurance must be presented at the meet.

Signature: _____ Date: ____ / ____ / ____

Make checks payable to: Pittsburgh Tri-State Chapter NCRS Registration must be postmarked by April 22, 2018

Send to: Jim Wainwright 104 Aldrich Ave, Altoona, PA 16602 james_wainwright@hsb.com

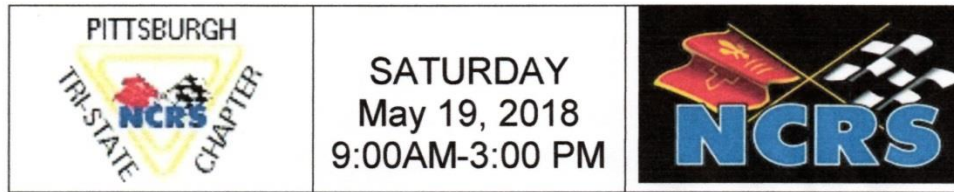
Phone: 814-942-2758 Note: "NCRS" in subject line when e-mailing.

Meet Chairman: Paul DiSanto Phone: 412-527-2783 or e-mail: pdisanto1950@gmail.com

Judging Chairman: Bill Bryan Phone: 814-931-9101 or e-mail: crosskeystv@yahoo.com

NOTE: This is a mini-meet and Judges training session for increasing the judging knowledge of our members. Full judging points and flight awards will be earned by participants at the meet.

**PITTSBURGH TRI-STATE CHAPTER NCRS
TECHNICAL SEMINAR**



**Location: Weimanns Interiors LLC
2515 Route 66 Delmont, Pa. 15627**

(Located ½ mile north of Delmont on State Rte. 66)

**Cost: \$10.00/person, we need a head count for caterer.
Includes Coffee, Donuts, Lunch**

AGENDA:

PRESENTERS: JEFF WEIMANN, BILL BRYAN

- 9:00 Coffee/Donuts
 - 9:30 Mid year Corvette seats/interior upholstery
 - 12:00 Lunch
 - 12:45 Mid year convertible top installation
 - 2:00 Convertible top judging (one judging point)*
 - 3:00 Adjourn
- Attendance is required till end of session to receive judging credit

Mail forms and Check payable to: Pittsburgh Tri--State Chapter NCRS


Dave Kitch
750 Story Road
Export, Pa. 15632
Tel 724-433-4151; dmkitc@comcast.net

PLEASE REGISTER NO LATER THAN May 5, 2018

Name: _____

Address: _____

Phone: _____ NCRS# _____

Pittsburgh Tri-State Chapter Membership Application Please Print			
Name:		Spouse's Name:	
Street Address:			
City:		State:	Zip:
Email Address:			
NCRS Membership #:		Home Phone:	
NCRS Member Since:		Cell Phone:	
Jr member #1's Name:		Jr member #2's Name:	
Corvettes (additional on back)		1.	
2.		3.	
List additional on back			
How did you hear about the Pittsburgh Tri-State Chapter?			
Would you be willing to assist in any of these events? Please check box:			
<input type="checkbox"/> Judging	<input type="checkbox"/> Newsletter	<input type="checkbox"/> Events	<input type="checkbox"/> Membership Other
Please describe any talents or abilities that you may contribute to the success of our chapter.			
You must be an active member of the NCRS, Inc. to qualify for chapter membership and please include NCRS number on this application. Chapter dues are \$20 payable upon application and renewed each June 1.			
Make checks payable to: Pittsburgh Tri-State Chapter, NCRS Mail to: Judy Geary 117 Caldwell Dr Jeannette, PA 15644			
Signature:		Date:	
Direct any questions to Judy Geary at 724-834-5586 or email at gearyjt@comcast.net			

Jim Patitucci
RPM Editor
Box 92
McClellandtown, Pa
15458



UPCOMING NCRS EVENTS

CHECK THE EVENTS CALENDAR ON OUR WEBSITE

WWW.NCRSPITT.COM

Carolina Regional – April 12-14 @ Greenville, South Carolina
Arizona Regional – May 16-19 @ Scottsdale, Arizona
Michigan Regional – June 7-9 @ Dearborn, Michigan
PTSC Meet – June 9 @ Creekside B& D, Latrobe, Pennsylvania

