



The Pittsburgh Tri-State Chapter NCRS NEWSLETTER

NCRS Top Flight Chapter

www.pittncrs

Winter 2019



2019 Officers & Chairpersons

Chairman – Dave Kitch 724-443-4151

dmkitch@comcast.net

Vice Chairman – Don Geary 724-875-

7749 dlgeary@comcast.net

Treasurer - Norm Neffield

724-832-1935 nneffield@comcast.net

Secretary - Jim Wainwright

814-381-5512 james_wainwright@hsb.com

Judging Chairman - Bill Bryan

814-931-9101 crosskeystv@yahoo.com

Membership - Judy Geary

724-834-5586 gearyjt@comcast.net

Inside Coordinator - John Jeffries

724-443-6982 jjeffries@zoominternet.net

Outside Coordinator – Bob Stokes 412-

600-7727 robert.stokes@verizon.net

Newsletter Editor – Jim Patitucci

724-737-6396 jjppat@atlanticbb.net

Historian - Barry Holmes

724-468-6609 drbarry57@comcast.net

Board Members at Large

Mike Bucheit 724-423-3080

mbucheit@wpa.net

Bob Cirilli 724-449-3323

cirilli@zoominternet.net

John DeGregory 724-832-3786

JohnDeGreg@aol.com




CHAIRMAN'S MESSAGE from DAVE KITCH

Fellow members, as the year comes to an end I certainly hope that the holiday season brings you peace and fun with family and friends. I reported at the Holiday Banquet that our chapter was full of great events in 2019. Congratulations are in order for Judy Geary, Jim Wainwright, and John Kuhns for winning chapter service awards for 2019. Our chapter conducted two mini judging events, and two, two day judging events with a judging school. We visited the ACE Allison engine museum in Latrobe and made a road tour to Fallingwater and Ohiopyle. We picnicked at the Indian Creek County Park and our Christmas Banquet was at the Manor Valley Golf Course. Our chapter raised \$1500 for the Toys for Tots program. Several of our members judged at other chapter, regional, and national events besides having their car judged. We introduced Concours Judging at the June judging meet at the B&D Center. We conducted a successful judging meet in Hubbard, Ohio and gained several new members. Lastly, I hosted a body lift seminar and chassis judging school in my garage where we lifted my 65 Corvette coupe body and set it on a body dolly.

Next year the board has some great events planned so consider joining us at several of them. The board is always looking for member input, so please drop me an email with your suggestions.

Regards, Merry Christmas and Happy New Year,

Dave



PTSC FALL JUDGING MEET AT GREENWOOD'S HUBBARD CHEVROLET IN HUBBARD, OHIO

Write up and photos by: Jimmy Patitucci

For the second year in a row the Chapter crossed the border into Ohio and held a judging meet this past October 12th -13th at Greenwood's Hubbard Chevrolet Dealership in Hubbard, Ohio. Unlike last years' one day event the format changed to a two day event. Registration, OPS judging and a judging school occurred Saturday evening and then Flight & Concours Judging on Sunday.

For the judging school on Saturday evening judging chairman, Bill Bryan reviewed Concours Judging and CDCIF Guidelines, as well as a discussion on where to find date codes and part numbers on various parts. There was a nice turn out of chapter members as well as car owners on Saturday. It was nice to get the OPS judging out of the way the day before Flight Judging.

Ken Jelley reserved a spot for those in attendance on Saturday at a local Italian restaurant for a nice dinner. It was a great opportunity to get together and meet new people. *The hardest part of the night was finding the restaurant in the dark, no thanks to yours truly leading the pack.* A great time was had by all who attended.

On Sunday morning Chairman, Dave Kitch welcomed everyone and thanked them for coming. Bill Bryan held a brief owner and judges meeting before judging began. There was a really nice selection of cars for Flight and Concours judging as well as quite a few cars registered as Sportsman. It was an opportunity to earn 5 judging points for those who attended and participated both days. The facility and hospitality provided by the dealership was second to none. They provided the coffee and donuts in the morning and a fantastic lunch. A special PTSC thanks to Ken Jelley, Steve Rotunno & members of the Shanango Valley Corvette Club.

Here are the results of the meet as provided by our judging chairman, Bill Bryan.

Flight Judging

1956 Ron Germadnik Top Flight
1963 Anthony Ricci Top Flight
1961 Charles Hale Top Flight
1965 Dylan Stahl Top Flight
1967 Bill Bryan Top Flight
1969 Charles Bart Top Flight
1969 Tim Medice Top Flight
2002 Steve Rotunno Top Flight

Concours Judging

1963 William Bratt Modified
1968 Michael Wilson Modified
1969 Dennis Webber Stock

Sportsman Award

1971 Kenneth Jelley
2000 John Jeffries
2009 Michael Doerfler
2017 Dean Rice

Event Tabulators

Judy Geary
Joyce Francis
Nancy Jeffries
Patti Smith
Sandy Stokes
Kathy Webber
Thank you ladies!



Photos from Saturday evening Registration, OPS judging and the Judges Training Session



Bill Bryan & Jim Wainright at Registration on Friday.



Friday night OPS Judging,



Bill thanking our host Steve Rotunno



Judging School on Friday night.




Bill discussing how to find part numbers & date codes.



Dave thanking everyone for attending.



More Hubbard event photos on the following pages.....



Don presenting PTSC Appreciation Award & Gifts to Ken & Steve



The Tabulators...without them the meets wouldn't be possible. (L-R Nancy Jeffries, Sandy Stokes, Judy Geary, Joyce Francis, Patti Smith & Kathy Webber)



Bill Bryan's 1967



The Cars

8 cars
registered
for Flight
Judging.

3 Cars
registered
for
Concours
Judging

6 Cars on
Sportsman
Display

Steve Rotunno's 2002



Dennis Webber's 1969



Michael Wilson's 1968



Anthony Ricci's 1963



Ron Germadnik's 1956



William Bratt's 'modified' 1963



Dylan Stahl's 1965



Charles Bart's 1969



Charles Hale's 1961



Tim Medice's 1969



Sportsman Display



Brian Baer's Pink Breast Cancer Awareness C4



More Sportsman Cars



The Awards as presented by Dave Kitch

Steve Rotunno 2002 Top Flight



PITTSBURGH



Anthony Ricci 1963 Top Flight



Charles Bart 1969 Top Flight



Sportsman Ribbons



Charles Hale 1961 Top Flight



Tim Medice 1969 Top Flight



Bill Bryan 1967 Top Flight



Ron Germadnik 1956 Top Flight



Dylan Stahl 1965 Top Flight



Dennis Weber 1969
Concours Stock



Michael Wilson 1968
Concours Modified



William Bratt 1963
Concours Modified



2020 PTSC Events Calendar

- Sunday, March 8th Technical/Judging Seminar at John Kuhns' Garage, Latrobe, Pa.

Coordinator for this event is John Kuhns

- Sunday, April 19th Tuttles' Body Shop, Delmont, Pa. Fiberglass Repair Restoration/Judging School

Coordinator for this event is Dave Kitch

- Saturday, May 16th Super Car Workshop, Latrobe, Pa. Presentation/Tour

Coordinator for this event is John Kuhns

- **Friday/Saturday June 5th/6th Chapter Judged Meet at B&D Creekside Center, Latrobe, Pa.**

Coordinators for this event are Don Geary and Bill Bryan

- July 19th -23rd is the NCRS National Convention, French Lick, IN.

(Those PTSC members wishing to attend may wish to caravan to the event.)

- Sunday, August 9th Annual Picnic at Indian Lake Park, North Huntingdon, Pa.

Coordinators for this event are Frank Gavron and Paul DiSanto

- Thursday – Sunday, August 27th-30th Corvettes at Carlisle

(Those PTSC members who are planning on attending may wish to caravan to the event.)

- Sunday, September 20th Flight 93 Road Tour followed by a “get together” at Gene Castrovillo's

Coordinators for this even are Dave Kitch and Gene Castrovillo

- **Saturday/Sunday, October 17th/18th Greenwoods' Hubbard Chevrolet PTSC Judged Event**

Coordinators for this event are Ken Jelley and Bill Bryan

- Sunday, December 6th Annual Banquet Rizzo's Malabar Inn, Crabtree, Pa.

Coordinators for this event are Don Geary and John DeGregory



Looking back at how it all started...The Pittsburgh Tri-State Chapter Logo...

The following photos from *original drawings* show some of the various stages involved in creating the early logo and those used to create a couple of the first edition T-Shirts. The drawings and the T-Shirts for inclusion here were all provided by our Chapter Historian, Barry Holmes.

By: Jimmy Patitucci, RPM Editor.....Note: To be continued in future Newsletters!

An very early variation with the 3 states included.



Variation with color photo attached.




An updated variation without the state names.



Original T-Shirt with logo



Another variation with notes for designing the First Annual Meet T-Shirt



Another early T-Shirt w/red triangle variation.



FALLINGWATER ROAD TRIP 2019

Photos & Write up by: Don Geary



Our chapter fall tour this year was to the Frank Lloyd Wright, Fallingwater. This home was built in 1937 and has been restored to its former glory and has been donated in 1963 by the Kaufmann family to the Western Pa Conservancy to be maintained for future generations to see.

Our day began as a misty fall day but blossomed into a sunny clear day, in the mountains of western Pa. Our trip started in New Stanton and our caravan of 7 cars marched down 119 south then up the steep mountainside on Rt 711, and on to the Fallingwater site. We were met there by 8 of our members from Hubbard who traveled to the Summit Inn the night before. Our group of 24 was divided into two groups for the tour itself, since the corridors in the house are tight for large groups and this was a 'summer cottage' for the Kaufmanns.

After the tours, we took some group pictures from various points, and then hit the gift shop. Next we traveled to Ohiopyle to see the falls and take a few more pictures.

Our final stop was to the Summit Inn for a catered lunch and a beautiful view of the lowlands from the mountain top. All in all, the day went very well, with good weather, good friends and fine cars.

Don Geary



Fallingwater Fall Road Tour 2019 Photos continued:

The Hubbard Group




Falls at Ohiopyle



Judy & Don



PTSC Member Out-N-About 2019 (Jim Oliverio)...Photos submitted by: Brian McIntyre



C8 News from the NATIONAL CORVETTE MUSEUM



November 8, 2019

The genuine Corvette accessory, high wing spoiler kit option can now be included on your R8C Museum Delivery optioned Corvette. In addition to the seemingly popular high wing, the Museum can now also install the ground effects and rocker panel extension options as well. A full list of options with codes is below:

- **Ground Effects Kit in Carbon Fiber Painted Carbon Flash Metallic (5W8)**
- **Ground Effects Kit in Visible Carbon Fiber (5VM)**
- **Ground Effects Kit, Molded in Color (5V7)**
- **High Wing Spoiler in Arctic White, Torch Red, Black and Shadow Gray (5ZU)**
- **High Wing Spoiler in Carbon Flash Metallic (5ZZ)**
- **Rocker Panel Extensions in Carbon Fiber Painted Carbon Flash Metallic (SJI)**
- **Rocker Panel Extensions in Visible Carbon Fiber (S6S)**
- **Rocker Panel Extensions, Molded in Color (STI)**

“The installs can now be completed as part of the Museum’s PDI process,” said Shane Webb, Manager of the Museum Delivery Department. “Training for our team is a collaborative effort between Bowling Green Assembly Plant and the National Corvette Museum. We are excited to be able to offer this to our customers and appreciate General Motors for working with us to make it happen.” Customers who already have a 2020 Stingray on order may contact their dealer to make a modification, adding Museum Delivery to an existing high wing Corvette, or adding the high wing and/or ground effects options to their existing R8C optioned car. If you have placed a 2020 Corvette order that is already at 3000 status, your dealership may tell you that it’s too late to add R8C Museum Delivery to your order. If your dealership is unable to change your order, contact Shane Webb, NCM Delivery Department Manager, directly at (270) 777-4505. Shane is working with GM to assist in adding R8C to orders already at 3000 status.

“We have been rolling out the red carpet to Corvette owners through our Delivery program since September 1, 1995, and in that time welcomed over 12,000 Corvettes through option R8C,” added Shane. “The program offers a true hands-on experience and allows the owner an immersive visit to the home of Corvette. We appreciate all the enthusiasts who decide to spend their special delivery day with us.” Museum Delivery is a \$995 option and includes a guided V.I.P. tour of the Museum where their car is displayed and GM Corvette Assembly Plant (when available), followed by an orientation and presentation of their new vehicle. The customer receives the opportunity to drive an NCM Motorsports Park owned Corvette on the 3.15-mile road course, or a voucher for touring laps in their Corvette during a future visit. Other perks include a one-year individual membership to the Museum, a unique gold decal on the inside of the driver’s door jamb, and a commemorative wall plaque (with customer’s name, date of delivery and VIN) is ordered. For customers with children or grandchildren, the Glazer Family Delivery program is available as part of Museum Delivery, encouraging youth to participate, encouraging a love for Corvette in the younger generation. The program includes a unique reader board, special mat on display with the Corvette, certificate for complimentary ice cream for each child from the Corvette Café, camera flash card for Corvettes with PDR option, delivery photo with child/grandchild, Museum t-shirt for participating child, and delivery plaque for the child to commemorate the experience. The program is at no additional cost to Delivery customers thanks to Ed and Shari Glazer.

Learn more about the Museum Delivery Program, and Glazer Family Delivery add-on on the Museum’s website at <https://www.corvettemuseum.org/visit/delivery-programs/r8c-museum-delivery/>.

RPM Editors’ note:

“Just think about 30-40 years from now when these 2020 Corvettes are being NCRS Flight Judged all these Corvette accessories listed in this article will be a slight deduction because they were either a Corvette Museum Delivery installation or dealer installed item.”

JP

RPM TECHNICALLY SPEAKING:

Battery Replacement on a C2 w/AIR CONDITONING****

Submitted by: Norm Neffied

The battery on an air car is located behind the left wheel well beneath the fender.

Doesn't look that hard to get out now does it?





Well the first thing you do is jack up the left front of the vehicle and remove the wheel. That's right remove the front tire just to change a battery. There is a panel located behind the tire that is an integral part of the inner fender. This needs to be removed in order to gain access to the battery.

The panel with the bulge in it (for battery clearance) needs to come out.



Tech article continued on next page:

Next remove the battery cables, hold down clamp and the washer bag. Air cars use this bag rather than a container hanging on a bracket that is suspended above the battery.



Remove the 6 bolts that attach the panel to the inner fender.



These two bolts attach to the metal triangular plate mounted to the fender.



And there you are.

Now crawl into the wheel well and wrestle that heavy piece of rubber, plastic and lead out of there.

Note the metal plate below the battery that the cover was bolted to.



Now don't forget to tighten the lug nuts and while you're at it check the air pressure in ALL the tires!

THAT'S ALL FOLKS!

DAVE KITCH'S 1965 "Body Off" Tech Session!

By: Dave Kitch & J. Patitucci...Photos: Dave Kitch, Christian Kitch & J. Patitucci

On Sunday December 1st Dave invited Chapter members to his garage to participate in the process of removing the body from the chassis on his 1965 Coupe. He is having the car repainted and decided this would be a great technical session for those interested in seeing this process up close. There were eleven members present at the event. Bill Bryan used the opportunity to have a 1 point judging school pointing out chassis/body mount shims, frame vin # stampings, engine pad stamp, date codes as well as fiberglass bonding strips & imperfections etc. What a great learning experience for everyone! Dave had everything already removed on the car beforehand. See his checklist below...

"Thanks to all of who attended my body lift on Sunday December 1st. It was successful and those who attended learned about how to lift a Corvette body and got a good look at a rolling chassis." Dave

Car before disassembly!



Mid-Year Corvette Body Removal Checklist

Lifting the body from the chassis or frame requires you to remove or disconnect all parts connected to both.

- 1) Disconnect the battery
- 2) Remove the hood
- 3) Remove the steering column
- 4) Remove the fan shroud
- 5) Remove the radiator
- 6) Drain and disconnect the master cylinder brake line
- 7) Disconnect clutch rod pedal
- 8) Disconnect backup light plug
- 9) Disconnect accelerator rod and ground straps
- 10) Disconnect oil pressure line at block
- 11) Disconnect Tach cable from tach
- 12) Disconnect engine wires:
 - a. Temperature sending unit
 - b. Coil wires
 - c. Ballast resistor wires
 - d. Alternator wires
 - e. Starter wires
- 13) Lift dust covers from under upper a-arm
- 14) Remove shifter ball and t-handle
- 15) Remove rocker moldings and brackets
- 16) Front and rear bumpers and braces
- 17) Remove both small and large splash shields
- 18) Remove license plat trim and exhaust panel
- 19) Disconnect gas tank sending unit wires
- 20) Remove antenna and disconnect ground strap
- 21) Disconnect and/or remove seat belt anchors
- 22) Disconnect E-brake cable and push up into frame
- 23) Remove mufflers (personal preference)
- 24) Disconnect LF body mount ground strap
- 25) Remove:
 - a. Radiator core support bolts (2)
 - b. Body mount bolts (6)
- 26) Remove both door windows
- 27) Remove both door vent windows and frame
- 28) Remove outside door lock plates
- 29) Remove both door handles
- 30) Remove outside mirror.



Dave going over the checklist!



Bill going over the steps involved.



Making sure everything in the engine bay is clear.



Getting ready to lift the body off the chassis.



The body dolly



Body carefully lowered on to the dolly



Lifting the body off!



Rolling the chassis away



Barry lining up the dolly...



"After the body was removed it provided us with the opportunity to inspect the chassis. Both of the VIN numbers stamped on the frame were uncovered. It was also cool to see the remains of the original masking tape used at the factory to hold the body mount shims in place.


Original tape



VIN Stamp in frame



Modifying the dolly!



JUDGING CHAIRMAN'S MESSAGE:

Bill Bryan



“Wow, what a year we just had! The judging schools were all great. We had two chapter judged events and a recent body lift demonstration with judging school. Well the year's over, we can only look back and think it was all great! I hope everyone enjoyed them.

The New Year is going to bring a lot of great events for everyone to enjoy. My wish is you will review them in our list of events included in this newsletter and attend as many as possible.

I sometimes struggle with the agendas of our judging schools. If you notice they do get geared toward my particular likes and I do apologize for that. However, I always ask for everyone's help and input for agenda items.

Please, if there is something you would like to discuss at any judging school let me know. You can present it yourself or you can give me the information and I'll do my best to present for you. As always, this is **our** club, so any input you give will make **our** club better.

That's everything for now.

I wish everyone a Merry Christmas and a Happy New Year!”



Bill



NCRS 2020 Calendar

Regional & National Events

Florida Regional	Feb. 19-22	Lakeland, Florida
Adirondack Regional	May 14-16	Albany, New York
Rocky Mtn. Regional	May 28-30	Loveland, Colorado
North Central Regional	June 11-13	Rochester, Minnesota
National Convention	July 19-23	French Lick, Indiana
Northwest Regional	August 20-22	Redmond, Oregon
<i>NCRS GALLERY</i>	August 27-30	Carlisle, Pa.
Texas Regional	Oct. 22-24	Frisco, Texas

(From the NCRS Driveline Nov.-Dec. 2019)



Our 2020 PTSC Membership Booklet Cover

“Thank you very much” to **Don & Judy Geary** for their hard work in putting this booklet together every year for our Chapter!





GOOD FOOD, GOOD FRIENDS and CORVETTES... *Write up & photos: Jimmy Patitucci*

On Sunday December 8, 2019 the Pittsburgh Tri State Chapter held its **Holiday Banquet and 29th Annual Membership Meeting** at the Manor Valley Golf Course Lower Banquet Room in Export, Pa. John DeGregory and Don Geary co-chaired the event. There were about 41 attendees including our neighbors/members from Ohio. This was the first time the Chapter held a Christmas Banquet at this venue. It was very nice and perfect for the amount of people registered. The food was good and the ice cream dessert bar was very well liked by everyone. What a pleasure to see our Corvette friends and family members enjoying themselves and having a good time, as is the case with many of our Chapter events.

Before dinner John DeGregory thanked everyone for coming, and offered the blessing. After dinner Dave Kitch thanked our board members for their dedication to the Chapter, recapped the events from 2019 and went over the schedule of events for 2010. He also presented three members with the *NCRS Service Award*. This year's awards went to Judy Geary, John Kuhns and Jim Wainwright for all their hard work, support and dedication throughout the year. Treasurer, Norm Neffield briefly went over the 2019 Chapter finances as well.

John's welcome
& blessing.



Dave thanking
the board &
presenting the
Awards.



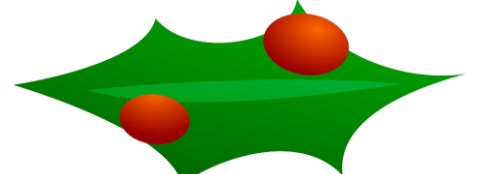
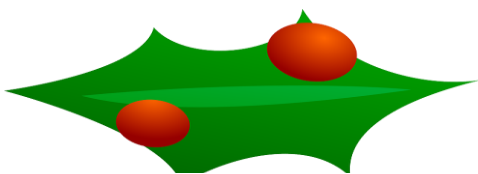
Norm going over
the 2019
Finances.



One of the Chapter charities is the Westmorland County **"Toys for Tots"** program and Dave Kitch is also the chairman for this. Dave took over as chairman from long-time chairman George Whipkey a few years ago. He asked each attendee to either bring a \$25.00 value toy or monetary donation in the same amount. Everyone listened, because there was a really nice selection of toys for the area's needy children. According to Dave, the monetary donations came out to be around \$1,500.00! Awesome!

Don and Judy Geary passed out the PTSC 2020 Membership Directory to every member during the meeting as well. A special thanks to both of them for all the hard work they put in to putting this directory together each year. Members not in attendance will get theirs in the mail, if they haven't already.

Something new this year! The board decided to give out door prizes to those in attendance. There were twenty \$25.00 gift cards from local restaurants/retailers, as well as embroidered PTSC apparel. Everyone or nearly everyone should have gone home with something. Thank you very much Linda Neffield for going out and purchasing the gift cards.





It's always nice to get together at the end of the year at this event to see everyone and to enjoy the fellowship as well as talk Corvettes. It's safe to say that everyone who attended this year's Christmas Banquet had a great time. Hopefully, in the future more members show up at all the events. Remember it is your Chapter too! There are some great ones lined up for next year. See the schedule of events in this newsletter, the website and in the back inside cover of the membership directory.

Finally, thank you John DeGregory, and Don Geary for your hard work in organizing this event as well as others who helped to make it an enjoyable time for everyone...**MERRY CHRISTMAS & HAPPY NEW YEAR!.....JP**





Toys for Tots...



RPM Editor's Note:

As the end of another year approaches know that it has been a pleasure serving on the PTSC board as the **RPM** editor. Although it is a lot of work, it is also rewarding to see the finished product each quarter. Receiving the *Golden Quill Award* on my first attempt was not only a surprise but also very gratifying to know that all the work did not go unnoticed. That being said, I couldn't have accomplished this without the help of all those members who have submitted Corvette articles, technical articles, archival items, photos, news releases, events, classified ads, and business ads. I offer my sincere thanks to all of you.

I hope to hear from more of our membership in the future. If you have a Corvette story you would like to share, or anything Corvette related that you feel would be great to include in a future newsletter, please do not hesitate to email it to me. Remember, this is your newsletter too!

Keep in mind that our newsletter is shared with all the other NCRS chapter newsletter editors from all over the world. Yes, we do have NCRS chapters in Europe, Australia and Canada. So, if you are looking for a particular part for your Corvette or have parts for sale or want to sell your car, by all means email your ad and I'll be happy to list them in our **RPM Classifieds**. JP




The Final C7 Arrives at the National Corvette Museum...



The National Corvette Museum was created as a facility to house the history of the iconic American sports car, and a part of the car's recent history has joined the Museum's collections. On Wednesday, November 20 the final C7 Stingray to roll off the GM Bowling Green Assembly line was officially delivered at the Museum. "As a company, from General Motors, the Plant and the Museum – we all try to work together to do everything we can to preserve the history of this car," said Kai Spande, GM Bowling Green Assembly Plant Manager. "GM offered the opportunity to purchase the car to us. The Corvette is an iconic car in and of itself, and the last Stingray Coupe with front engine and manual transmission is an iconic car itself as well." The car was spec'd out with a purpose – a white exterior and red interior just like the very first 1953 Corvettes. "I think it's important that the Museum have the last front engine Stingray in the collection because it's truly a milestone in Corvette history," said Derek E. Moore, Director of Collections / Curator for the Museum the overall history of the car, which is what the Museum is here for. The next step for the Museum was raising funds to purchase the Corvette. The one donor who came to mind was Ivan Schrodts. He is a lifetime member and serves on the Museum's Board of Directors. We're very excited that this car will stay in Bowling Green and it will be in the Museum forever" The 'bookend' to the seventh generation Corvette was presented in a ceremony at the Museum on Corvette Boulevard, which included a finishing touch of autographs on the engine cover by representatives of GM Corvette Assembly and Schrodts. The car was driven down the Boulevard and Victory Lane by Preston and Schrodts before being placed on display as part of the 'Generations' exhibit in the Museum's Skydome. Thanks to Ivan and his wife, Mary, for their continued support of the Museum, history and education of Corvette!

Ivan singing the last C7

corvettemuseum.org



Tom Henry CHEVROLET






MARK of EXCELLENCE
AWARD WINNER

Thomas G. Henry
Dealer Principal



TOM HENRY CHEVROLET INC.
5886 William Flynn Hwy
BAKERSTOWN, PA 15007

Phone (724) 444-5242
Fax (724) 443-5080
Toll Free 877 THECHEVY
tomhenrychevy.com
tomhenry@tomhenrychevy.com



PITTSBURGH TRI-STATE CHAPTER NCRS

TECH SEMINAR AND JUDGING SCHOOL

	SUNDAY MARCH 8, 2020 9:00AM-2:00 PM	
---	--	--

Location: John Kuhns' Garage
 2339 Raymond Ave.
 Latrobe, PA 15650 412-554-3321

Directions:

- If traveling East or West on Route 30 from Ligonier or Greensburg, merge onto PA--982 North towards Bradenville. Turn right onto Raymond Ave.
- If traveling on RT 22, take 981 South into Latrobe and turn left onto Lincoln Ave. Turn left onto PA--982 Hillview Ave., turn right onto Raymond Ave.

Cost: \$10.00/person

Includes Registration, Coffee, Donuts, Lunch

Agenda:

8:30	Coffee/Donuts
9:00	C3 Horn and Shifter console restoration
9:45	C4 Headlight Motor rebuild
10:15	1960 Corvette 'Junk to Duntov' restoration
12:00	Catered Lunch
1:00	Judging School – Bill Bryan (1 Judging Point)
2:00	Adjourn

Mail forms and Check payable to: Pittsburgh Tri--State Chapter NCRS

John Kuhns
 2339 Raymond Ave
 Latrobe, PA 15650

REGISTER NO LATER THAN March 3, 2020 so we can get accurate numbers
 for the Caterer

Name: _____

Phone: _____ NCRS# _____

I AGREE to insure my vehicle and property against loss, damage and liability and to provide proof of such insurance to NCRS at time of registration. I AGREE to assume risk of any and all damages or injury and to indemnify and hold harmless NCRS, it's officers, directors, agents, employees, chapters and meet workers for any acts or omissions which may result in the theft, damage or destruction of my property or injury to me or others occurring during, or as a consequence of this event, wherever located. I AGREE to abide by the NCRS Policy on Drugs and Alcohol (revised 2006). The use of drugs or alcohol by anyone attending an NCRS event including NCRS members, family members, guests, and vendors is prohibited while participating in any driving tests and/or road tours.

**Pittsburgh Tri-State Chapter
Membership Application
Please Print**



Name:		Spouse's Name:	
Street Address:			
City:		State:	Zip:
Email Address:			
NCRS Membership #:		Home Phone:	
NCRS Member Since:		Cell Phone:	
Jr member #1's Name:		Jr member #2's Name:	
Corvettes (additional on back)		1.	
2.		3.	
List additional on back			
How did you hear about the Pittsburgh Tri-State Chapter?			
Would you be willing to assist in any of these events? Please check box:			
Judging	Newsletter	Events	Membership Other
Please describe any talents or abilities that you may contribute to the success of our chapter.			
<p>You must be an active member of the NCRS, Inc. to qualify for chapter membership and please include NCRS number on this application.</p> <p>Chapter dues are \$20 payable upon application and renewed each June 1.</p>			
<p>Make checks payable to: Pittsburgh Tri-State Chapter, NCRS</p> <p>Mail to: Judy Geary 117 Caldwell Dr Jeannette, PA 15644</p>			
Signature:		Date:	
Direct any questions to Judy Geary at 724-834-5586 or email at gearyjt@comcast.net			

Jim Patitucci, *RPM* Editor

Box 92 820 Main St.

McClellandtown, Pa.

15458



MERRY CHRISTMAS and HAPPY NEW YEAR!!!!