



# Phoenix Artists Guild

Volume 163

September 2025



## PRESIDENT'S MESSAGE –September 2025

It was good to see everyone who attended the August meeting. We had a new member join. There were also some faces we hadn't seen in a few months, welcome back to those members.

**Those interested in entering the Arizona State Fair**, you can go to their website and fill out the form. The deadline is September 15, 2025. All entries must be done online. If you need help let me know. I did it last year, so I can help you with the form.

The **WHAM exhibit** entry forms are due by Sept 22, 2025, or they can be turned in at the September meeting. Please enter the show, this is one of the ways we can add to our operating budget.

Please send Carmin Timm a photo of your artwork, so she can do our poster and flyer.

**The WHAM exhibit** will be October 1-31, 2025. Drop off: Wednesday, October 1, 10-11am


Reception: Saturday, October 4, 4-6pm

Pick up: Friday, October 31, 10-11

Thanks to Steven from Blick Art Store, for all the great information and the Gift Certificate he shared with us at the August meeting.

The St. John's exhibit will be in January 2026. So keep on creating!!

Cindy Chambers  
PAG President





# Creative Corner

## Painting light by Julie Frye – September 2025

Why do art teachers (the good ones at least) insist that LIGHT – its direction, its temperature, is so darned important in painting???? Well as Elaine and I stress each time we critique, establish your light source at the very beginning and then set about building your composition around it! This applies of course to paintings which depict Nature – Landscapes, portraiture, Still Life etc. where the light describes the subject and helps us achieve depth on the two-dimensional surface we are working on.


There are some questions to ask yourself when the painting you are working on doesn't look as though it has light in it.

For our general purposes, most indoor situations have too many light sources (windows, lamps, doors, etc.) so be careful of that when setting up a still life. Be sure it is lit properly with a spotlight so you can control where your highlights are. However, in an outdoor situation, say painting a landscape en plein aire, the light source is paramount in the success or failure of what you attempt to depict on your canvas. As mentioned in earlier articles, the light changes rapidly so you need to establish your light source and stick to it throughout the process.

Of course, the color of the light is also important, so ask yourself, “What color is the light?” and “How bright is it?” You're not so much painting a green tree as you are painting light hitting that tree. If the tree is in sunlight, the highlights on the mass of leaves would be warm and of course light in value. In the shadows, you will see cooler and darker values. Note carefully how the light helps describe the cylindrical shape of the trunk and branches. As your light shifts, a preliminary value sketch, quickly done and not detailed, will remind you of the direction of light you began with.

To depict LIGHT, you must adhere to the important rules of good painting outlined many times by your instructors, regardless of medium. Have you indicated a dominant, subdominant and small element in your composition? Are there sufficient value changes to suggest form according to the light source? Does the light flow throughout your painting to lead the eye to your focal point?

Light is key – light is wonderful. Light is color, color is light! Resolve to make diligent and careful observations of Nature in the New Year! You will see your paintings improve –I guarantee it!



## September Demonstrator – Tal Dvir –

My painting process is always pure and organic with efforts to draw and paint as the old masters did in their isolated ateliers. I never use any tracing, transferring or projecting when I start to work on a drawing or painting. I'm also keen to being honest with my process by avoiding any excessive measuring lines that need to be done using ruler or any precise method to be able and find correct proportions. Despite some historic assumptions of great-known artists, using these assisting methods to complete some well-famed masterpieces, I find these overly "engineering" processes to be boring, easy ways out of the artistic spirit, struggles and challenges artists must face in the eve of their forthcoming fantastic painting. These methods are no different than some famed artists funding young assistants to draw and paint, prior to the master touching up some "divinity", finalizing and signing, while the outwards painters' stewards are confined to being told or recognized.

### Meeting Agenda

#### **Monday, September 22, 2025**

6 – 6:45pm – Critique by Elaine Waters

6:45 – 7:15pm – Business Meeting

7:15 – 7:30pm – Social Time

7:30 – 8:30pm – Demonstration – Tal Dvir

**OFFICERS FOR 2025-2026**

President	Cindy Chambers
1 <sup>st</sup> Vice President (Program)	Lois Miller
2 <sup>nd</sup> Vice President (Exhibits)	Nancy Donovan
Treasurer	Tim Morrison
Recording Secretary	Tonnie McBroom
Corresponding Secretary	Sheila Bellinger



Artist of the Month:

1<sup>st</sup>: Mary Groves

2<sup>nd</sup>: Alika Kumar

Remember to only enter 1 piece of artwork each month. Also, once you have won, you can't enter another monthly competition during the current year. You are eligible for Artist of the Year, held at the May general meeting.

August – Mary Groves

+++++

**September Birthdays**



Clarice McIlvain

Sylvia Roberts



**Grant Washburn, Art Alliance Representative**

Grant recently sent an email with lots of opportunities to exhibit your art. Check your emails for the info.

## Members' Activities: September

**Theme: Explore the eerie, whimsical, or magical. Think of shadows, fog, and**



- **Prompt Ideas:** full moons, candlelight, folklore characters.
- **Bonus:** Use chiaroscuro or dramatic contrast. Chiaroscuro is an artistic technique that uses contrasting light and dark areas to create depth, volume, and drama in a painting or drawing.



## October: 2. October 2025: “Mystery & Moonlight”

- **Theme:** Explore the eerie, black cats and Halloween.
- **Prompt Ideas:** Haunted landscapes, black cats, full moons, candlelight.



**Ways and Means** will be having a signup sheet if you would like to set up a table to sell art at the General Meetings. The cost will be \$5.00 or 10% of your sales. You must man your table and collect your own money.

[illegible]



Membership forms will be at each of the General meetings and on our website. Annual fees are \$50.00. We would like to have renewals in by August 31<sup>st</sup>. This way we can get the directory out to the members earlier.



Please **remember** to submit your artwork for Back Page art.  
Send to Cindy Chambers at: [tees2others@gmail.com](mailto:tees2others@gmail.com)

**Remember** also to submit your artwork for Members Monthly Activity and Artist of the Month.



Outreach will be cereal, canned meals, peanut butter, mac and cheese and personal hygiene items for the September meeting. We collect for the Valley View Food Bank. Old glasses will also be collected.

---





**For just \$25.00 a year!!!**

**This includes one additional mid-year image exchange! Then you can change-out again. Include it in your annual membership dues – how easy is THAT?!**

**We are increasing traffic flow and visitors to our site and piquing their interests WHEN THEY GET THERE!**

**Julie Frye is now your webmaster, (Chuck and Alika Kumar assisting) so get YOUR LINK on the PAG website and get these advantages WORKING for YOU!**

**Just send the following info. to Julie Frye, [juliefrye381@gmail.com](mailto:juliefrye381@gmail.com), A JPG (as least 300dpi) of one of your pieces**

- The title of the piece
- unframed sizes, media
- Your name, email address, website link, (remember-link it back to PAG site, to increase traffic)
- Organizations to which you belong.

## **Computer Corner**



You may be familiar with OR codes. They are square black and white barcodes that you can scan with your phone's camera to be instantly directed to a website or mobile app. Unfortunately, cybercriminals can use QR codes to their advantage. This scam begins when you receive a package in the mail that you weren't expecting. There's no return address or sender information, but a QR code is printed on the box.

However, the package, which contains an item of little to no value, is just a trick to get you to scan the code. It was sent by cybercriminals. If you scan the QR code, you'll be taken to a fake website and asked to enter your personal information so that it can be stolen. The website could even secretly install malware on your device.

Follow these tips to avoid falling for this QR code scam:

\*Be suspicious of any package you receive that you didn't order, especially if it has no sender information.

\*Never scan a QR code from a source you don't recognize or trust. Cybercriminals can use them to send you to malicious websites.

\* Be careful about allowing websites and apps to access your phone's data after scanning a code.


BACK

PAGE

ART



“Emperor” – Scratchboard – BetteLou Tobin

**Arizona Art Supply**  
The largest Fine Art Supply Retailer in the Southwest  
Serving Arizona Artists for over 65 years.

**Is a proud supporter of Phoenix Artists Guild.**  
**PAG Members Receive 20% Off All Non-Sale Items!**  
**[www.arizonaartsupply.com](http://www.arizonaartsupply.com)**  
**Phoenix—Tempe—Scottsdale—Sun City—Tucson**

Meetings:

4<sup>th</sup> Monday of Month  
AAG Building  
18411 N. 7<sup>th</sup> Avenue, Phoenix

Contacts:

Cindy Chambers - President  
Pat Washburn – Membership

Membership \$50.00 per year/May-April