



# Phoenix Artists Guild

Volume 153

September, 2024



## PRESIDENT'S MESSAGE – September 2024

Glad to see everyone at the meeting.

Welcome to new members and any guest we had attend.

**The WHAM** exhibit from November 1-30, 2024. Located at 16560 N. Dysart Road, Surprise. This is our juried Exhibit - Drop off is November 1, 2024 – 10-11am. Reception – November 2, 2024 – 4-6pm. Pick up November 30, 2024 – 10-11am. Entry forms will be available at the September meeting and on our website.

Holland will again be in April-May 2025.



Outreach this month is asking everyone to bring jars of peanut butter and individual size applesauce. Each month we will be selecting a different product. Hopefully, we will get more interest.

Please remember to bring your artwork for Artist of the Month and Members Activities.


Can you submit your artwork for the Back Page to: [tees2others@gmail.com](mailto:tees2others@gmail.com)

Hope to see you all at the September meeting.

Cindy Chambers  
PAG President

## Members Activities:

**Let's explore color in the first half of the year. In the second half, let's focus on Subject and Composition.**



**September** – Use a palette of greys to create a drawing or painting of your choice.



**October** – Celebrate Gratitude!  
Use a palette of White-Ultraviolet-Blood orange-Marigold – Clay to create this month.  
Suggestions: Food, Fruit, Warm, Bright, Contrast



## Creative Corner

### Ready for a New Exhibit?

By Elaine Waters

In the PAG directory Bylaw section (VIII) is a pretty complete list of suggestions for exhibiting in PAG judged and juried Exhibits. I am just adding a few suggestions which I believe would be helpful. One thing we who use stretched canvases have probably experienced is saggy loose canvasses even with brand new canvasses right from the store. When this happens, take the canvas, turn it upside down and let cool tap water run all over the back and in the corners. Roll the canvas back and forth and let the water run into the corners. After a minute or two, check to see if the canvas has tightened. When it has, let the excess water runoff, gently pat the back of the canvas with towel.... let it dry and then proceed with the work of your painting. This will not work if you have already started your painting.... but it works great for a new canvas.


Getting Ready. Attach the hanging wire brackets or screw eyes about 1/3 of the way down from the top of the frame. Do NOT attach hanging wire to the stretcher bars. The wire should be snug, but not tight. The wire should be looped TWICE through the screw eyes because the wire can slip. I have seen paintings fall, frames break, glass break, damage to other nearby paintings.... It is very sad when this happens... AND IT DOES HAPPEN! Some newbie artists pick up 2nd hand frames from 2nd hand stores and sometimes these frames are cracked at the corners or are warped. Be careful about that. Warped stretcher bars OR warped frames are very difficult to manage. When you place your painting in the chosen frame, hold it to the light and if light peeks in around the sides.... You need to find a better frame or a correctly sized stretched canvas.

Attaching your painting to the frame is not too difficult. Use plenty of small nails or tacks because sometimes they fall out and your painting will not be secure. Never use tape to attach a painting to a frame. Little scraps of staples and paper from the original packing should always be removed. Your painting should look neat and tidy from the back. A buyer will almost always check out the back of your painting.

Make sure that the information card YOU attach has the same information as the card that the exhibit person attaches. I have seen this mistake, and the artist lost a LOT of money because the wrong information card was on the painting.

Take a photo of your painting and a copy of your registration form and if the painting sold and the price on your computer. This information is VERY handy for future reference.

## September Demonstrator – Michele Corsini



### What can I say?

I love to create. To draw, paint, work with my hands. I am a doer.

I was born in London, England and ran away to art college in 1983, receiving a BFA Degree in Painting from St Martin's School of Art, London in 1987.

I was studying traditional mosaic techniques, having won a "Livewire" award from the British Government for my mosaic business, when I ran away again. This time to Phoenix, Arizona. What was this land? I was enthralled by the harsh beauty of the desert landscape. I was involved in the downtown art scene and producing large scale composite paintings of desert elements. Some large scale sculptural pieces grew out of this exploration.

Personally, I was discovering the landscape through hiking, backpacking and mountain biking and an appreciation for the uniqueness of this area was formed. With my husband I was introduced to sustainable living systems and so in 1997 we started construction of our straw bale home. Being in this realm of home building I was inspired to turn my skills towards finishing techniques and from 1995 to 2000 I had a very successful faux finishing business. I was able to indulge in some elaborate projects, including byzantine mosaic murals, large scale commissioned oils and sophisticated wall finishes. Good times.

Since 2011 I have been developing my plein air practice. Initially the discipline suited my time constraints. I love the immediacy of the format and over the years I have honed my skills, working both in oils and pastels. This is a constant now in my working practice – an essential element that informs all the work I do in the studio.

In 2015 I really rediscovered life drawing and have upped my game by moving from charcoal to colored conte and pastels. It's hard to believe I really hadn't worked with the soft pastels before then as they are very painterly and layer like oils! I also moved into my studio, producing larger pieces and returning to some old themes: playing with "abstract realism", for want of a better term, in my giant agave series.

In 2019 and ever since, I committed myself to capturing, en plein air, the beautiful palo verde blooms we have every spring here in Arizona. I work intensely for 3 to 4 weeks out in the field so that I have enough material to head to the studio once the weather turns and the heat starts. Over the years I have been increasing in size and working with different grounds.

Every summer we pack the car up and drive south for three days to Central Mexico where we escape the heat of Arizona. We have been doing this for more than 20 years and we love the people and culture there. And there, in my garden, I have another source of inspiration, the giant agave. Painting them has led to larger and larger pieces – who knows

### Meeting Agenda

Monday, September 23, 2024  
6 – 6:45pm – Critique by Julie Frye  
6:45 – 7:15pm – Business Meeting  
7:15 – 7:30pm – Social Time  
7:30 – 8:30pm – Demonstration Featuring Michele Corsini



### Artist of the Month:

1<sup>st</sup> - Lois Miller

2<sup>nd</sup> - Mary Groves

Remember to only enter 1 piece of artwork each month. Also, once you have won, you can't enter another monthly competition during the current year. You are eligible for Artist of the Year, held at the May general meeting.

+++++

### September Birthdays



Dean Grissom, Clarice McIlvain, Silvia Roberts



**September is National Suicide Prevention Awareness Month.** Art-making is integral to trauma recovery, loss, and grief. Throughout September, Arizona Art Alliance and Your Art Your Story will host free art-making workshops. These workshops require no prior experience, and all materials will be provided. Space is limited.

Check The Arizona Art Alliance website for dates of the workshops.

Art-making connects us with one another and helps participants engage in self-care and build resilience. These workshops encourage creativity and mindfulness, grounding participants in the present moment to reduce stress and anxiety.

All workshops are held at The Mood Room | 3121 N 3rd Ave STE 100, Phoenix, AZ 85013

ARIZONA ART ALLIANCE REPORT – Grant Washburn PAG Rep.

---

## Artist Opportunities

A list of artist opportunities. You can go to their websites for additional information.

Artlink.com

Azarts.gov/opportunities

Az Art Alliance website

Herbergertheater.org

phoenix.gov/arts

scottsdalepublicart.org

shemerartcenter.org



**Ways and Means** will be having a signup sheet if you would like to set up a table to sell art at the General Meetings. The cost will be \$5.00 or 10% of your sales. You must man your table and collect your own money. Julie will have her new Christmas cards and other things available at the September meeting.



**Membership forms will be at each of the General meetings and on our website. Annual fees are \$50.00.**



Please **remember** to submit your artwork for Back Page art.  
Send to Cindy Chambers at: [tees2others@gmail.com](mailto:tees2others@gmail.com)

**Remember** also to submit your artwork for Members Monthly Activity and Artist of the Month.

---



Outreach will be collecting peanut butter and individual applesauce this month for Valley View Food Bank. Old glasses will also be collected.



**For just \$25.00 a year!!!**

**This includes one additional mid-year image exchange!** Then you can change-out again.  
**Include it in your annual membership dues** – how easy is THAT?!

We are increasing traffic flow and visitors to our site and piquing their interests WHEN THEY GET THERE!

Julie Frye is now your webmaster, (Chuck and Alike Kumar assisting) so get YOUR LINK on the PAG website and get these advantages WORKING for YOU!

Just send the following info. to Julie Frye, [juliefrye381@gmail.com](mailto:juliefrye381@gmail.com), A JPG (**as least 300dpi**) of one of your pieces

- The title of the piece
  - unframed sizes, media
  - Your name, email address, website link, (remember-link it back to PAG site, to increase traffic)
- Organizations to which you belong.
-



## Computer Corner



### Don't Be Fooled by Fake Phone Numbers

In this scam, cybercriminals are using Google search results to try to trick you into calling a phone number that they control. If you search for an organization on Google, scammers can manipulate the search results to display a fake phone number for the organization. Don't take the chance of losing your investments on a risky phone call.

If you search on Google and call the fake number from one of these manipulated search results, you will be connected to a scammer. They will attempt to trick you out of your money by saying that your account needs updates or you need to transfer funds. They may ask you for your login information so that they can access your account. Once they gain access to your account, they can quickly transfer your funds to accounts that they control. This is one investment that you don't want to risk.

Follow these tips to avoid falling victim to a phone number scam:

- Confirm that you are on the organization's official website if you are going to buy one of their products or use one of their services.
- Double-check that the listed phone number is the same one on the organization's official website.
- Report any fake listings, ads, or any other type of disinformation through Google's Report services.

### OFFICERS FOR 2023-2024

President	Cindy Chambers
1 <sup>st</sup> Vice President (Program)	Julie Frye
2 <sup>nd</sup> Vice President (Exhibits)	Nancy Donovan
Treasurer	Paula Sandera
Recording Secretary	Jo Allebach
Corresponding Secretary	Sheila Bellinger


BACK

PAGE

ART



“Moonlit Cove” Oil By Sheila Bellinger

**Arizona Art Supply**  
The largest Fine Art Supply Retailer in the Southwest  
Serving Arizona Artists for over 65 years.

**Is a proud supporter of Phoenix Artists Guild.**  
**PAG Members Receive 20% Off All Non-Sale Items!**  
**[www.arizonaartsupply.com](http://www.arizonaartsupply.com)**  
**Phoenix—Tempe—Scottsdale—Sun City—Tucson**

Meetings:

4<sup>th</sup> Monday of Month  
AAG Building  
18411 N. 7<sup>th</sup> Avenue, Phoenix

Contacts:

Cindy Chambers - President  
Pat Washburn – Membership

Membership \$50.00 per year/May-April