



Sinus surgery for chronic rhinosinusitis with nasal polyps

QUICK FACTS

- FESS surgery is common
- Nosebleeds are common after surgery
- Surgery is to help you breathe, improve symptoms, control when using nasal steroids and saline irrigation and reduce acute exacerbations of CRS
- Your sense of smell may not return after the operation
- Using nasal steroid medication daily and saline irrigation afterwards will improve the success of your operation
- Serious complications after ESS are very rare: damage around the eye, damage around the brain.

ABOUT THE CONDITION

What are sinuses?

Sinuses are air-filled spaces in the bones of the face and head. They are connected to the inside of the nose through small openings.

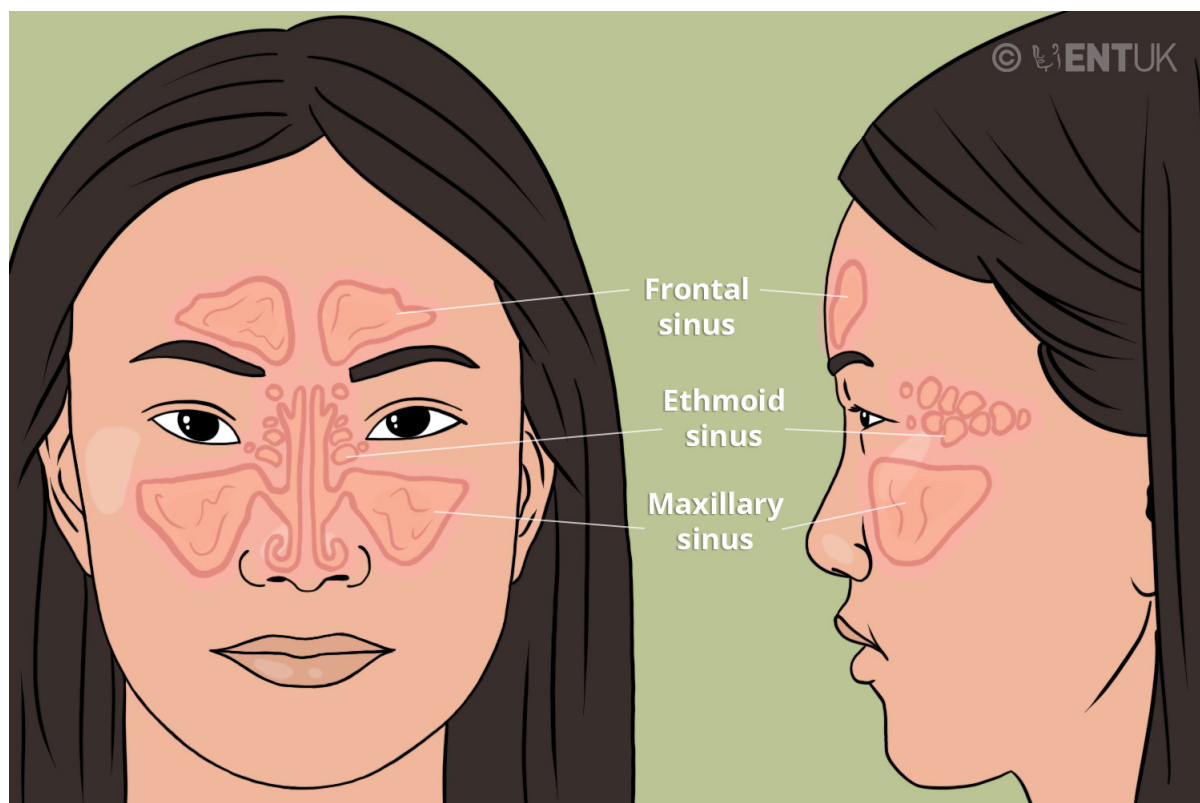


Figure 1. Position of the nasal sinuses.



Figure 1(b): CT scan showing normal sinuses (the areas in black).

What is chronic rhinosinusitis?

Rhinosinusitis is swelling (inflammation) in the lining of the nose and sinuses. To be diagnosed with rhinosinusitis you must have **nasal blockage, nasal discharge, or both**. You may also have a poor sense of smell or pain in your face. Children may have a cough. When you have these symptoms for **more than 12 weeks**, it is called **chronic** rhinosinusitis (CRS).

Symptoms that only last for a few weeks are usually caused by a virus, most often the common cold.

There are two main types of CRS – **with** and **without** nasal polyps. In CRS with nasal polyps, multiple pale grape-like swellings (polyps) are visible in the nasal cavity. The lining of the nose may be swollen and covered in discoloured mucus (see figure 2).

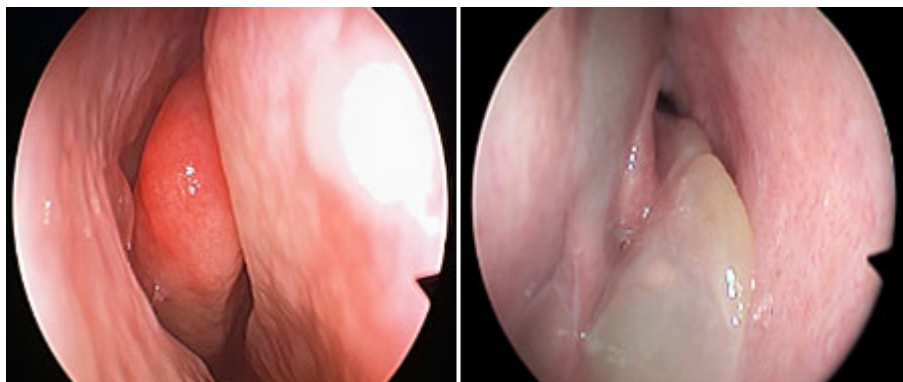


Figure 2: healthy nasal lining (left), and nasal polyp (right).

How does it affect me?

Your nose may feel **blocked or congested**. You may see **discoloured mucus** when you blow your nose. Sometimes it feels like mucus is trickling down the back of the nose. You may have a **weak sense of smell, no sense of smell at all, or a bad smell in your nose**. It is rare to feel pressure or pain in the face due to CRS with nasal polyps.

How is CRS treated?

CRS is a **chronic (long-term) disease**. This means that the aim of treatment, even if you have surgery, is to **control** your symptoms. This will need **ongoing medication**, which you will have to take **every day**. If your condition is under control, you may have no symptoms, but they may return if you stop taking the medication.

Long-term medication includes **steroid** nasal sprays and **saline (salt water) nasal rinses**. Sometimes, long-term antibiotics or short courses of steroid tablets are needed. An operation called endoscopic sinus surgery may be recommended in about one out of three CRS patients who go to an ENT clinic.

Nasal steroids shrink the swollen lining and may completely treat your nasal symptoms. Steroid sprays and drops work well in the nose and have fewer side effects than steroid tablets. Some patients are also given a course of steroid tablets if their symptoms are severe, but the effect of these tablets may be temporary.

A few patients may benefit from a course of anti-inflammatory antibiotics. However, it is important to understand that CRS is not caused by bacterial infection. Antibiotic treatment has less of a role in treating CRS with nasal polyps.

The treatments above will control **most** patients' symptoms well and surgery will not be needed.

ABOUT THE PROCEDURE

Why has endoscopic sinus surgery been recommended to me?

Surgery is recommended in CRS when your symptoms are still not under control, despite using nasal steroid sprays and saline rinses (and perhaps some of the other treatments described above).

The main aim of surgery is to **improve the long-term control** of your symptoms when treatment with medication has not been completely effective. **The operation will not cure you of CRS or mean you no longer need to take regular medication.**

Opening the sinuses with surgery will **improve the symptoms of nasal blockage and discharge**. It will **allow the nasal sprays and rinses** to reach the parts of your nose and sinuses **that were blocked**. Your sense of smell may not return after the operation.

What does the operation involve?

Endoscopic sinus surgery (ESS) is usually performed while you are asleep under general anaesthetic. A long, thin tube called an endoscope is passed into your nostrils to perform the operation. The endoscope is connected to a camera, which allows the surgeon to see the inside of your nose and sinuses on a monitor screen.

The polyps that are blocking the sinuses and the passage of air to the back of the nose are removed. If this is your first operation, a sample of polyp tissue may be sent away to the lab to be analysed under a microscope. Any polyps that remain will continue to shrink when you use your steroid sprays and saline rinses.

The swollen nasal and sinus lining and small amounts of bone are removed. This unblocks and widens the natural openings into your sinuses. Trapped mucus and pus are drained from the sinuses, as well as any

polyps inside the sinuses.

You must continue using regular nasal steroid sprays/drops and saline rinses after surgery. This helps increase the success of the operation.

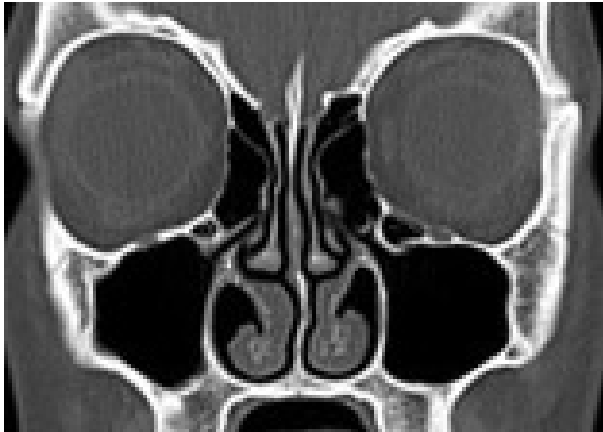


Figure 3(a): CT scan of normal sinuses full of air (sinuses are black).



Figure 3(b): CT scan showing sinuses with mucus and polyps (sinuses are grey).

The amount of surgery needed depends on three things:

- How swollen the lining is within your nose and sinuses.
- The number and size of the polyps in your nose and sinuses.
- Whether removing more tissue will give you more benefit without increasing the risks too much.

What are the alternatives to surgery?

Surgery is only needed if you feel that your symptoms are not under control. You can continue using nasal steroids and saline rinses. Other medication may also be used, such as short courses of steroid tablets or, in some cases, specialised medications called 'biologics'.

What if I decide not to have surgery?

You may have decided that the risks of surgery are greater than the benefits. Many patients with CRS use medication to control their symptoms and do not need surgery.

You may continue to have symptoms and should continue using saline rinses as well as steroid sprays. Sinusitis is not usually serious, but the symptoms can be unpleasant, interfere with your daily life and make you less productive.

In rare cases, complications of sinusitis can happen, such as a serious infection that spreads to the area around the eye (periorbital cellulitis) or the brain and forehead. Chronic rhinosinusitis often goes hand in hand with late-onset asthma, especially when not well controlled.

What if I decide not to have any treatment at all (including saline rinses and steroids)?

In many cases, your symptoms may continue to be uncontrolled, or may get slowly worse. This may make you feel tired and can make complications more likely. It can also make it more likely that you will develop asthma. You may continue to have problems breathing through your nose and your sense of smell will still be weak. Large nasal polyps can change the external shape of the nose.

AFTER THE PROCEDURE

What should I expect after the operation?

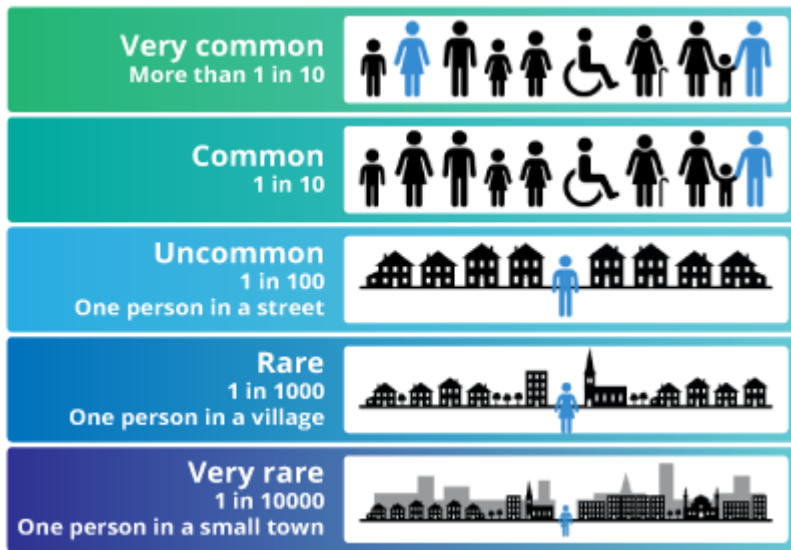
- **Nasal blockage:** Your nose may feel blocked for a week or ten days after your operation but will gradually improve.
- **Nosebleeds: Nosebleeds are very common**, and most are minor (some spotting of blood on a tissue or in your mucus) and settle down quickly. Do not blow your nose for two days after you get home, and then start by blowing your nose **very gently**. Take it easy at home. Do not do anything too energetic for the first few days in case this makes your nose bleed. You may wake up with **nasal packing** inside your nose. The most usual type of packing used will dissolve on its own with time. Sometimes packing is used that needs to be removed a few hours after surgery. About one out of 20 people experience a bad nosebleed after surgery.
- **Infection:** The operation site may get infected. If this happens, you may need antibiotics. The best ways to stop infection happening are to use saline rinses and cut down contact with others as much as possible for two weeks after surgery.
- **Adhesions:** Sometimes the tissues inside the nose may stick together as they heal, forming bridges of scar tissue called adhesions. The scar tissue may not require any treatment, but the surgeon may cut the tissue in clinic or during another operation if it blocks the nose or stops the sinuses draining.

ABOUT THE RISKS

Are there any complications to this operation?

Most endoscopic sinus surgery takes place without complications. Minor bleeding is normal.

Complications and risks are grouped into the following categories:



Endoscopic sinus surgery has some more serious possible complications, which could affect your day-to-day life. These complications can affect the **eye** and the areas around it, or your **brain** and **skull base**. However, these are **rare**.

- **A break in the bone between the nose and the eye socket:** The sheet of bone between the nose and eye is paper-thin and can be damaged during surgery. Chronic rhinosinusitis can also wear the bone away as it develops. The area around the eye may become bruised or swollen if the bone is cracked. This is uncommon.
- **A watery eye:** The tear duct pathway runs in front of the cheek (maxillary) sinus. This may be damaged during the surgery and can lead to a watery eye (known as epiphora). This is **uncommon** (less than one out of 100 cases).
- **Double vision:** Fat surrounding the eyeball can escape into the nose through a crack in the thin bone between the eye socket and the nose. The eye muscle can also be damaged. These can cause double vision until they heal, although this is **very rare**.
- **Bleeding into the eye socket:** In roughly one out of 500 cases (0.2%), a small blood vessel in the nose can bleed into the eye socket. This makes the eye bulge forward. This can cause loss of vision in that eye if not treated quickly, as the blood puts pressure on the optic nerve (the nerve of vision). The surgeon can make a cut on the outer corner of the eye to relieve this pressure or may do this with an endoscope. In the long term, the scars from these cuts heal well. Direct damage to the optic nerve is possible, although **loss of vision from sinus surgery is extremely rare**.
- **Leakage of cerebrospinal fluid (CSF):** If there is damage to the bone between the brain and the nose, a type of fluid cushioning the brain (called cerebrospinal fluid, or CSF) can leak into the nose. This is **rare** and happens in (about one out of 1,000 cases). Sometimes the thin bone can be worn away as the disease develops, revealing the leak once the polyps or tissue are removed. If a leak is noticed during surgery, this can be repaired using either fat and tissue or manmade materials. If this happens, then you will need antibiotics in your vein and will be in hospital for more than one day. To help the area heal without another leak, you may need to avoid some physical positions and any activity that would make you strain. We may give you medication to soften your bowel movements if needed. Your surgeon will explain the aftercare to you in more detail if you have a cerebrospinal fluid leak, although these are very rare.
- **Meningitis:** A cerebrospinal fluid leak can lead to meningitis. This is swelling of the lining of the brain. Antibiotics will be needed if this happens.

- **General anaesthetic:** The operation is performed under general anaesthetic. Complications include blood clots in the legs (known as deep vein thrombosis) or lungs (known as pulmonary embolism), as well as heart attack, chest infection, stroke, and death. The pre-assessment team and anaesthetist will explain to you what happens during a general anaesthetic and any risks that may affect you. [The document linked](#) explains the common events and risks of a general anaesthetic.
-

AFTER THE PROCEDURE

What happens after the operation?

After the operation, you will be taken to the recovery area. When your anaesthetic has worn off, you will be taken back to the day surgery unit if your surgery is planned as a day case, or to the ward if you are staying overnight. If there is a complication, you might need to stay in hospital for longer.

Nasal packs

Sometimes packing is required inside your nose to reduce bleeding at the end of the operation. Usually, this packing will dissolve on its own with time. If non-dissolvable packing is used, it will be taken out before you go home.

When can I go home?

Most operations are performed as a day case. This means that you may be able to go home on the same day as your operation, a couple of hours after the general anaesthetic has worn off, as long as you feel well enough. You will need to be looked after by a responsible adult for 24 hours after a general anaesthetic.

Do I need to take medication after the operation?

Yes. You will need to keep using a nasal steroid (sprays or drops) and saline rinses or sprays after the operation. You may need other medication. The operation is more successful when patients keep using a steroid spray and saline rinses.

How successful is the operation?

Overall, nearly nine out of ten cases are successful for up to five years after endoscopic sinus surgery. **Continuing to take the medication and saline rinses after the operation plays an important part in how successful your surgery will be.**

The condition may come back from time to time, but this can usually be controlled with medication. Roughly one in ten patients may need another sinus operation within five to ten years. Using a steroid spray daily and using saline rinses or sprays regularly makes it less likely you will need another operation. Smoking seems to make the need for further surgery more likely.

Unfortunately, it is difficult to know if whether your sense of smell will return. Some patients experience partial improvement, some have temporary improvement, and some have no improvement at all.

Recurrence of polyps

Polyps can grow back, causing your blocked nose to return. This may happen within a year or several years later. If you are asthmatic and/or sensitive to aspirin or non-steroidal anti-inflammatory drugs (such as ibuprofen or diclofenac), there is a higher chance that the polyps may grow back and cause symptoms again. **The best way to prevent polyps growing is to take regular nasal medication.**

How long will I be off work?

We recommend up to two weeks off work, but some people feel well enough to start work earlier.

Can I exercise?

Heavy lifting, running, exercise classes and heavy housework or gardening should be avoided for two weeks after surgery as these activities may make your nose bleed.

Can I fly?

We recommend that you avoid flying for two weeks after the operation.

When will I be followed up?

Your team will inform you when you will be seen in the clinic for a follow-up appointment.

Disclaimer: This publication is designed for the information of patients. Whilst every effort has been made to ensure accuracy, the information contained may not be comprehensive and patients should not act upon it without seeking professional advice.

Date Published: 30/06/2022 **Review Date:** 30/06/2025