

# HEALTH TALK

- **GLASGOW**

- 2023

- **Part 2**

- [unitefortruth.online](https://unitefortruth.online)

- **Unite For Truth Scotland ([bitchute.com](https://bitchute.com))**

- **Unite for Truth Edu ([rumble.com](https://rumble.com))**



U.S. FDA   
@US\_FDA



The monovalent Moderna and Pfizer-BioNTech COVID-19 vaccines are no longer authorized for use in the United States.

11:20 PM · Apr 18, 2023 · **7.6M** Views

**4,126** Retweets   **3,162** Quotes   **5,389** Likes


**1,539** Bookmarks

phmpt.org/pfizers-documents/

bookmarks bar    Christianity    Failed    Health    Humanitaria

## Pfizer's Documents

Documents with a large file size are provided in a .zip format. You may need to be uncompressed after download.

Search:   Reset

414 documents

Previous   **1**   2   3   4   5   ...   17   Next

File Name	Date Produced	File Size	Link
FDA-CBER-2021-5683-0650114-0650115-125742_S1_M5_c4591001-S-D-ts.zip (xpt)	December 1, 2022	4 KB	<a href="#">Download</a>
FDA-CBER-2021-5683-0634075-0650113-125742_S1_M5_c4591001-S-D-suppex.zip (xpt)	December 1,	3 MB	<a href="#">Download</a>

# NEW NAMES FOR THE MRNA JABS

Medicines & Healthcare products Regulatory Agency

Yellow Card | Making medicines and medical devices safer

Sign in or register

Search site

Home | Case Studies | What is being reported | Resources | Latest News | Campaigns | Biobank | Contact us

## COVID-19 Vaccine AstraZeneca

Information

[Overview](#)

[COVID-19 Vaccinations](#)

[Report profile](#)

[Reaction Profile](#)

This report displays an overview of all UK spontaneous suspected adverse reactions reported through the Yellow Card scheme. The filters in the report enable you to interact with the data so you can understand more about the types of reactions that have been reported, and at a high level about who experienced the side effects.

It is important to note that reported adverse reactions have not been proven to be related to the vaccine and should not be interpreted as a list of known side effects.

The data in this report is displayed over a number of tabs and is available to print and download. The MHRA encourages the use of Yellow Card data; however to ensure that it is interpreted correctly, it is important to review this information in the context of the essential guidance at the bottom of each page.

Definitions and an explanation of terms used throughout the report can be found in the [glossary page](#).

### Single constituent brand names:

CHADOX1 NCOV-19 [not otherwise coded], COVID-19 VACCINE ASTRAZENECA, COVISHIELD, VAXZEVRIA

Data extraction date:

## COVID-19 Vaccine Pfizer/BioNTech monovalent

Information

[Overview](#)

[COVID-19 Vaccinations](#)

[Report profile](#)

[Reaction Profile](#)

This report displays an overview of all UK spontaneous suspected adverse reactions reported through the Yellow Card scheme. The filters in the report enable you to interact with the data so you can understand more about the types of reactions that have been reported, and at a high level about who experienced the side effects.

It is important to note that reported adverse reactions have not been proven to be related to the vaccine and should not be interpreted as a list of known side effects.

The data in this report is displayed over a number of tabs and is available to print and download. The MHRA encourages the use of Yellow Card data; however to ensure that it is interpreted correctly, it is important to review this information in the context of the essential guidance at the bottom of each page.

Definitions and an explanation of terms used throughout the report can be found in the [glossary page](#).

### Single constituent brand names:

COMIRNATY, COMIRNATY NOS, COMIRNATY PAEDIATRIC, COVID-19 MRNA VACCINE BIONTECH, TOZINAMERAN [not otherwise coded]

# NEW NAMES FOR THE MRNA JABS

Medicines & Healthcare products Regulatory Agency

Yellow Card | Making medicines and medical devices safer

Sign in or register

Search site

Home Case Studies What is being reported Resources Latest News Campaigns Biobank Contact us

## COVID-19 Vaccine Moderna monovalent

Information

Overview

COVID-19 Vaccinations

Report profile

Reaction Profile

This report displays an overview of all UK spontaneous suspected adverse reactions reported through the Yellow Card scheme. The filters in the report enable you to interact with the data so you can understand more about the types of reactions that have been reported, and at a high level about who experienced the side effects.

It is important to note that reported adverse reactions have not been proven to be related to the vaccine and should not be interpreted as a list of known side effects.

The data in this report is displayed over a number of tabs and is available to print and download. The MHRA encourages the use of Yellow Card data; however to ensure that it is interpreted correctly, it is important to review this information in the context of the essential guidance at the bottom of each page.

Definitions and an explanation of terms used throughout the report can be found in the [glossary page](#).

### Single constituent brand names:

COVID-19 VACCINE MODERNA, ELASOMERAN [not otherwise coded]

## COVID-19 Vaccine Pfizer/BioNTech bivalent

Information

Overview

COVID-19 Vaccinations

Report profile

Reaction Profile

This report displays an overview of all UK spontaneous suspected adverse reactions reported through the Yellow Card scheme. The filters in the report enable you to interact with the data so you can understand more about the types of reactions that have been reported, and at a high level about who experienced the side effects.

It is important to note that reported adverse reactions have not been proven to be related to the vaccine and should not be interpreted as a list of known side effects.

The data in this report is displayed over a number of tabs and is available to print and download. The MHRA encourages the use of Yellow Card data; however to ensure that it is interpreted correctly, it is important to review this information in the context of the essential guidance at the bottom of each page.

Definitions and an explanation of terms used throughout the report can be found in the [glossary page](#).

### Single constituent brand names:

BIVALENT COMIRNATY

Data extraction date:

9/27/23

P.S.  
THE SHOW  
MUST GO  
ON!

# NEW NAMES FOR THE MRNA JABS

## COVID-19 Vaccine Moderna bivalent

Information

[Overview](#)

[COVID-19 Vaccinations](#)

[Report profile](#)

[Reaction Profile](#)

This report displays an overview of all UK spontaneous suspected adverse reactions reported through the Yellow Card scheme. The filters in the report enable you to interact with the data so you can understand more about the types of reactions that have been reported, and at a high level about who experienced the side effects.

It is important to note that reported adverse reactions have not been proven to be related to the vaccine and should not be interpreted as a list of known side effects.

The data in this report is displayed over a number of tabs and is available to print and download. The MHRA encourages the use of Yellow Card data; however to ensure that it is interpreted correctly, it is important to review this information in the context of the essential guidance at the bottom of each page.

Definitions and an explanation of terms used throughout the report can be found in the [glossary page](#).

### Single constituent brand names:

BIVALENT SPIKEVAX

### Data extraction date:

9/27/23

Medicines & Healthcare products Regulatory Agency

Yellow Card | Making medicines and medical devices safer

Sign in or register

Search site

[Home](#) [Case Studies](#) [What is being reported](#) [Resources](#) [Latest News](#) [Campaigns](#) [Biobank](#) [Contact us](#)

## COVID-19 Vaccine Novavax

Information

[Overview](#)

[Report profile](#)

[Reaction Profile](#)

This report displays an overview of all UK spontaneous suspected adverse reactions reported through the Yellow Card scheme. The filters in the report enable you to interact with the data so you can understand more about the types of reactions that have been reported, and at a high level about who experienced the side effects.

It is important to note that reported adverse reactions have not been proven to be related to the vaccine and should not be interpreted as a list of known side effects.

The data in this report is displayed over a number of tabs and is available to print and download. The MHRA encourages the use of Yellow Card data; however to ensure that it is interpreted correctly, it is important to review this information in the context of the essential guidance at the bottom of each page.

Definitions and an explanation of terms used throughout the report can be found in the [glossary page](#).

### Single constituent brand names:

NUVAXOVID, SARS-COV-2 RS [not otherwise coded]

# NEW NAMES FOR THE MRNA JABS

yellowcard.mhra.gov.uk/idaps/SARS-COV-2%20VIRUS

Search site

Card Making medicines and medical devices safer

Sign in or register

Search site

Case Studies What is being reported Resources Latest News Campaigns Biobank Contact us

## COVID-19 Vaccine - brand unspecified or not in routine use in the UK

Information

Overview

Report profile

Reaction Profile

This report displays an overview of all UK spontaneous suspected adverse reactions reported through the Yellow Card scheme. The filters in the report enable you to interact with the data so you can understand more about the types of reactions that have been reported, and at a high level about who experienced the side effects.

It is important to note that reported adverse reactions have not been proven to be related to the vaccine and should not be interpreted as a list of known side effects.

The data in this report is displayed over a number of tabs and is available to print and download. The MHRA encourages the use of Yellow Card data; however to ensure that it is interpreted correctly, it is important to review this information in the context of the essential guidance at the bottom of each page.

Definitions and an explanation of terms used throughout the report can be found in the [glossary page](#).

### Single constituent brand names:

COVID-19 VACCINE COVAXIN, COVID-19 VACCINE VALNEVA, SARS-COV-2 VIRUS [not otherwise coded], SINOVA-CORONAVAC COVID-19 VACCINE

### Data extraction date:

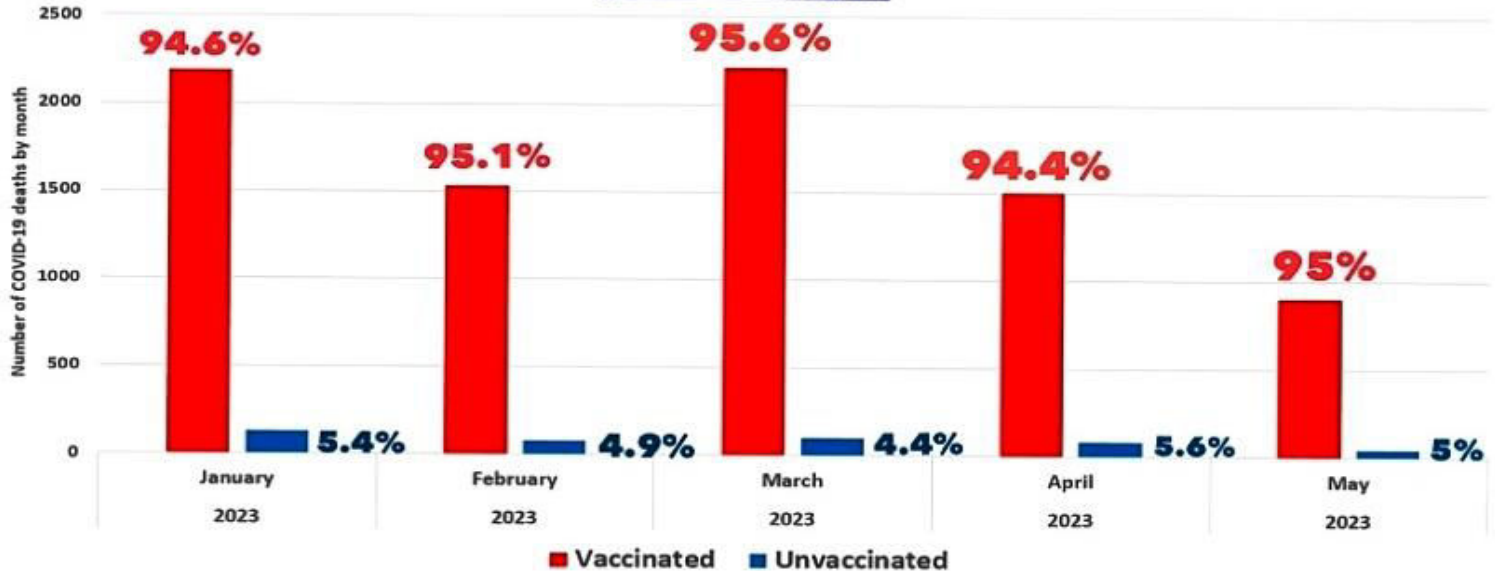
9/27/23

# Game over for Vaccine fanatics

## COVID-19 Deaths by Vaccination Status, England 2023

Source: Office for National Statistics ONS

<https://www.ons.gov.uk/peoplepopulationandcommunity/birthsdeathsandmarriages/deaths/datasets/deathsbyvaccinationstatusengland>



NATIONAL	People in NIMS cohort	Unvaccinated		Vaccinated with at least 1 dose		Vaccinated with at least 2 doses		Vaccinated with at least 3 doses	
		Number unvaccinated	% Unvaccinated	Number vaccinated	% vaccine uptake	Number vaccinated	% vaccine uptake	Number vaccinated	% vaccine uptake
Over 80	2,939,290	127,403	4.3	2,811,887	95.7	2,794,629	95.1	2,719,774	92.5
75 to under 80	2,344,551	98,355	4.2	2,246,196	95.8	2,231,129	95.2	2,176,486	92.8
70 to under 75	2,770,898	157,041	5.7	2,613,857	94.3	2,591,335	93.5	2,503,234	90.3
65 to under 70	2,987,549	228,329	7.6	2,759,220	92.4	2,727,565	91.3	2,584,253	86.5
60 to under 65	3,621,091	334,280	9.2	3,286,811	90.8	3,241,022	89.5	2,981,149	82.3
55 to under 60	4,171,509	455,679	10.9	3,715,830	89.1	3,653,800	87.6	3,274,973	78.5
50 to under 55	4,246,958	568,883	13.4	3,678,075	86.6	3,601,895	84.8	3,123,423	73.5
45 to under 50	3,956,603	711,426	18.0	3,245,177	82.0	3,155,256	79.7	2,580,366	65.2
40 to under 45	4,338,435	989,862	22.8	3,348,573	77.2	3,225,229	74.3	2,479,488	57.2
35 to under 40	4,677,655	1,277,179	27.3	3,400,476	72.7	3,238,337	69.2	2,309,762	49.4
30 to under 35	4,890,613	1,478,940	30.2	3,411,673	69.8	3,204,479	65.5	2,128,403	43.5
25 to under 30	4,558,822	1,441,029	31.6	3,117,793	68.4	2,888,477	63.4	1,799,929	39.5
20 to under 25	3,921,549	1,092,815	27.9	2,828,734	72.1	2,559,692	65.3	1,518,768	38.7
18 to under 20	1,388,888	370,379	26.7	1,018,509	73.3	895,662	64.5	470,719	33.9
<b>Total*</b>	<b>50,814,411</b>	<b>9,331,600</b>	<b>18.4</b>	<b>41,482,811</b>	<b>81.6%</b>	<b>40,008,507</b>	<b>78.7%</b>	<b>32,650,727</b>	<b>64.3%</b>

England population cohort by vaccination status. Source: UK Health Security Agency

<https://www.gov.uk/government/statistics/national-flu-and-covid-19-surveillance-reports-2022-to-2023-season>

# The Nuremberg Code (1947)

1. Required is the voluntary, well-informed, understanding consent of the human subject in a full legal capacity.
2. The experiment should aim at positive results for society that cannot be procured in some other way.
3. It should be based on previous knowledge (e.g., an expectation derived from animal experiments) that justifies the experiment.
4. The experiment should be set up in a way that avoids unnecessary physical and mental suffering and injuries.
5. It should not be conducted when there is any reason to believe that it implies a risk of death or disabling injury.
6. The risks of the experiment should be in proportion to (that is, not exceed) the expected humanitarian benefits.
7. Preparations and facilities must be provided that adequately protect the subjects against the experiment's risks.
8. The staff who conduct or take part in the experiment must be fully trained and scientifically qualified.
9. The human subjects must be free to immediately quit the experiment at any point when they feel physically or mentally unable to go on.
10. Likewise, the medical staff must stop the experiment at any point when they observe that continuation would be dangerous.



## Russell Blaylock, MD (2022):

*“For the first time in American history a president, governors, mayors, hospital administrators and federal bureaucrats are determining medical treatments based not on accurate scientifically based or even experience based information, but rather to force the acceptance of special forms of care and “prevention”—including remdesivir, use of respirators and ultimately a series of essentially untested messenger RNA vaccines. For the first time in history medical treatment, protocols are not being formulated based on the experience of the physicians treating the largest number of patients successfully, but rather individuals and bureaucracies that have never treated a single patient—including Anthony Fauci, Bill Gates, EcoHealth Alliance, the CDC, WHO, state public health officers and hospital administrators.”*



Image source: <https://popularrationalism.substack.com/p/dr-russell-blaylock-on-covid-19>



World Health Organization

Gavi  
The Vaccine Alliance



EVENT  
201

A GLOBAL PANDEMIC FORCE

\$3.4  
BILLION

\$3  
BILLION

the guardian

JOHNS HOPKINS  
UNIVERSITY



\$870  
MILLION

\$9  
MILLION

Imperial College  
London



Prof. Neil  
Ferguson

\$280  
MILLION

\$18  
MILLION

NIH



National Institutes  
of Health

Dr Anthony Fauci - Director of  
NIAID & chief medical advisor to  
US government

\$243  
MILLION

\$40  
MILLION

UNIVERSITY OF  
OXFORD



BILL GATES MONEY

\$155  
MILLION

\$53  
MILLION



Prof. Chris Witty  
England's Chief  
Medical Officer

Microsoft

BBC  
MEDIA ACTION  
TRANSFORMING LIVES THROUGH MEDIA  
AROUND THE WORLD

CDC  
CENTERS FOR DISEASE  
CONTROL AND PREVENTION

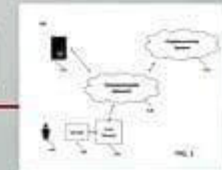
Gavi  
The Vaccine Alliance

moderna

INOVIO  
POWERING DATA MEDICINES

ID 2020

PATENT 060606



BLACKROCK® 貝萊德

INVESTING FOR A NEW WORLD™

# BLACKROCK

owns all the major pharmaceutical & weapons manufacturers as well as most mainstream media

## Pharmaceuticals (Pharmakeia)



Merck & Co., Inc.



AstraZeneca

moderna

Johnson & Johnson

## Defense Companies

Northrop Grumman Corporation

NORTHROP GRUMMAN

KBR

TEXAS INSTRUMENTS

Raytheon

BOEING

General Dynamics Corporation

GENERAL DYNAMICS

Honeywell Aerospace

Honeywell

## Mainstream Media



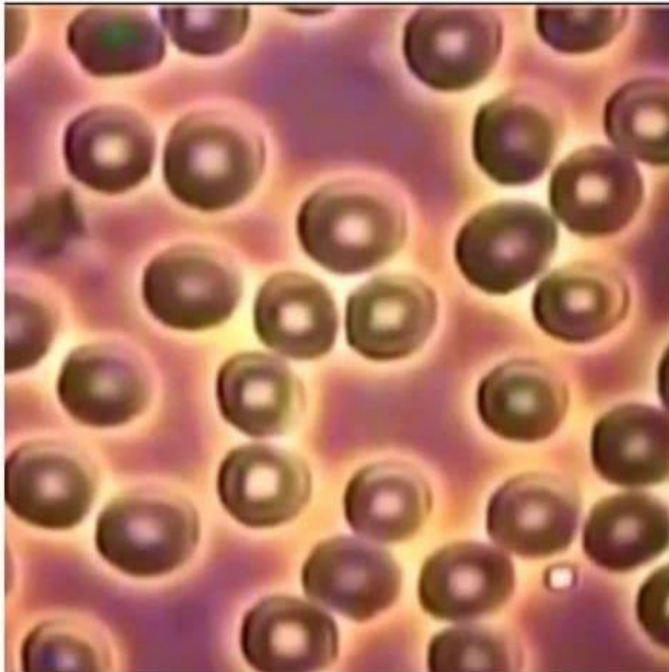
CNN



t.me/endilluminati

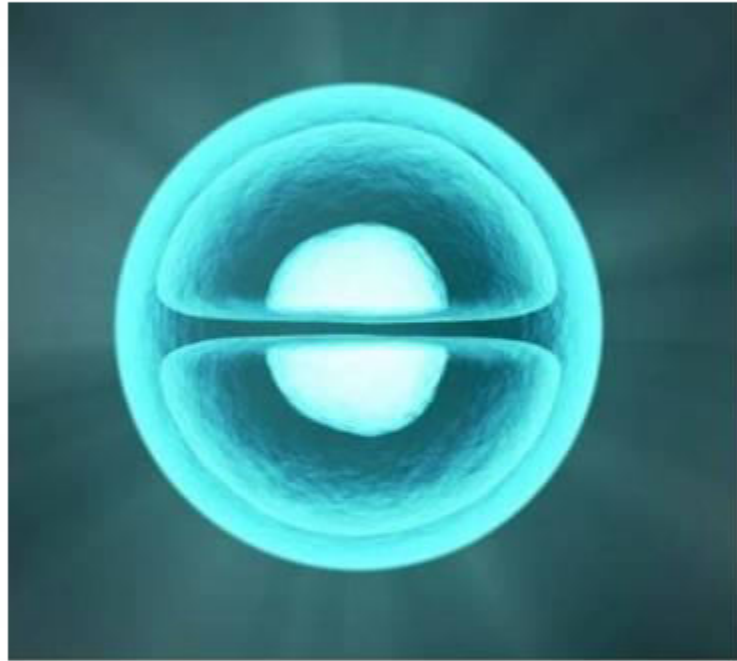
# COVID VACCINES, GRAPHENE, SELF-ASSEMBLING NANOTECHNOLOGY & EMF CONNECTION

- the suppressed discoveries of  
independent scientists & doctors



# Engineers create nanoparticles that deliver gene-editing tools to specific tissues and organs

by Mike Silver, Tufts University



Credit: CC0 Public Domain

One of the most remarkable recent advances in biomedical research has been the development of highly targeted gene-editing methods such as CRISPR that can add, remove, or change a gene within a cell with great precision. The method is already being tested or used for the treatment of patients

Research Highlight | Published: 15 June 2020

BIOTECHNOLOGY

## Fuzzy graphene for neuron control

Ankita Anirban

*Nature Reviews Physics* **2**, 344 (2020) | Cite this article

1440 Accesses | 1 Citations | 16 Altmetric | Metrics

FUTURISM | 5. 26. 17 by KARLA LANT

## Elon Musk's Neural Lace Could Use Brain-Stimulating Tech to Make Us Smarter ... REALLY?

Will a tech currently used to treat diseases help Musk elevate humanity's IQ?

/ Enhanced Humans / Neural Lace / NeuroLink / Tico



## Graphene oxide on the brain

25 March 2021 | Cordelia Sealy

Tiny flakes of graphene oxide (GO) affect the response of synapses in the brain, according to researchers from the International School for Advanced Studies (SISSA) in Italy, Catalan Institute of Nanoscience and Nanotechnology (ICN2) in Spain, Ribeirao Preto Medical School of the University of Sao Paulo in Brazil, and The University of Manchester in the UK [Biagioni *et al.*, *Biomaterials* **271** (2021) 120749,

# Physicists Discover a Strange New Form of Magnetism Within 'Magnetic Graphene'

PETER DOCKRILL 9 FEBRUARY 2021

## Magnetic graphene, synthesis, and applications: A review

Mohammad Jafar Molaei

Show more

+ Add to Mendeley

<https://doi.org/10.1016/j.mseb.2021.06.011>

### Magnetism Plays Key Roles in DARPA Research to Develop Brain-Machine Interface without Surgery

© June 7, 2021 | Editorial Staff | In: News, Research & Development | Comments Off



### Highlights

- Magnetic graphene has characteristics of both graphene and magnetic nanoparticles.
- Magnetic graphene could be synthesized by simple mixing, *in-situ*, or covalent bonding.
- Magnetic graphene can be used in cancer hyperthermia and drug delivery systems.
- Magnetic graphene can be applied for the absorption of different species from water.
- Magnetic graphene quantum dots and magnetic graphene foam have also found applications.

## Graphene oxide activation with a constant magnetic field

Sylvia Smarzewska, Ewa Miękoś, Dariusz Guziejewski, Marek Zieliński, Barbara Burnat

### Highlights

- Constant magnetic field may be used to activate graphene oxide layers.
- Level of graphene oxide activation depends on constant magnetic field strength.
- Activation of graphene oxide is stable in time.



# First researchers unveiling the presence of GRAPHEN in covid vaccines: La Quinta Columna – Ricardo Delgado, dr. Jose Luis Sevillano, based initially on the research of prof Pablo Campra Madrid

laquintacolumna.net


Hotels.com Addons Store YouTube \_The Information A... Apply to the EU Set... 300+ Free Dying &... Imported Getting Started SHO



## LA QUINTA COLUMNA

LA QUINTA COLUMNA es un movimiento de LIBRE PENSAMIENTO, una web de REFLEXIÓN, de pensamiento crítico de carácter creativo, noticias de actualidad y difusión de temas de interés al margen de la indiscriminada CENSURA actual. Clic en la imagen de nuestro logo para acceder al CANAL PRINCIPAL de la red social TELEGRAM

Puedes realizar tu donación a la cuenta de Banco Santander ES83 0049 4565 21 2890001587 mediante transferencia bancaria o ingreso en cuenta y contribuirás al mantenimiento de esta plataforma y todas sus acciones colectivas



# Confirmation of the presence of GRAPHENE OXIDE, NANOBOTS, METALIC COMPOUNDS & PARASITES in COVID VACCINES (various researchers Spain, US, Germany)

## Urgent Message - Graphene Oxide In All New Vaccines, Masks & Test Kits



$$x = \frac{-b \pm \sqrt{b^2 - 4ac}}{2a}$$
  
Dr. Ricardo Delgado  
biostatistician, researcher  
La Quinta Columna  
laquintacolumna.net



**BREAKING NOW!**  
**WORLDWIDE CALL TO STOP VAXXI!**  
**DOCTORS, SCIENTISTS REVEAL**  
**HORRIFIC FINDINGS!**

Dr. Jane Ruby

Karen Kingston, former Pfizer  
employee, industry expert



**GOD GENE**  
**GRAPHENE OXIDE**  
**BEING**  
**CONNECTED**  
**TO THE CLOUD**



**DR ROBERT**  
**YOUNG**

**DEADLY SHOTS! FORMER PFIZER EMPLOYEE CONFIRMS**

Brighteon HD

## Urgent Message - Graphene Oxide In All New Vaccines, Masks & Test Kits



# Patents prove the intention to insert electronic devices in humans as a means to control a pandemic



Analysis Karen Kingston © 2022

(12) **United States Patent**  
**Ehrlich et al.**

(10) **Patent No.:** US 11,107,588 B2  
(45) **Date of Patent:** Aug. 31, 2021

(54) **METHODS AND SYSTEMS OF PRIORITIZING TREATMENTS, VACCINATION, TESTING AND/OR ACTIVITIES WHILE PROTECTING THE PRIVACY OF INDIVIDUALS**

H04W 12/069; H04W 4/80; G06N 7/005; G08B 21/02; G07C 9/28; G07C 9/22; G06F 1/163; G06F 3/14; G09G 5/36;  
(Continued)

(71) Applicants: **Gal Ehrlich**, Ramat-Gan (IL); **Maier Fenster**, Petach-Tikva (IL)

(56) **References Cited**

(72) Inventors: **Gal Ehrlich**, Ramat-Gan (IL); **Maier Fenster**, Petach-Tikva (IL)

**U.S. PATENT DOCUMENTS**

(\*) Notice: Subject to any disclaimer, the term of this patent is extended or adjusted under 35 U.S.C. 154(b) by 0 days.

7,705,723 B2 4/2010 Kahn et al.  
8,645,538 B2 2/2014 Pan  
(Continued)

**OTHER PUBLICATIONS**

(21) Appl. No.: 17/106,279

Office Action and Search Report dated Dec. 17, 2020 From the Israel Patent Office Re. Application No. 276648. (9 Pages.).  
(Continued)

(22) Filed: Nov. 30, 2020

Primary Examiner — Anh V La

(65) **Prior Publication Data**  
US 2021/0082583 A1 Mar. 18, 2021

(57) **ABSTRACT**

(30) **Foreign Application Priority Data**

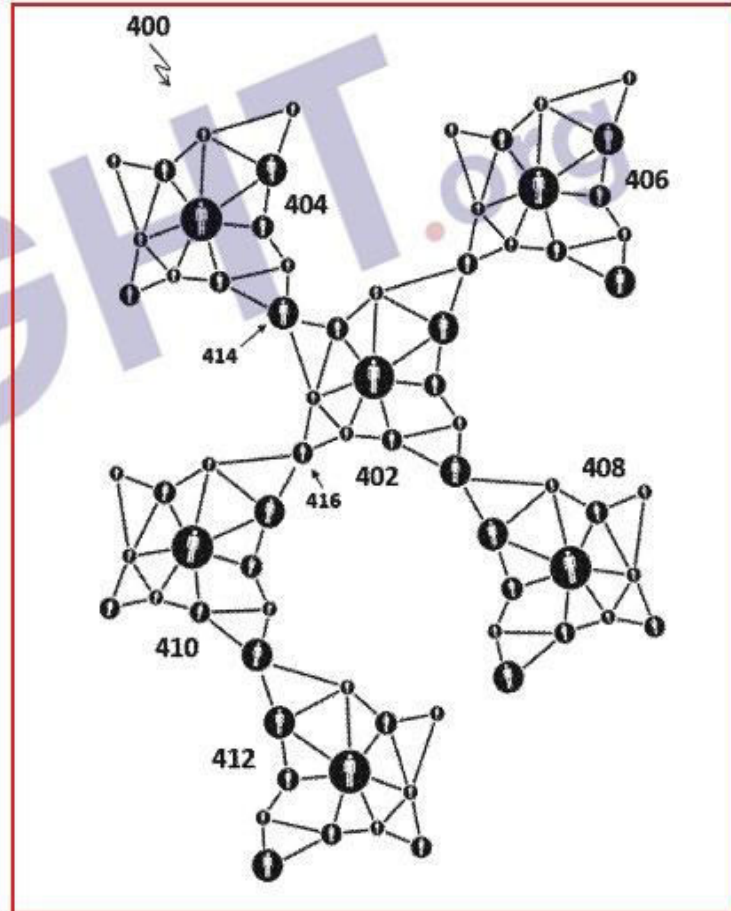
Aug. 11, 2020 (IL) ..... 276648  
Aug. 11, 2020 (IL) ..... 276665  
Sep. 1, 2020 (IL) ..... 277083

System and methods for anonymously selecting subjects for treatment against an infectious disease caused by a pathogen. The system comprises a plurality of electronic devices comprising instructions to generate an ID and, when in proximity of another such electronic device, one or both electronic devices transmit/receive the ID to/from the other electronic device. Then, a score is generated based on a plurality of such received IDs. Additionally, based on information received from a server, relevant treatment instructions are displayed to the subjects based on the received information and the score. The server comprises instructions for sending to the plurality of electronic devices the information to be displayed with the relevant treatment instructions, additionally the server and/or the electronic devices comprise instructions to generate a prediction of likelihood of a subject transmitting the pathogen, based on the score of the subject.

(51) **Int. Cl.**  
**G06Q 10/00** (2012.01)  
**G16H 50/80** (2018.01)  
(Continued)

(52) **U.S. Cl.**  
CPC ..... **G16H 50/80** (2018.01); **G06N 7/005** (2013.01); **G16H 50/30** (2018.01); **H04W 4/023** (2013.01); **H04W 4/029** (2018.02)

(58) **Field of Classification Search**



<https://patentimages.storage.googleapis.com/68/80/73/6a17a66e9ec8c5/US11107588.pdf>

Analysis Karen Kingston © 2022



US011107588B2

(12) **United States Patent**  
**Ehrlich et al.**

(10) **Patent No.:** **US 11,107,588 B2**

(45) **Date of Patent:** **Aug. 31, 2021**

(54) **METHODS AND SYSTEMS OF  
PRIORITIZING TREATMENTS,  
VACCINATION, TESTING AND/OR  
ACTIVITIES WHILE PROTECTING THE  
PRIVACY OF INDIVIDUALS**

H04W 12/069; H04W 4/80; G06N 7/005;  
G08B 21/02; G07C 9/28; G07C 9/22;  
G06F 1/163; G06F 3/14; G09G 5/36;  
(Continued)

(71) Applicants: **Gal Ehrlich**, Ramat-Gan (IL); **Maier Fenster**, Petach-Tikva (IL)

(56) **References Cited**

U.S. PATENT DOCUMENTS

(72) Inventors: **Gal Ehrlich**, Ramat-Gan (IL); **Maier Fenster**, Petach-Tikva (IL)

7,705,723 B2 4/2010 Kahn et al.  
8,645,538 B2 2/2014 Pan  
(Continued)

(\* ) Notice: Subject to any disclaimer, the term of this patent is extended or adjusted under 35 U.S.C. 154(b) by 0 days.

OTHER PUBLICATIONS

(21) Appl. No.: **17/106,279**

Office Action and Search Report dated Dec. 17, 2020 From the Israel Patent Office Re. Application No. 276648. (9 Pages.).  
(Continued)

(22) Filed: **Nov. 30, 2020**

*Primary Examiner* — Anh V La

(65) **Prior Publication Data**

US 2021/0082583 A1 Mar. 18, 2021

(30) **Foreign Application Priority Data**

Aug. 11, 2020 (IL) ..... 276648  
Aug. 11, 2020 (IL) ..... 276665  
Sep. 1, 2020 (IL) ..... 277083

(57) **ABSTRACT**

System and methods for anonymously selecting subjects for treatment against an infectious disease caused by a pathogen. The system comprises a plurality of electronic devices comprising instructions to generate an ID and, when in proximity of another such electronic device, one or both electronic devices transmit/receive the ID to/from the other electronic device. Then, a score is generated based on a plurality of such received IDs. Additionally, based on information received from a server, relevant treatment instructions are displayed to the subjects based on the received information and the score. The server comprises instructions for sending to the plurality of electronic devices the information to be displayed with the relevant treatment instructions, additionally the server and/or the electronic devices comprise instructions to generate a prediction of likelihood of a subject transmitting the pathogen, based on the score of the subject.

(51) **Int. Cl.**  
**G06Q 10/00** (2012.01)  
**G16H 50/80** (2018.01)

(Continued)

(52) **U.S. Cl.**  
CPC ..... **G16H 50/80** (2018.01); **G06N 7/005** (2013.01); **G16H 50/30** (2018.01); **H04W 4/023** (2013.01); **H04W 4/029** (2018.02)

(58) **Field of Classification Search**  
CPC ..... G16H 50/80; G16H 50/30; G16H 15/00; G16H 10/60; H04W 4/023; H04W 4/029;

**37 Claims, 12 Drawing Sheets**

The inserted electronic devices can be used to track and trace people via microwave radiation.

The Pfizer patent application approved, August 31st, 2021 is the very first patent that shows up in a list of over 18500 for the purpose of remote contact tracing of all vaccinated humans worldwide who will be or are now connected to the "internet of things" by a quantum link of pulsating microwave frequencies of 2.4 GHz or higher from cell towers and satellites directly to the graphene oxide held in the fatty tissues of all persons inoculated

1:41 AM

# GRAPHENE RESEARCH AND INDUSTRIES ARE EXPLODING...



## GRAPHENE FLAGSHIP

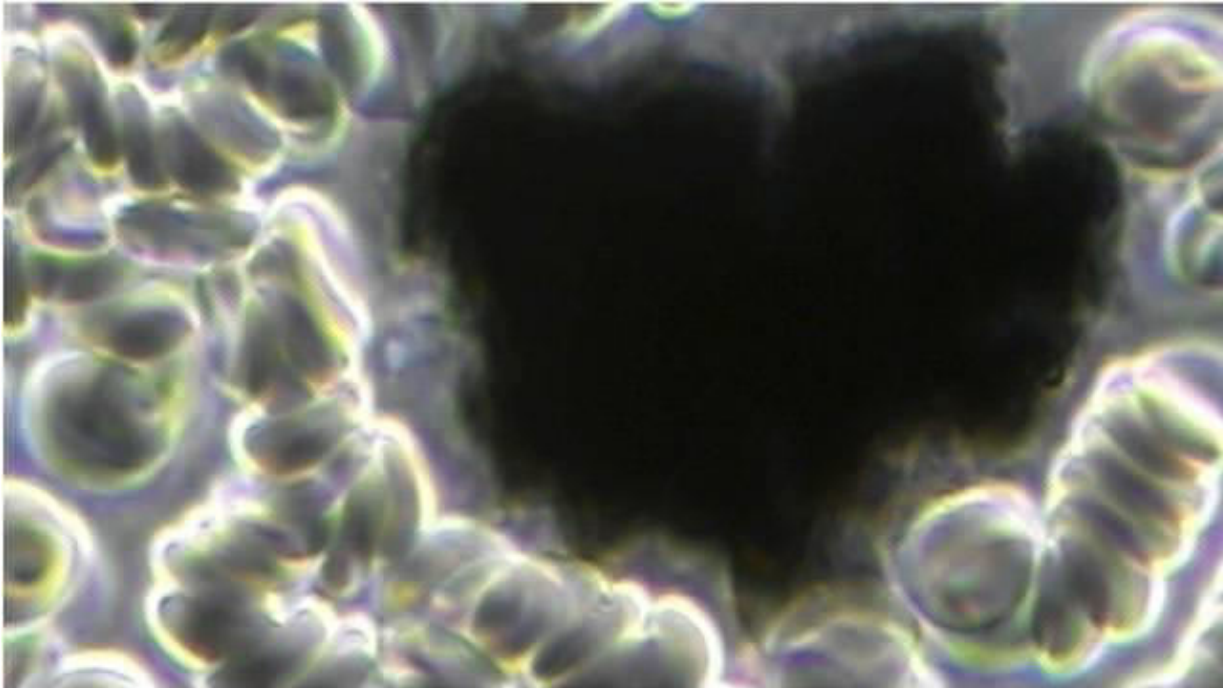
### In Collaboration with:



## EYESISWATCHIN PODCAST #92 - ONLINE CENSORSHIP, FEDNOW, POPULATION IMPLOSION, GRAPHENE SMARTDUST

### Pay attention to this finding:

- *Graphene oxide inside the body causes **thrombogenicity, thrombi.***
- *Graphene oxide inside the body causes **blood clotting.***
- *Graphene oxide inside the body causes post inflammatory syndrome or systemic or **multi-organ inflammations.***
- *Graphene oxide inside the body when it is above the levels of glutathione —which is the body's natural reserve of antioxidants—, causes alteration of the immune system, **collapse of the immune system** and cytokine storm.*
- *Inhaled graphene oxide spreads evenly throughout the alveolar tract and **causes bilateral pneumonias.***
- *Inhaled graphene oxide causes inflammation of the mucous membranes and thus **loss of taste and smell, possible loss of taste and smell: anosmia.***
- *In short, graphene oxide behaves exactly like the supposed SARS-CoV-2 of the official version, generating the **same symptomatology of severe COVID-19.***
- *When installed at the neuronal level, it causes **neurodegeneration** or, in other words, neurological COVID-19.*



**Dr. Robert O. Young**

**Biochemist, expert  
naturopathic  
medicine**

**[drobertyoung.com](http://drobertyoung.com)**

[Figure 1 is a Micrograph of a Carbon Cluster of Reduced Graphene Oxide (rGO) Viewed in the Live Unstained Human Blood with pPhase Contrast Microscopy at 1500x. Note that the Red Blood Cells are Clotting in and Around the rGO Crystal in a Condition Known as Rouleau! A French Word Which Means to Chain. Dr. Robert O. Young, Profiles in Medical Microscopy, Hikari OmniPublishing; 1987 - 2021]

## Scanning & Transmission Electron Microscopy Reveals Graphene Oxide in CoV-19 Vaccines

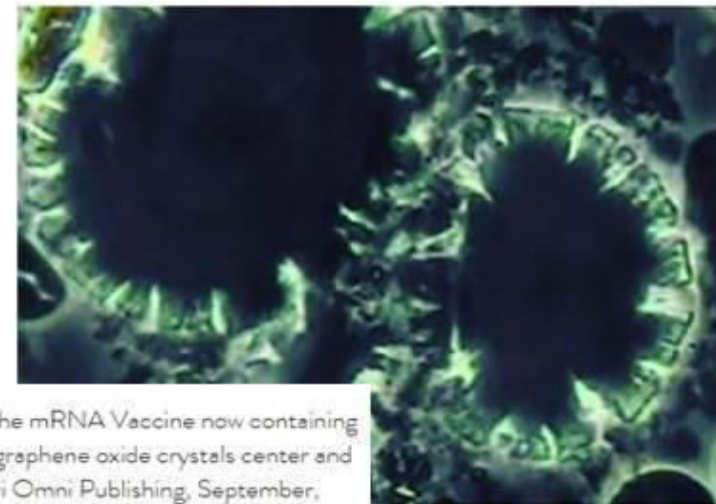
Updated: Oct 19

2021, February 5th, Updated October 1st, 2021

Author: Robert O Young CPC, MSc, DSc, PhD, Naturopathic Practitioner

[www.drobertyoung.com](http://www.drobertyoung.com)

[Figure 1b Micrograph taken under Phase Contrast Microscopy reveals the live blood 24 hours after the mRNA Vaccine now containing crystallized red blood cells, biological transformations of red and white blood cells, large symplasts of graphene oxide crystals center and Orotic acid crystals in the upper right hand corner of the micrograph. Dr. Robert O. Young, Hikari Omni Publishing, September,



# FROM HUMAN BODY DIGITIZATION TO INTERNET OF BODIES TOWARD A NEW DIMENSION OF MILITARY OPERATIONS

Vasile Florin POPESCU

Ministry of National Defense, Bucharest, Romania  
popescuveve@gmail.com

## ABSTRACT

Digitization of the human body, philosophically said, - the "mating" with technology, represents the fusion of electronic technology with the human biology, which reduces the barriers of physical, digital and biological life. "The Internet of bodies", that is the imminent development of the field of digitization of the human body on a large scale, is the inevitable future of technology at this moment. Instead of devices connected to the Internet as in Internet of Things (IoT), human bodies can be connected to a network, with the potential to be controlled and monitored remotely. The Internet of bodies is from the author's point of view the future of technology, but this future is not so far away.

**KEYWORDS:** body digitization, digital and biological world, internet of bodies, subcutaneous devices

## 1. Introduction

The world of electronics is developing very rapidly and today there are many avant-garde ideas and projects, already under study that will be put into practice in a short time horizon. The purpose of this paper is to draw attention to a new dimension of military operations in the coming decades using advanced technologies integrated into the human body. This study represents a totally new futuristic approach that seeks to transcend conventional boundaries. The study is the result of a desk study that analyzed various sources of information in the field of new embedded technologies. This research is intended to sensitize military leaders and scientists to the development of a new technology integrated into the human body and how can be exploited. The author had this objective because he considers the concept of "digitization of the human body" would most likely involve a crucial transformation of military operations.

The research method is a qualitative one and is based on theories, personal approaches, case-situation description, interpretation, formulation of some findings; the possibility of generalization is questioned, given the small number of cases, small-scale research; however, there are possibilities for generalization.

## 2. Subcutaneous Devices – Fusion Between Electronics and Biology

The electronics revolution has begun in 1947 with the manufacture of the silicon transistors and semiconductors technology. Nowadays, we are assaulted by different and complex electronic devices necessary for everyday life. For almost 5 decades, silicone technology was the only option for electronics devices, but the current evolution of science has recalled the new trends that will be the subject of research and development in the coming decades. The discovery of graphene opened a new path to two-dimensional electronics device

scientists to the development of a new technology integrated into the human body and how can be exploited. The author had this objective because he considers the concept of "digitization of the human body" would most likely involve a crucial transformation of military operations.

silicone technology was the only option for electronics devices, but the current evolution of science has recalled the new trends that will be the subject of research and development in the coming decades. The discovery of graphene opened a new path to two-dimensional electronics device

DOI: 10.2478/raft-2019-0029

© 2017. This work is licensed under the Creative Commons Attribution-NonCommercial-NoDerivatives 3.0 License.

242

because of the high thermal and electrical conductivity and the mechanical flexibility of the two-dimensional hexagonal monoatomic lattice. Graphene represents the most durable material that has been ever tested. This may have marked the beginning of a 2D revolution in electronics – the allotropic thick of silicon, phosphorus and tin have the same structure as the cellular graphics, but their different properties make them suitable for other applications. Of course, all four have the ability to modify electronic components as we know them, which allows us to miniaturize them, increase efficiency and reduce costs. Many companies as Samsung, Huawei and Apple are already developing graphene applications. The development of conductive polymers was another important step. The 2000 Nobel Prizes, awarded by Alan J. Heeger, Alan MacDiarmide and Hideki Shirakawa, showed that plastics can lead to electricity (Royal Swedish Science Center, 2000). All these conducted to the production of organic electronic materials

from carbon particles or polymers through chemical synthesis. They still do not compete with their traditional counterparts, but give advantages such as low cost, mechanical flexibility and biocompatibility, making organic electronics the optimal choice for a large number of applications.

High-tech commercially available products that rely on organic semiconductors, such as curved screen TVs, smart phone screens and portable solar cells, have already demonstrated their industrial maturity. Surely, the organic semiconductor market will grow exponentially over the next period of time.

In the 70's, apart from the capacitor, resistor and inductor, the electronics engineers came up with a new circuit element, called the *memristor* (memory + resistance). Hewlett Packard's engineers saw in 2007 its fantastic potential, and since then, many other scientists considered that electronics world entered in a new technology era, called the "ionic era".

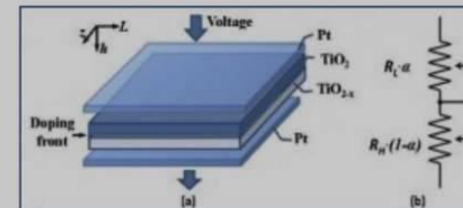
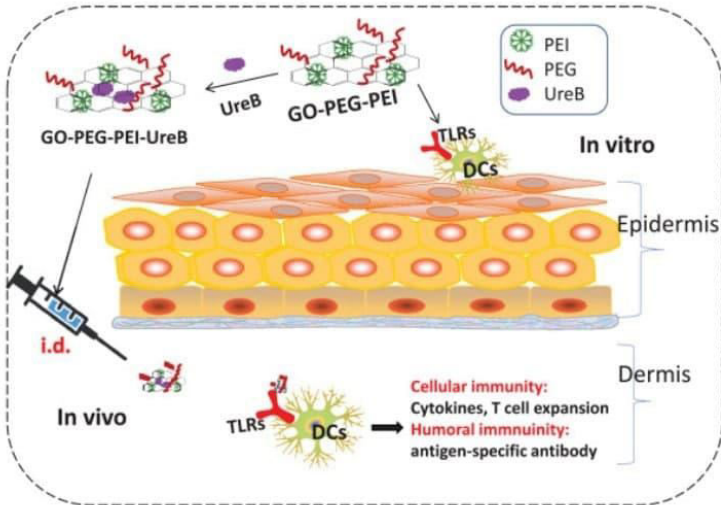


Figure no. 1: Memristor

(Source: Schematic model of the HP memristor, 2019)

Traditional transistors work with electron flux, while memristors combine electron flux with ionic flux. At the

memristors could provide safer and more efficient storage devices. In this way, there



**The activation of the immune system after treatment with antigen-loaded FGOs/*FrGOs*.**

GO-PEG-PEI promotes the maturation of DCs and enhances their cytokine secretion through the activation of multiple toll-like receptor (TLR) pathways. Immunization with GO-PEG-PEI-UreB vaccine promotes humoral and cellular immunity in vivo.

Review article

## Recent progress of graphene oxide as a potential vaccine carrier and adjuvant

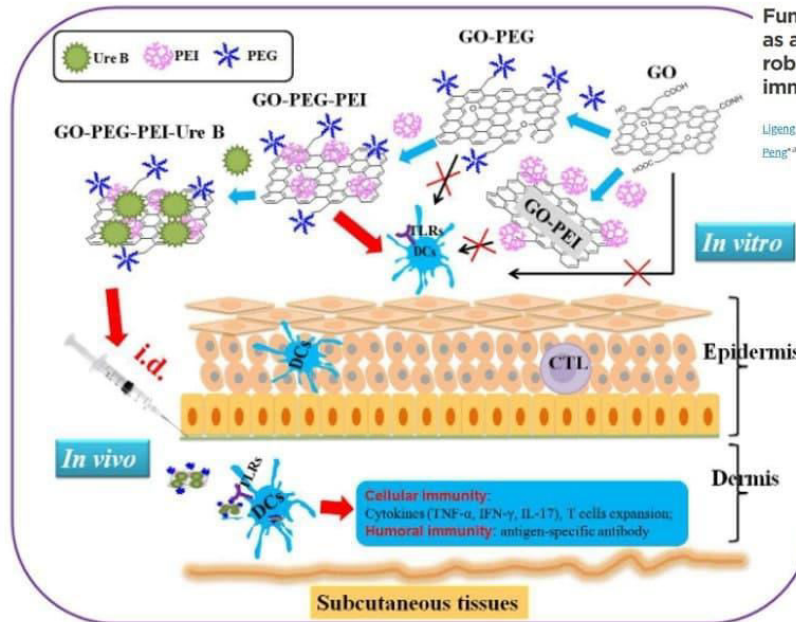


Acta Biomaterialia  
Volume 112, August 2020, Pages 14-28



Wanjun Cao <sup>a, b, 1</sup>, Lin He <sup>a, 1</sup>, Weidong Cao <sup>b</sup>, Xiaobing Huang <sup>a</sup>, Kun Jia <sup>c</sup>, Jingying Dai <sup>a, 2</sup>

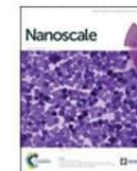
Numerous published studies on the use of GRAPHENE OXIDE (GO) in drug delivery and even as adjuvant in vaccines can be found on the Internet.



**Functionalized graphene oxide serves as a novel vaccine nano-adjuvant for robust stimulation of cellular immunity<sup>†</sup>**

Lipeng Xu,<sup>a</sup> Jian Xiang,<sup>a</sup> Ye Liu,<sup>b</sup> Jun Xu,<sup>a</sup> Yinchao Luo,<sup>a</sup> Liangzhu Feng,<sup>a</sup> Zhuang Liu<sup>a</sup> and Rui Peng<sup>a</sup>

Issue 6, 2016



From the journal:  
**Nanoscale**

“Our work not only presents a novel, highly effective **GO-based vaccine nano-adjuvant**, but also highlights the critical roles of surface chemistry for the rational design of nano-adjuvants.”

**Fig. 6** Proposed mechanism of using GO-PEG-PEI as a vaccine adjuvant for robust stimulation of cellular immunity.



Dr. Benjamin Braddock  
@GraduatedBen

Pfizer-BioNTech uses BC based Acuitas Therapeutics lipid nanoparticle technology.

The Trudeau Foundation owns a 40% stake in Acuitas, through both direct ownership of shares and indirect ownership through shell companies.

3:14 PM · Feb 13, 2022 · Twitter for iPhone

### Trudeau Recently Sold the mRNA Patents to China for \$500M USD - Trudeau may have won the lottery

Chinese firm buys Canada mRNA Covid vaccine tech in \$500 million deal - Total deal Hundreds of Billions of US Dollars Cash.



bilbobitch  
Feb 13

♥ 3    💬 2    ➦

Trudeau recently sold the mRNA licensed patents of the Vaccine to China for \$500 Million USD.

Trudeau is/was the actual owner of the company (CPTH), so Trudeau made the \$500 M.

Canada's Providence Therapeutics Holdings (UBC aka university british colombia) Patents issued in Trudeau's name, and CPTH is a Trudeau holding company.

**But Trudeau also licensed this technology to Moderna & Pfizer (MONOPOLY CANADA ONLY) but also to the entire world, a deal exceeding \$100 BILLION USD**

pubmed.ncbi.nlm.nih.gov/26814441/

AliExpress Amazon.co.uk Booking.com eBay Hotels.com YouTube

Save Email

> Nanoscale. 2016 Feb 14;8(6):3785-95. doi: 10.1039/c5nr09208f. Epub 2016 Jan 27.

## Functionalized graphene oxide serves as a novel vaccine nano-adjuvant for robust stimulation of cellular immunity

Ligeng Xu<sup>1</sup>, Jian Xiang, Ye Liu, Jun Xu, Yinchun Luo, Liangzhu Feng, Zhuang Liu, Rui Peng

Affiliations + expand

PMID: 26814441 DOI: 10.1039/c5nr09208f

### Abstract

Benefiting from their unique physicochemical properties, graphene derivatives have attracted great attention in biomedicine. In this study, we carefully engineered graphene oxide (GO) as a vaccine adjuvant for immunotherapy using urease B (Ure B) as the model antigen. Ure B is a specific antigen for *Helicobacter pylori*, which is a class I carcinogen for gastric cancer. Polyethylene glycol (PEG) and various types of polyethylenimine (PEI) were used as coating polymers. Compared with single-polymer modified GOs (GO-PEG and GO-PEI), certain dual-polymer modified GOs (GO-PEG-PEI) can act as a positive modulator to promote the maturation of dendritic cells (DCs) and enhance their cytokine secretion through the activation of multiple toll-like receptor (TLR) pathways while showing low toxicity. Moreover, this GO-PEG-PEI can serve as an antigen carrier to effectively shuttle antigens into DCs. These two advantages enable GO-PEG-PEI to serve as a novel vaccine adjuvant. In the subsequent in vivo experiments, compared with free Ure B and clinically used aluminum-adjuvant-based vaccine (Alum-Ure B), GO-PEG-PEI-Ure B induces stronger cellular immunity via intradermal administration, suggesting promising applications in cancer immunotherapy. Our work not only presents a novel, highly effective GO-based vaccine nano-adjuvant, but also highlights the critical roles of surface chemistry for the rational design of nano-adjuvants.

### Similar articles

Alum-functionalized graphene oxide nanocomplexes for effective anticancer vaccination.

Wang X, Cao F, Yan M, Liu Y, Zhu X, Sun H, Ma G.



Review

> Regul Toxicol Pharmacol. 2017 Apr;85:7-24. doi: 10.1016/j.yrtph.2017.01.011.

Epub 2017 Feb 1.

# A review of toxicity studies on graphene-based nanomaterials in laboratory animals

Makoto Ema <sup>1</sup>, Masashi Gamo <sup>2</sup>, Kazumasa Honda <sup>2</sup>

Affiliations + expand

PMID: 28161457 DOI: 10.1016/j.yrtph.2017.01.011

## Abstract

We summarized the findings of toxicity studies on graphene-based nanomaterials (GNMs) in laboratory mammals. The inhalation of graphene (GP) and graphene oxide (GO) induced only minimal pulmonary toxicity. Bolus airway exposure to GP and GO caused acute and subacute pulmonary inflammation. Large-sized GO (L-GO) was more toxic than small-sized GO (S-GO). Intratracheally administered GP passed through the air-blood barrier into the blood and intravenous GO distributed mainly in the lungs, liver, and spleen. S-GO and L-GO mainly accumulated in the liver and lungs, respectively. Limited information showed the potential behavioral, reproductive, and developmental toxicity and genotoxicity of GNMs. There are indications that oxidative stress and inflammation may be involved in the toxicity of GNMs. The surface reactivity, size, and dispersion status of GNMs play an

# Developmental toxicity of engineered nanomaterials in rodents

Makoto Ema <sup>1</sup>, Masashi Gamo <sup>2</sup>, Kazumasa Honda <sup>2</sup>

Affiliations + expand

PMID: 26721308 DOI: 10.1016/j.taap.2015.12.015

## Abstract

We summarized significant effects reported in the literature on the developmental toxicity of engineered nanomaterials (ENMs) in rodents. The developmental toxicity of ENMs included not only structural abnormalities, but also death, growth retardation, and behavioral and functional abnormalities. Most studies were performed on mice using an injection route of exposure. Teratogen effects were indicated when multi-walled carbon nanotubes (MWCNTs), single-walled carbon nanotubes (SWCNTs), and TiO<sub>2</sub>-nanoparticles were administered to mice during early gestation. Reactive oxygen species levels were increased in placentas and malformed fetuses and their placentas after prenatal exposure to MWCNTs and SWCNTs, respectively. The pre- and postnatal mortalities and growth retardation in offspring increased after prenatal exposure to ENMs. Histopathological and functional abnormalities were also induced in placentas after prenatal exposure to ENMs. Maternal exposure to ENMs induced behavioral alterations, histopathological and biochemical changes in the central nervous system, increased susceptibility to allergy, transplacental genotoxicity, and vascular, immunological, and reproductive effects in offspring. The size- and developmental stage-dependent placental transfer of ENMs was noted after maternal exposure. Silver accumulated in the visceral yolk sac after being injected with Ag-NPs during early gestation. Although currently available data has provided initial information on the potential developmental toxicity of ENMs, that on the developmental toxicity of ENMs is still very limited. Further studies using well-characterized ENMs, state-of-the-art study protocols, and appropriate routes of exposure are required in order to clarify these developmental effects and provide information suitable for risk assessments of ENMs.

> Mutat Res Genet Toxicol Environ Mutagen. 2019 May;841:8-13.  
doi: 10.1016/j.mrgentox.2019.03.004. Epub 2019 Mar 14.

## In vitro cardiotoxicity evaluation of graphene oxide

Marcelo Dutra Arbo <sup>1</sup>, Louise F Altknecht <sup>2</sup>, Shanda Cattani <sup>2</sup>, Wesley V Braga <sup>2</sup>,  
Caroline P Peruzzi <sup>1</sup>, Larissa V Cestonaro <sup>1</sup>, Gabriela Göethel <sup>1</sup>, Nelson Durán <sup>3</sup>,  
Solange Cristina Garcia <sup>4</sup>

Review > Mutat Res Genet Toxicol Environ Mutagen. 2022 Jun;878:503483.

doi: 10.1016/j.mrgentox.2022.503483. Epub 2022 Mar 17.

## Epigenetic effects of graphene oxide and its derivatives: A mini-review

Mohammad Mahdi Ghazimoradi <sup>1</sup>, Mohammad Hossein Ghorbani <sup>1</sup>, Ehsan Ebadian <sup>1</sup>, Ali Hassani <sup>1</sup>,  
Soheyl Mirzababaei <sup>2</sup>, Mahshid Hodjat <sup>3</sup>, Mona Navaei-Nigjeh <sup>4</sup>, Mohammad Abdollahi <sup>5</sup>

Affiliations + expand

PMID: 35649677 DOI: 10.1016/j.mrgentox.2022.503483

## Abstract

Graphene oxide (GO), an engineered nanomaterial, has a two-dimensional structure with carbon atoms arranged in a hexagonal array. While it has been widely used in many industries, such as biomedicine, electronics, and biosensors, there are still concerns over its safety. Recently, many studies have focused on the potential toxicity of GO. Epigenetic toxicity is an important aspect of a material's toxicological profile, since changes in gene expression have been associated with carcinogenicity and disease progression. In this review, we focus on the epigenetic alterations caused by GO, including DNA methylation, histone modification, and altered expression of non-coding RNAs. GO can affect DNA methyltransferase activity and disrupt the methylation of cytosine bases in DNA strands, leading to alteration of genome expression. Modulation of histones by GO, targeting histone deacetylase and demethylase, as well as dysregulation of miRNA and lncRNA expression have been reported. Further studies are required to determine the mechanisms of GO-induced epigenetic alterations.

## Enhancement radiation-induced apoptosis in C6 glioma tumor-bearing rats via pH-responsive magnetic graphene oxide nanocarrier

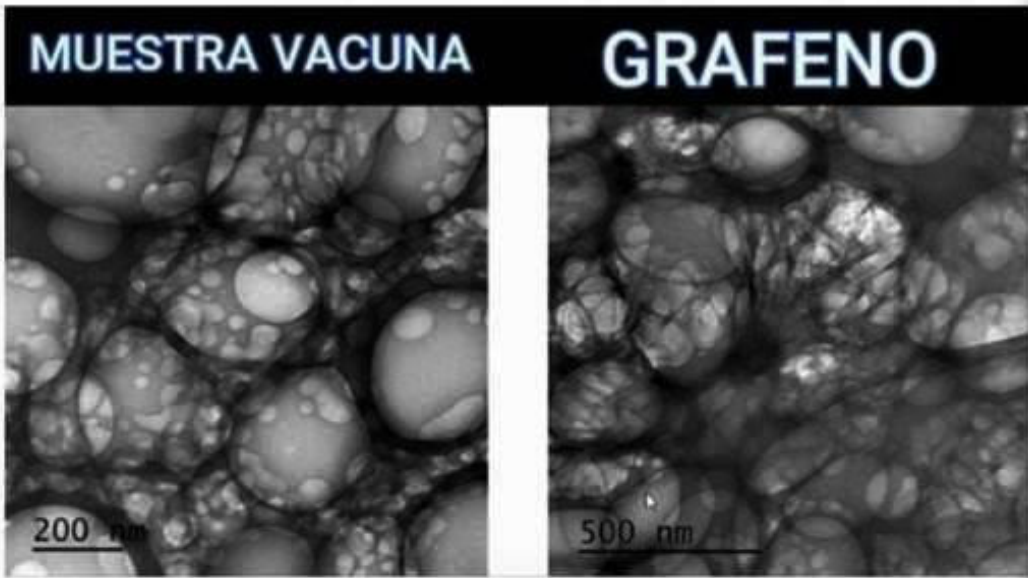
Sakine Shirvallou <sup>1</sup>, Samideh Khoei <sup>2</sup>, Sepideh Khoei <sup>3</sup>, Seied Rabi Mahdavi <sup>4</sup>,  
Nida Jamali Raoufi <sup>5</sup>, Manijeh Motevalian <sup>6</sup>, Mohammad Yahya Karimi <sup>7</sup>

Affiliations + expand

PMID: 32120183 DOI: 10.1016/j.jphotobiol.2020.111827

## Abstract

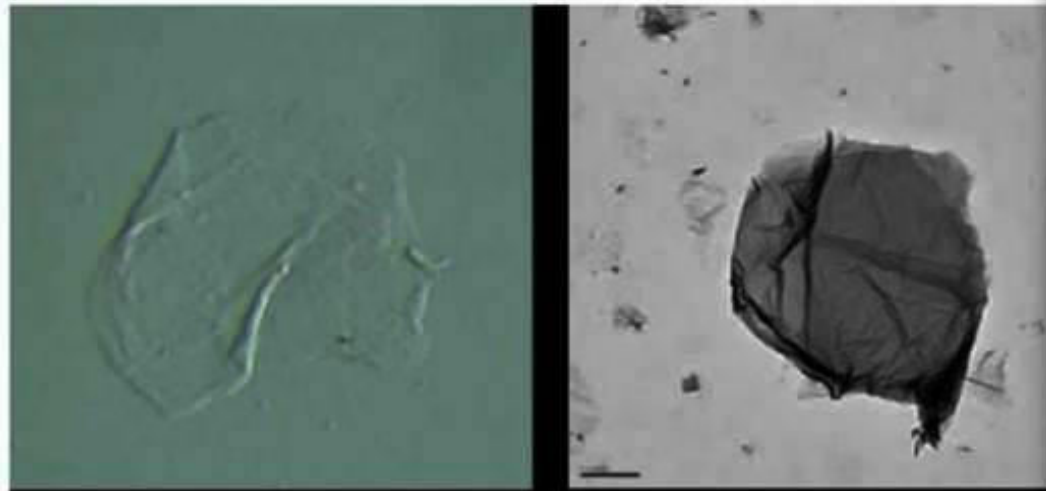
5-iodo-2-deoxyuridine (IUdR) has been demonstrated to induce an appreciable radiosensitizing effect on glioblastoma patients, but due to the short circulation half-life times and failure to pass through the blood-brain barrier (BBB), its clinical use is limited. Accordingly, in this study, we used magnetic graphene oxide (NGO/SPIONS) nanoparticles coated with PLGA polymer as a dynamic nanocarrier for IUdR and, evaluated its sensitizing enhancement ratio in combination with a single dose X-ray at clinically megavoltage energies for treatment of C6 glioma rats. Nanoparticles were characterized using Zetasizer and TEM microscopy, and in vitro biocompatibility of nanoparticles was assessed with MTT assay. IUdR/MNPs were intravenously administered under a magnetic field (1.3 T) on day 13 after the implantation of C6 cells. After a day following the injection, rats exposed with radiation (8 Gy). ICP-OES analysis data indicated an effective magnetic targeting, leading to remarkably improved penetration through the BBB. In vivo release analysis with HPLC indicated sustained release of IUdR and, prolonged the lifespan in plasma ( $P < .01$ ). In addition, our findings revealed a synergistic effect for IUdR/MNPs coupled with radiation, which significantly inhibited the tumor expansion (>100%), prolonged the survival time (>100%) and suppressed the anti-apoptotic response of glioma rats by increasing Bax/Bcl-2 ratio (2.13-fold) in compared with the radiation-only. In conclusion, besides high accumulation in targeted tumor sites, the newly developed IUdR/MNPs, also exhibited the ability of IUdR/MNPs to significantly enhance radiosensitizing effect, improve therapeutic efficacy and increase toxicity for glioma-bearing rats.



Bluetooth Scanner

Electron Microscope View

laquintacolumna.net



MUESTRA "VACUNA"      GRAFENO

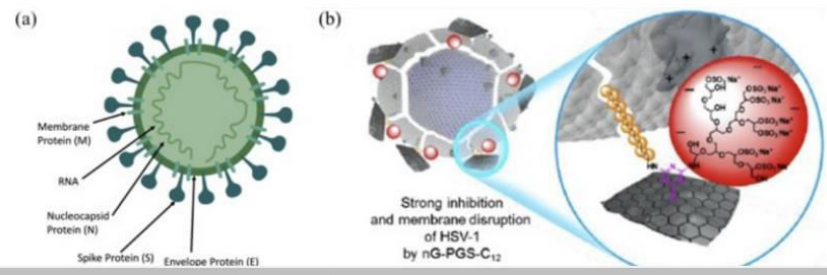
# Doctors find Graphene is shedding from the COVID Vaccinated to the Unvaccinated, forming Blood Clots & decimating Blood Cells

BY THE EXPOSÉ ON MARCH 8, 2023 • ( 75 COMMENTS )

<https://expose-news.com/>

[Print Friendly](#), [PDF & Email](#)

He also demonstrated that "shards" of graphene are being transmitted from "vaccinated" to vaccine-free or unvaccinated people destroying their red blood cells and causing blood clots in the unvaccinated.



NEWSLETTERS

Sign up to read our regular email newsletters

## NewScientist

News Podcasts Video Technology Space Physics Health More Shop Course

### We now have the technology to develop vaccines that spread themselves

Prevention is better than cure, so we should start using genetic techniques to stop dangerous animal diseases jumping to humans, say **Scott Nuismer** and **James Bull**



HEALTH | COMMENT 19 August 2020

By **Scott Nuismer** and **James Bull**



# What else has been found in the covid 'vaccines'?

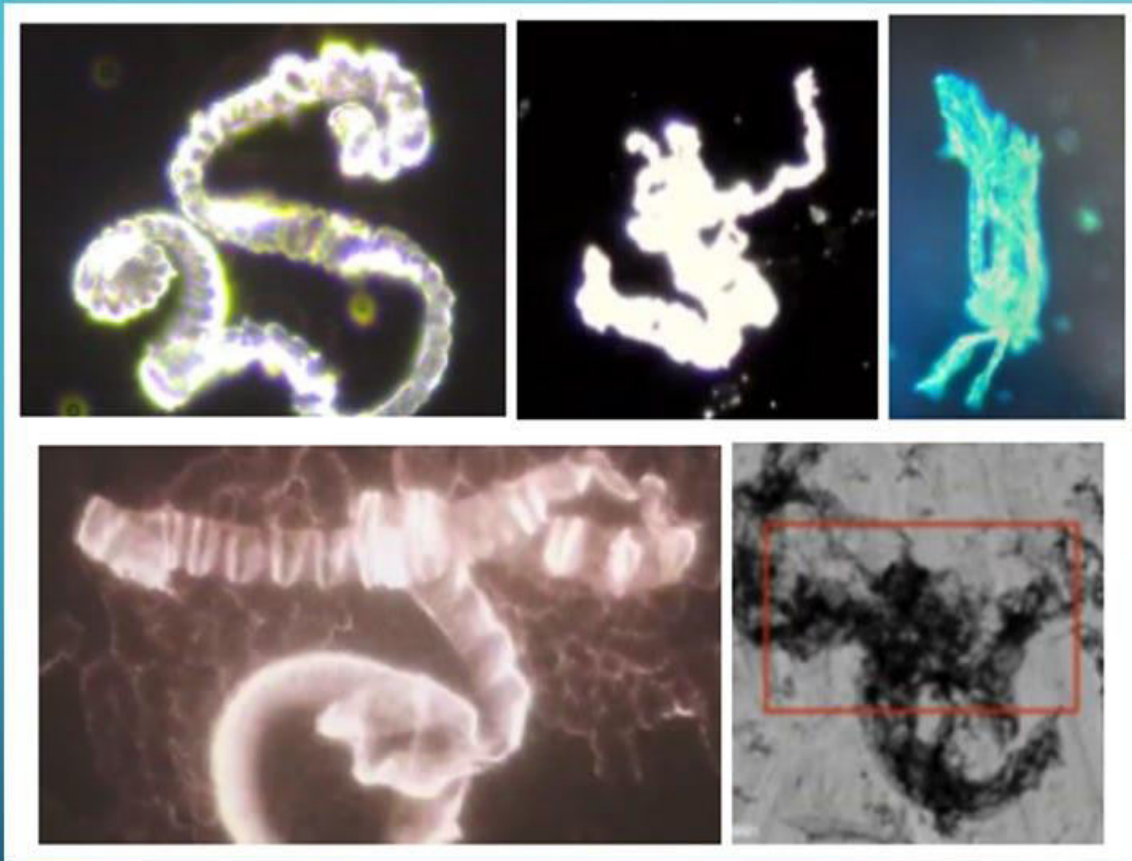
International Journal of Vaccine Theory, Practice, and Research

IJVTPR

*What is in the so-called COVID-19 "Vaccines"? Part 1:  
Evidence of a Global Crime Against Humanity*

- An attempt to synthesize and make publicly available all existing independent investigations into the COVID-19 "vaccine" contents (beginning in July 2021)
- There is by now sufficient evidence to demonstrate that the world has been lied to regarding the COVID-19 "vaccine" contents
- No informed consent = violation of the Nuremberg Code. 5.4 billion people jabbed = arguably the biggest crime in history

# SYNTHETIC BIOLOGY?



[“These Injectable Nanobots Can Walk Around Inside A Human Body”](#)

Each discovered in a single drop of “vaccine”/blood – how many must be circulating in “vaccinated” bodies?

Sources: Vaccines Education Working Group; Austrian researchers; [Giovannini et al.](#); [Ghitalla](#); and a study from Chile



“Andy Vie” (US)



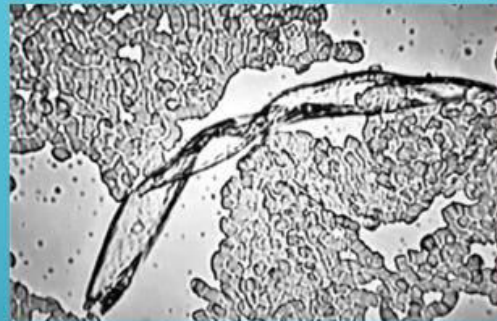
van Welbergen (UK)



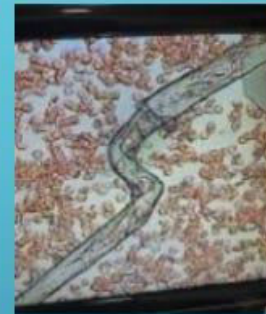
Austrian researchers



Young (US)



Lee et al. (South Korea)



Hall (UK)



Australian Scientists



VEWG (Germany)



Monteverde et al. (Argentina)



Stew Peters Show · Published August 18, 2021 · 238,617 Views

## 20<sup>th</sup> September 2021: Press Conference on Covid Vaccine Deaths – Pathological Institute Reutlingen



I've never seen shapes like this before..

**WATCH:** StewPeters.tv

**BREAKING!**

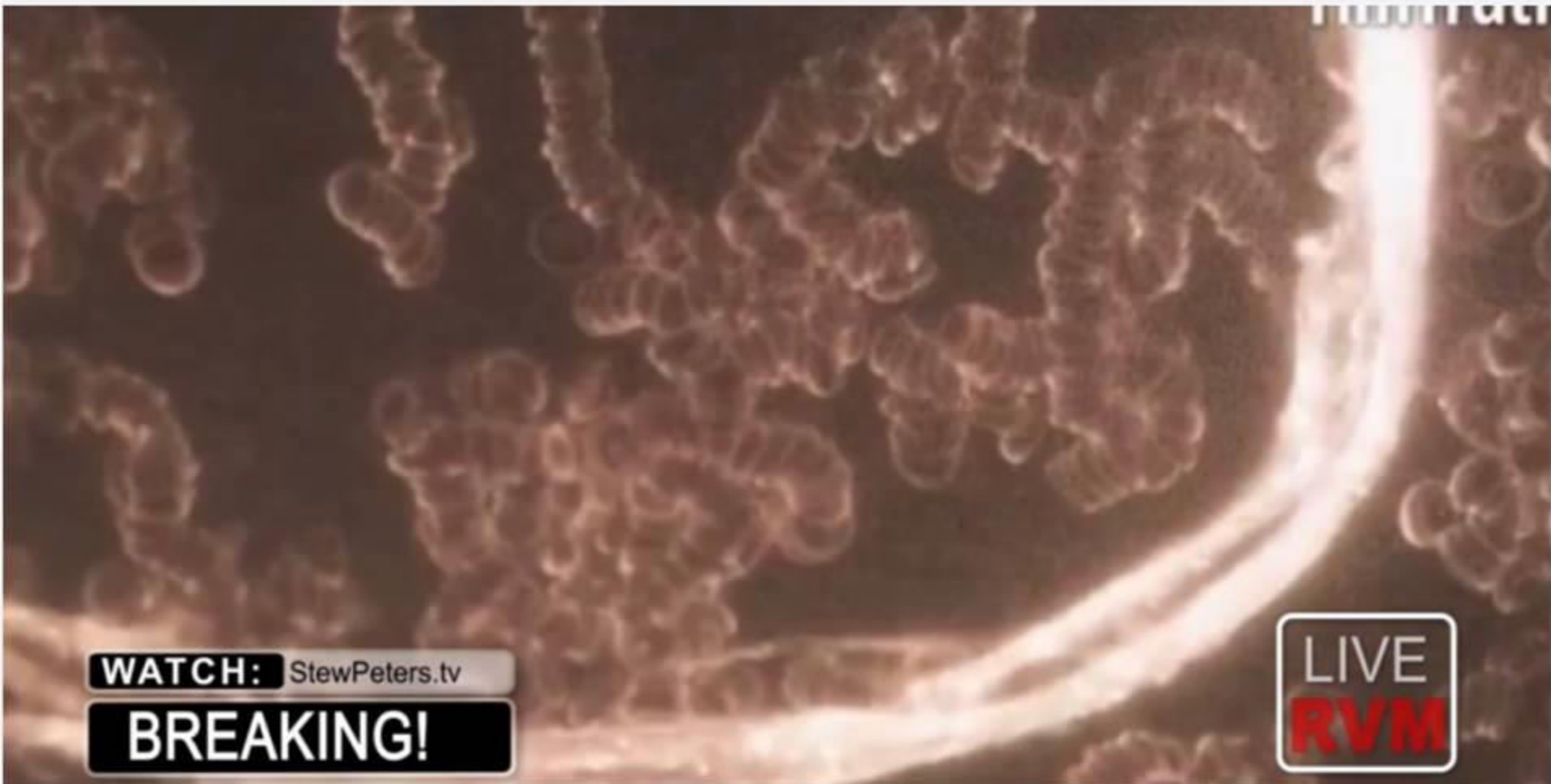
**LIVE  
RVN**

**LIVE** DOCTORS REVEAL FINDINGS, EXAMINED BLOOD OF INOCULATED PATIENTS [RedVoiceMedia.com](http://RedVoiceMedia.com)



Stew Peters Show · Published August 18, 2021 · 238,617 Views

## 20<sup>th</sup> September 2021: Press Conference on Covid Vaccine Deaths – Pathological Institute Reutlingen



**WATCH:** [StewPeters.tv](https://StewPeters.tv)

**BREAKING!**

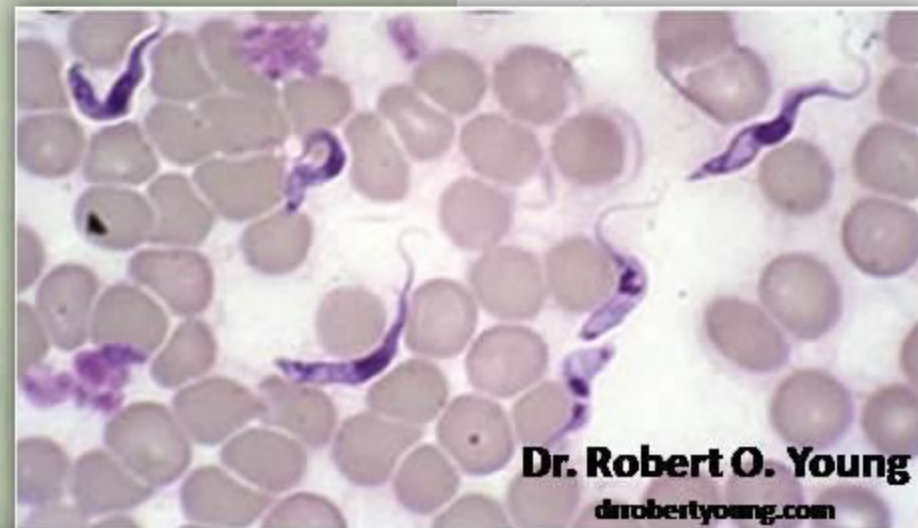
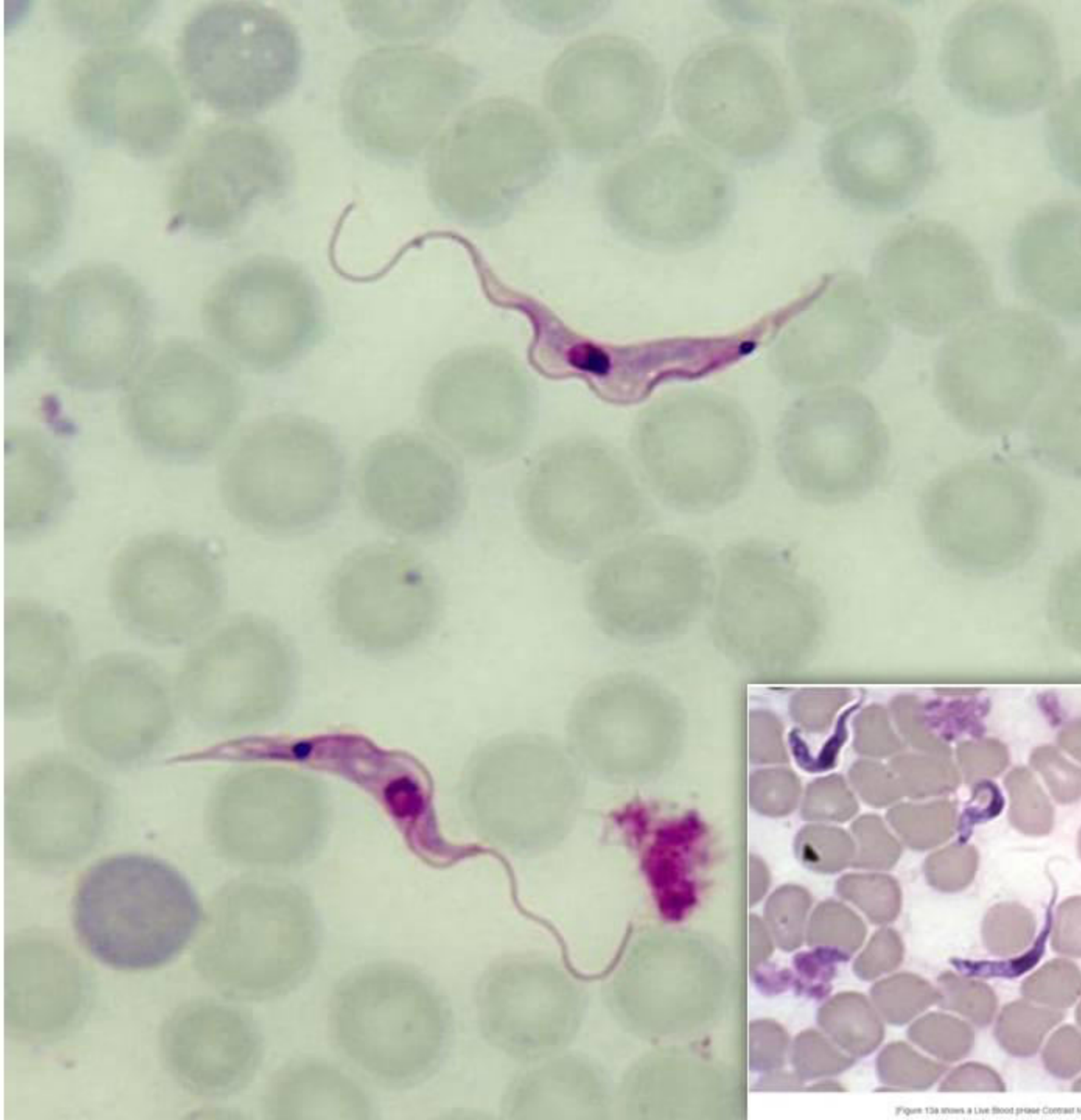
**LIVE**  
**RVM**

**LIVE** DOCTORS REVEAL FINDINGS, EXAMINED BLOOD OF INOCULATED PATIENTS [RedVoiceMedia.com](https://RedVoiceMedia.com)



**Trypanosoma Cruzi**  
**in Pfizer vaccine:**

A lethal  
parasite  
which can  
cause  
acquired  
immune  
deficiency  
syndrome

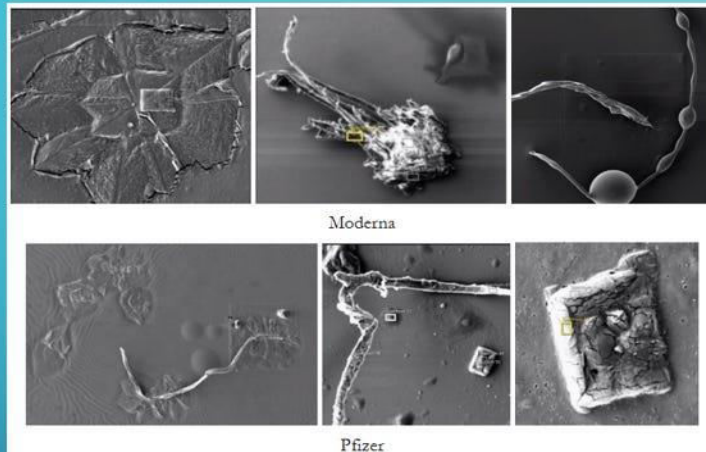


**Dr. Robert O. Young**  
[drrrobertyoung.com](http://drrrobertyoung.com)

The report also shows horrifying lab results obtained by optical microscopy investigation of several vaccine vials: living creatures with tentacles, as well as self-assembling nanorobots. See the micrograph below of a *Hydra vulgaris* parasite viewed by Dr. Madej using optical microscopy at 600x:



# SPECTROSCOPIC ANALYSIS



Nagase: these structures contain neither nitrogen nor phosphorus, two of the six “building blocks of life,” i.e. they cannot be biological. This needs to be independently verified

- Young finds traces of nitrogen but not phosphorous. He also finds carbon, oxygen, magnesium, aluminium, silicon, chloride, calcium, bismuth, titanium, vanadium, iron, copper
- The Vaccines Education Working Group finds caesium, potassium, calcium, barium, cobalt, iron, chromium, titanium, cerium, gadolinium, aluminium, silicon, sulphur, and even antimony, a highly toxic substance (in Moderna).
- What explains the presence of the more exotic elements?

## Comparisons/Commonalities Morgellons Technology and C19 vax

- Morgellons (Harald Kautz-Vella)
- Q- Dot
- Polyethylene Glycol ( Hydrogel)
- Piezoelectric Metals
- Self assembly
- C19 Vax Patents– (Karen Kingston)
- Q-Dot
- Polyethylene Glycol ( Hydrogel)
- Semiconductive Metals
- Self assembly

Non-disclosed Ingredients	Pfizer	Astra Zeneca	Janssen	Moderna
Aluminium	Y			Y
Bismuth	Y			
Cadmium				Y
Calcium				Y
Carbon	Y			Y
Chloride	Y			
Chlorine (from saline solution)	Y	Y	Y	Y
Chromium	Y	Y	Y	
Copper	Y	Y		Y
Graphene oxide	Y	Y	Y	Y
Iron	Y	Y	Y	Y
Lead				Y
Magnesium				Y
Manganese			Y	
Nickel		Y	Y	
Nitrogen	Y			Y
Oxygen	Y			Y
Oxygen chromium				
Phosphorus	Y			Y
Potassium				Y
Selenium				Y
Silicon	Y	Y	Y	Y
Sodium (from saline solution)	Y	Y	Y	Y
Sulphur	Y	Y		
Tin		Y		
Titanium	Y			Y
Trypanosoma cruzi (parasite)	Y			
Vanadium	Y			

For more about the content of the covid jabs and their effect on the body, see:

**Dr. Robert Young**

<https://www.drrobertyoung.com>

**Dr. Ana Mihalcea**

<https://anamihalceamdphd.substack.com/>

**Dr. David Nixon**

<https://davidnixon.substack.com/>

**Eng. Mat Taylor**

<https://woodnstone820.substack.com/>

**Cliff Carnicom (Carnicom Institute)**

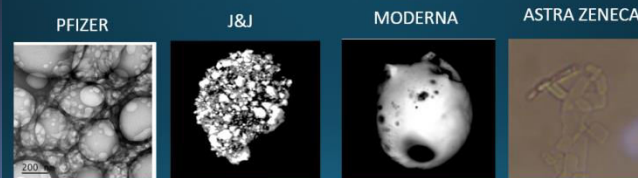
<https://carnicominstitute.substack.com/>

**Eng. Hope & Tivon**

<https://www.ftwproject.com/blog/>  
<https://www.hopegirlblog.com/>

WHAT'S IN THE COVID SHOTS? GRAPHENE OXIDE, STEEL, PARASITES AND MORE

GRAPHENE OXIDE FOUND IN ALL THE COVID SHOTS



Photos from lab work done on Covid Vaccine Vials from Dr. Robert Young and La Quinta Columna. Many other independent lab teams are replicating this work, in the true scientific method.

# COMPUTERIZED THERMAL IMAGING AND LIVE BLOOD ANALYSIS AFTER C19 INJECTION

Ana Maria Mihalcea, MD, PHD and Felipe Reitz



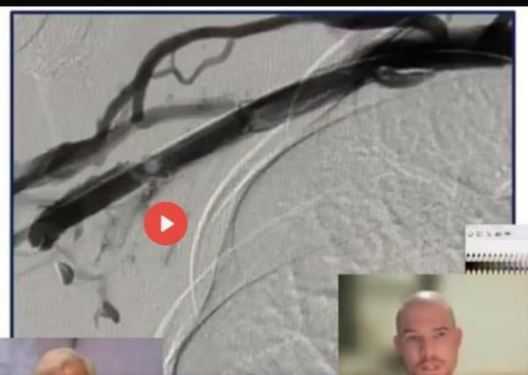
<https://www.bitchute.com/video/QomTdljyPurw/>

<https://www.bitchute.com/video/XgASX6evzysz/>

## BLOOD CLOTS & EMBOLISMS CAUSED BY GRAPHENE OXIDE & 5G IN YOUTH DR. R. YOUNG DR. PAUL MIDDLETON

WATCH VISIBILITY SETTINGS

- | Denominator  |
|--|
| 1 < 40 y.o.  |
| 2 Event occurred during roll-out/mandates                                      |
| 3 Appearance: marbling, fibrous, radiolucent (< blood clot), connected network |
| 4 Venous upper arm   |
| 5 Multiple visits to catheter lab for angiographic imaging/intervention        |
| 6 Poor response to NOAC therapies  |
| 7 Suspicious balloon inflation behaviour/appearance                            |




Video player interface showing a small video window of Dr. Robert Young and a larger video window of Dr. Paul Middleton. The video is at 00:00.

Advertisement for BUYSHARED. NEED A FREE SPEECH WEBSITE? BUYSHARED.

PLAYING NEXT




Advertisement for SHIMON YAN. GLOBALIST SYNTHETIC BIOLOGY AGENDA EXPOSED. SHIMON YAN 1:26:11

Dr. David Nixon – covid vial investigation shows self assembling nano-structures, similar to those observed by La Quinta Columna & others



<https://davidnixon.substack.com/>

# 4G FREQUENCY & REASSEMBLY



Reassembles after **router** turned back on (5-6 second intervals, all within 17 seconds), i.e. EMF-responsive [1h8m54s – 1h9m11s]


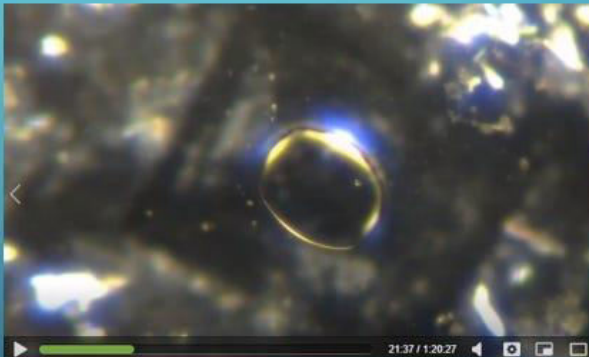
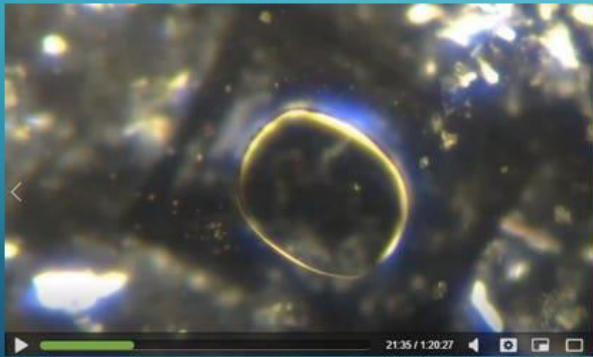
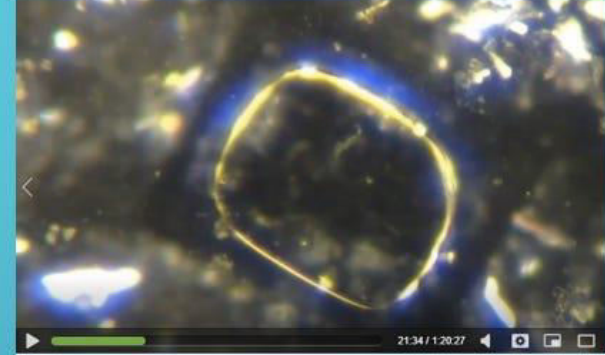


Repeated more than once (replication)

“Each time it regrows it reassembles into a different format”

<https://davidnixon.substack.com/>

Similar research from eng. Mat Taylor:  
<https://woodnstone820.substack.com/>

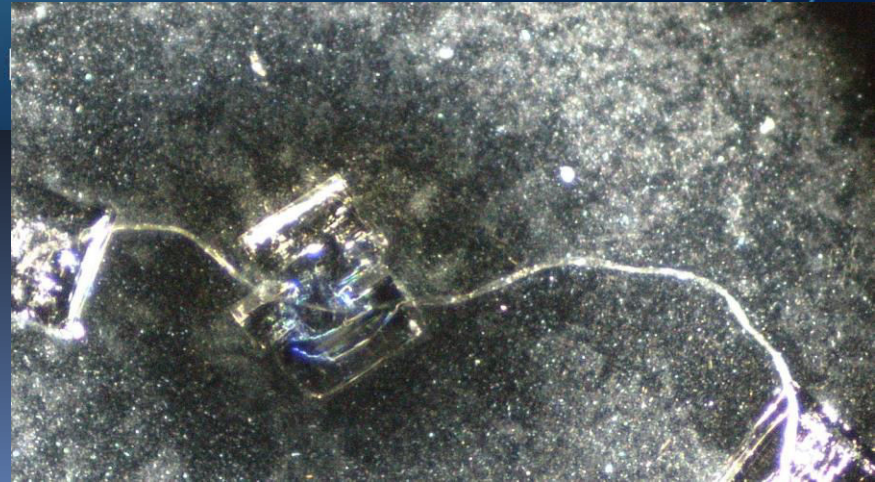
# DISASSEMBLY



Source: [David Nixon](#) [21:32]

What are we looking at here?


<https://davidnixon.substack.com/>





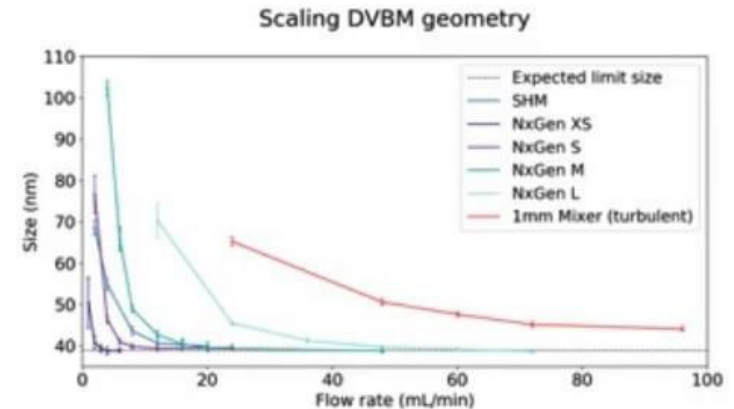


## Precise Control, Reproducible, Scalable, Continuous Flow, Single Pass

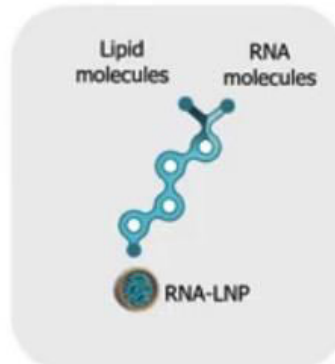


Cryo-TEM

- Nanomedicines, such as RNA-LNP comprise 100,000s molecules that non-covalently self-assemble into drug product
- Particle size, morphology, encapsulation efficiency, charge, all critical to performance of drug product



Microfluidics is fundamentally the optimal way to control particle self-assembly. Exquisitely controlled time-invariant mixing.



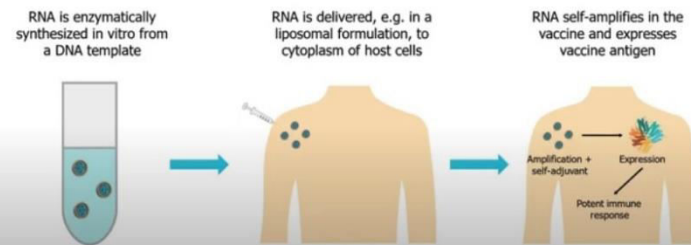
PNI's proprietary microfluidics are a major advancement in the field and designed specifically for industrial nanomedicine manufacture

Existence of self-assembling nano-particles confirmed by specialists in nanotechnology - as well as their medical application, incl. in synthetic vaccines.

### How do saRNA vaccines work?



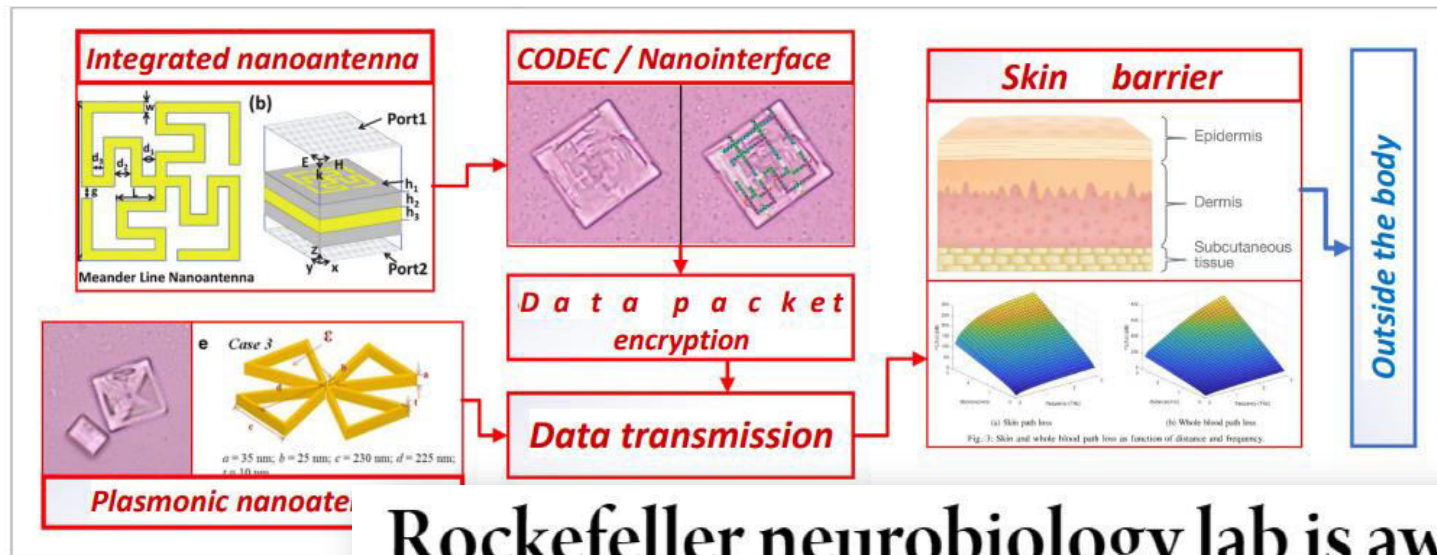
**Synthetic vaccine without the complications of a packaging cell line, contamination with replication competent virus and anti-vector immunity**



# Analysis of the intra-body network components

- The nanointerface is a **more complex QCA circuit**, which contains a nanoantenna for transmitting and receiving TS-OOK signals. With high probability, **it has a CODEC to encrypt the data packets** and retransmit them to the outside.

## Nanointerface

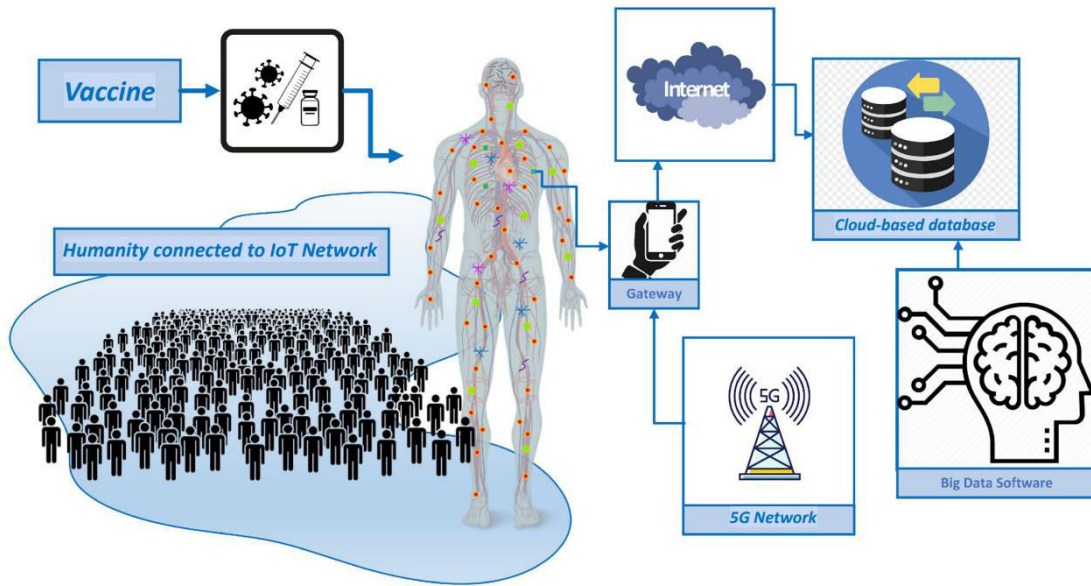


## Rockefeller neurobiology lab is awarded first-round BRAIN initiative grant

October 7, 2014

Scientist Mike Anderson cooperating with La Quinta Columna revealed existent research on RF controlled **INTRA-BODY NANO-NETWORK**

A proposal to develop a new way to remotely control brain cells from Sarah Stanley, a Research Associate in Rockefeller University's Laboratory of Molecular Genetics, headed by Jeffrey M. Friedman, is among the first to receive funding from U.S. President Barack Obama's BRAIN initiative. The project will make use of a technique called **radiogenetics that combines the use of radio waves or magnetic fields with nanoparticles to turn neurons on or off.**



Let's remember the patents...

The Pfizer patent application approved, August 31st, 2021 is the very first patent that shows up in a list of over 18500 for the purpose of remote contact tracing of all vaccinated humans worldwide who will be or are now connected to the "internet of things" by a quantum link of pulsating microwave frequencies of 2.4 GHz or higher from cell towers and satellites directly to the graphene oxide held in the fatty tissues of all persons inoculated

1:41 AM

9 shares

Matt Hancock 'joked about Bill Gates Covid vaccine conspiracy theory by telling aides the Microsoft billionaire "owes me one" considering "how many people I'm getting his chips injected into", ' lockdown leaks reveal

By Olivia Jones For Mailonline  
15:34 EST 05 Mar 2023 , updated 16:58 EST 05 Mar 2023



Sadly, it was not a joke...



US011107588B2

(12) **United States Patent**  
Ehrlich et al.

(10) **Patent No.:** US 11,107,588 B2  
(45) **Date of Patent:** Aug. 31, 2021

(54) **METHODS AND SYSTEMS OF PRIORITIZING TREATMENTS, VACCINATION, TESTING AND/OR ACTIVITIES WHILE PROTECTING THE PRIVACY OF INDIVIDUALS**

H04W 12/069; H04W 4/80; G06N 7/005; G08B 21/02; G07C 9/28; G07C 9/22; G06F 1/163; G06F 3/14; G09G 5/36; (Continued)

(71) Applicants: Gal Ehrlich, Ramat-Gan (IL); Maier Fenster, Petach-Tikva (IL)

(56) **References Cited**  
U.S. PATENT DOCUMENTS

(72) Inventors: Gal Ehrlich, Ramat-Gan (IL); Maier Fenster, Petach-Tikva (IL)

7,705,723 B2 4:2010 Kahn et al.  
8,645,538 B2 2:2014 Pan  
(Continued)

(\* ) Notice: Subject to any disclaimer, the term of this patent is extended or adjusted under 35 U.S.C. 154(b) by 0 days.

OTHER PUBLICATIONS

Office Action and Search Report dated Dec. 17, 2020 From the Israel Patent Office Re. Application No. 276648. (9 Pages.)  
(Continued)

(21) Appl. No.: 17/106,279

Primary Examiner—Anh V La

(22) Filed: Nov. 30, 2020

(65) **Prior Publication Data**  
US 2021/0082583 A1 Mar. 18, 2021

(57) **ABSTRACT**

(30) **Foreign Application Priority Data**

Aug. 11, 2020 (IL) ..... 276648  
Aug. 11, 2020 (IL) ..... 276665  
Sep. 1, 2020 (IL) ..... 277083

System and methods for anonymously selecting subjects for treatment against an infectious disease caused by a pathogen. The system comprises a plurality of electronic devices comprising instructions to generate an ID and, when in proximity of another such electronic device, one or both electronic devices transmit/receive the ID to/from the other electronic device. Then, a score is generated based on a plurality of such received IDs. Additionally, based on information received from a server, relevant treatment instructions are displayed to the subjects based on the received information and the score. The server comprises instructions for sending to the plurality of electronic devices the information to be displayed with the relevant treatment instructions.

(51) **Int. Cl.**  
G06Q 10/00 (2012.01)  
G16H 50/80 (2018.01)  
(Continued)

(52) **U.S. CL.**

## Publication Number

WO/2020/060606 666

## Publication Date

26.03.2020

## International Application No.

PCT/US2019/038084

## International Filing Date

20.06.2019

## IPC

G06Q 20/06 2012.01

G06Q 20/32 2012.01

H04L 9/32 2006.01

G06Q 30/02 2012.01

G06N 3/08 2006.01

## CPC

G06F 3/011

G06N 3/0454

G06N 3/0472

G06N 3/08

G06Q 20/18

G06Q 20/321

[View more classifications](#)

## Applicants

**MICROSOFT TECHNOLOGY LICENSING, LLC**  
[US]/[US]

One Microsoft Way Redmond, Washington  
98052-6399, US

## Inventors

ABRAMSON, Dustin

FU, Derrick

JOHNSON, Joseph Edwin, JR.

## Title

**[EN] CRYPTOCURRENCY SYSTEM USING BODY ACTIVITY DATA**

[FR] SYSTEME DE CRYPTOMONNAIE UTILISANT DES DONNEES D'ACTIVITE CORPORELLE

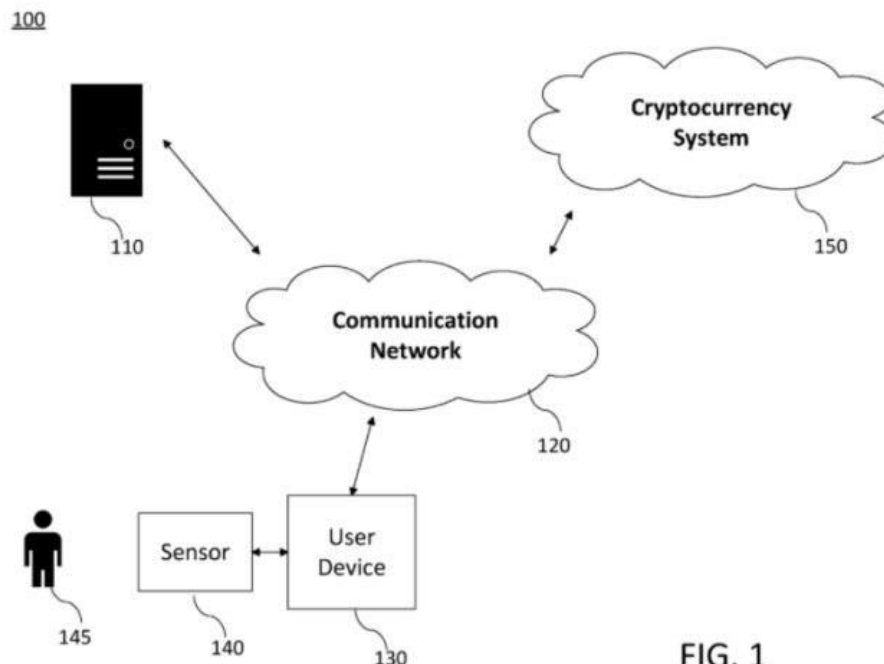


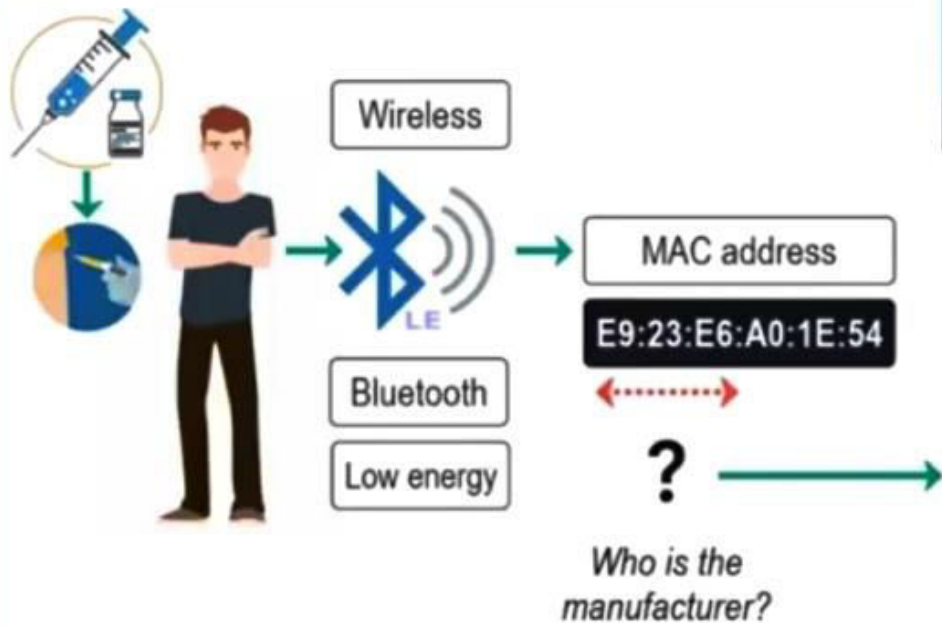
FIG. 1

<https://archive.vn/vJOIm>

## Abstract

[EN]

Human body activity associated with a task provided to a user may be used in a mining process of a cryptocurrency system. A server may provide a task to a device of a user which is communicatively coupled to the server. A sensor communicatively coupled to or comprised in the device of the user may sense body activity of the user. Body activity data may be generated based on the sensed body activity of the user. The cryptocurrency system communicatively coupled to the device of the user may verify if the body activity data satisfies one or more conditions set by the cryptocurrency system, and award cryptocurrency to the user whose body activity data is verified.



DNSCHECKER

Home All Tools DNS Lookup ISP DNS Servers Public DNS List

### MAC Address Lookup

MAC Lookup Tool provides you information about any MAC Address or through the operating system after it installs in computer. You can view "Physical Address" actually indicates your networking card MAC Address

Enter MAC Address or OUI or Vendor Name:

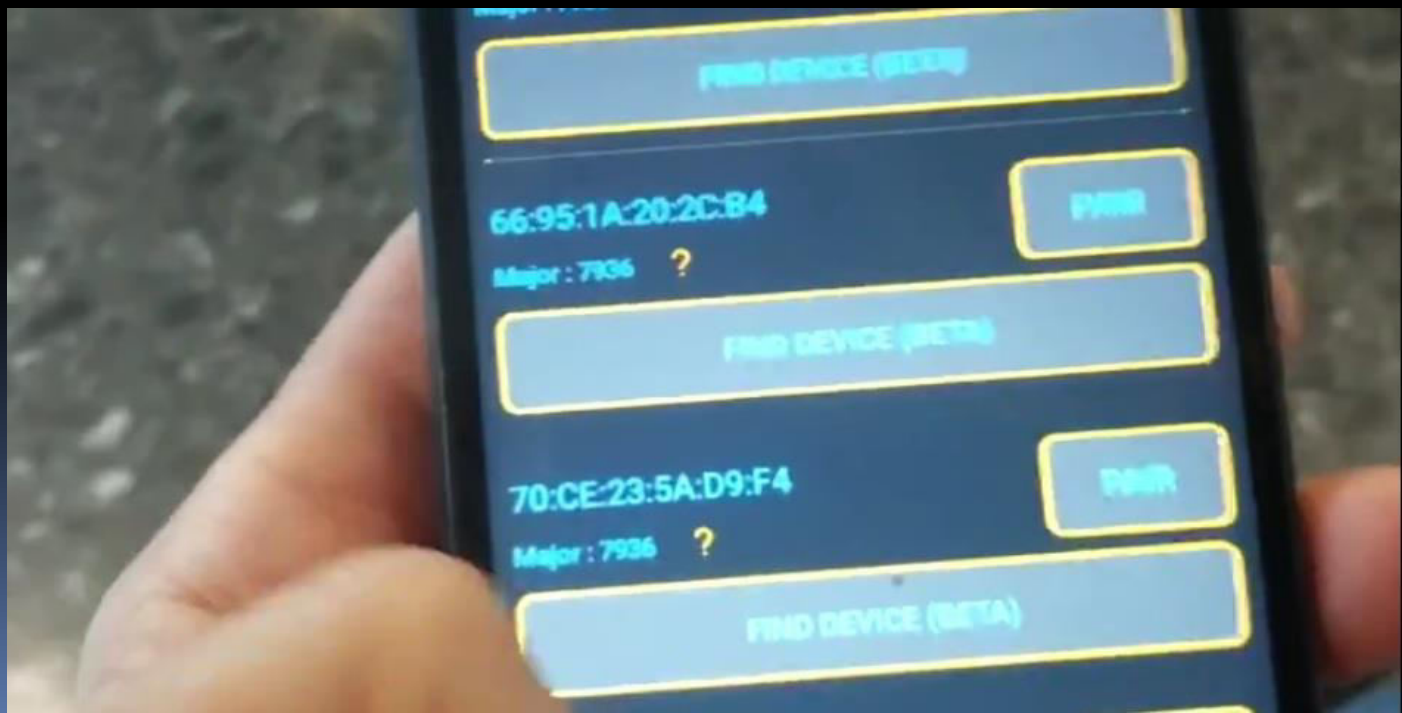
E9-23-E6-A0-1E-54

Enter any MAC Address or OUI to check its vendor or enter a vendor name

Search

Bluetooth Pair Shows many undefined MAC ADDRESSES In public places...

- Studies of independent researchers indicate many of the vaccinated people do emit such codes



Everything is connected...  
... and everything is tracked in the Internet of Things World...



RLighthouse.com, 31 Dec 2018, Rev 9

References: [space-track.org](http://space-track.org)  
[navcen.uscg.gov](http://navcen.uscg.gov)  
[in-the-sky.org/satmap\\_radar.php](http://in-the-sky.org/satmap_radar.php)  
[GPS.AFSPC.AF.MIL](http://GPS.AFSPC.AF.MIL)

These microwaves cause brain damage.



## ARRC Seminar Series - Prof. Ian F. Akyildiz

<https://www.youtube.com/watch?v=YAtQFkEg5-w&t=325>

-confirming the presence of nanomachines in the covid vaccines, the use of graphene and the land-space grid of surveillance (also shared on bitchute.com, rumble.com)

### ARRC Seminar Series

**Prof. Ian F. Akyildiz**

Georgia Institute of Technology,  
Scientific Advisory Board for ARRC



Ian Akyildiz - TerraHertz communication - fragment 1.mp4



Ian Akyildiz - TerraHertz communication - fragment 6.mp4



Ian Akyildiz - TerraHertz communication - fragment 4.mp4



Ian Akyildiz - TerraHertz communication - fragment 7.mp4

# WHAT WORLD WE ARE LIVING IN: COVID INJECTIONS ARE WORKING (FOR TRANSHUMANIST CONTROL & DESTRUCTION)

WATCH VISIBILITY SETTINGS



PLAYING NEXT



Two related video compilations on Unite For Truth Scotland (bitchute.com)

<https://www.bitchute.com/video/2lj4zQORAYLq/>

# CONNECTED - THE INTRA-BODY NANO-NETWORK (A VIDEOCOMPILATION) SEPTEMBER 2023

WATCH VISIBILITY SETTINGS



PLAYING NEXT

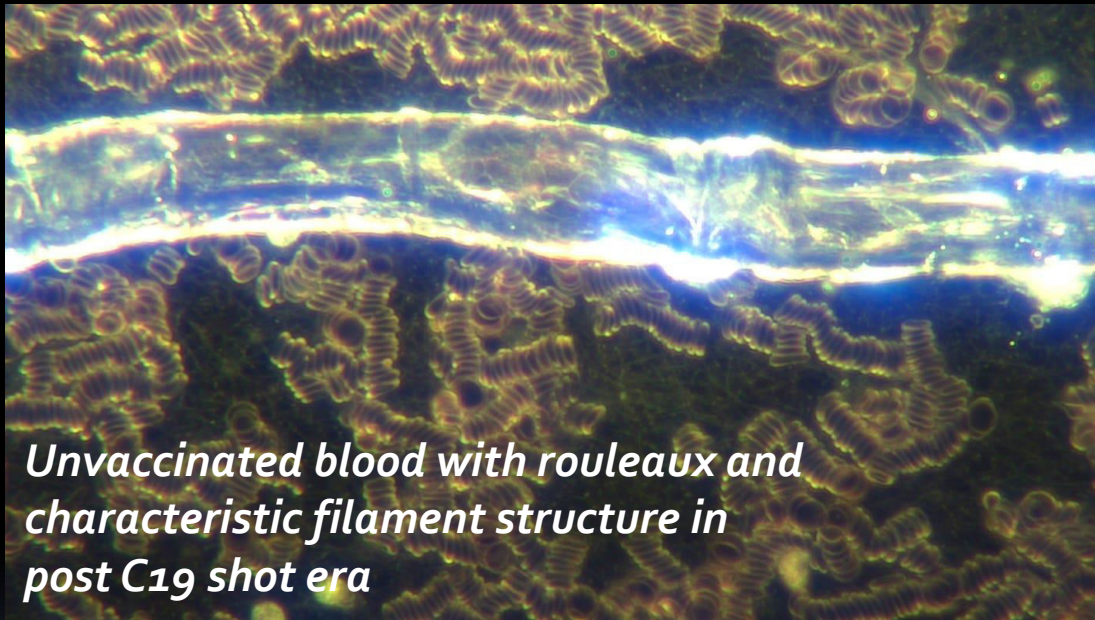
<https://www.bitchute.com/video/UQLrgMuRIWIN/>



# UNVAXXED BLOOD CONTAMINATION 2023

Unvaccinated vs Vaccinated Blood Comparison - Infrared Spectroscopy and Electrical Conductivity Studies - Ana Mihalcea, MD, PhD In Conjunction with Clifford Carnicom

<https://anamihalceamdphd.substack.com/p/unvaccinated-vs-vaccinated-blood>

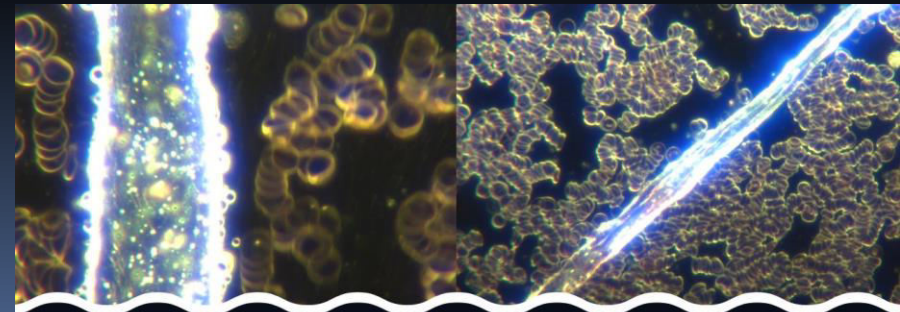


*Unvaccinated blood with rouleaux and characteristic filament structure in post C19 shot era*

Dr. Mihalcea:

*"ribbon like structures have been found in vaccinated and unvaccinated live blood analysis at an unprecedented rate, in addition to extensive rouleaux formation and micro clotting."*

Note: Dr. Mihalcea calls this not Graphene, but Hydrogel Polymer encapsulating a payload which can be mRNA, toxins, Quantum dots that magnetically alter the human genetic information by modifying the spin states of subatomic particles, or as called by Cliff Carnicom, CBD - Cross Domain Bacteria (Morgellons) aka a Hydrogel Polymer synthetic life form

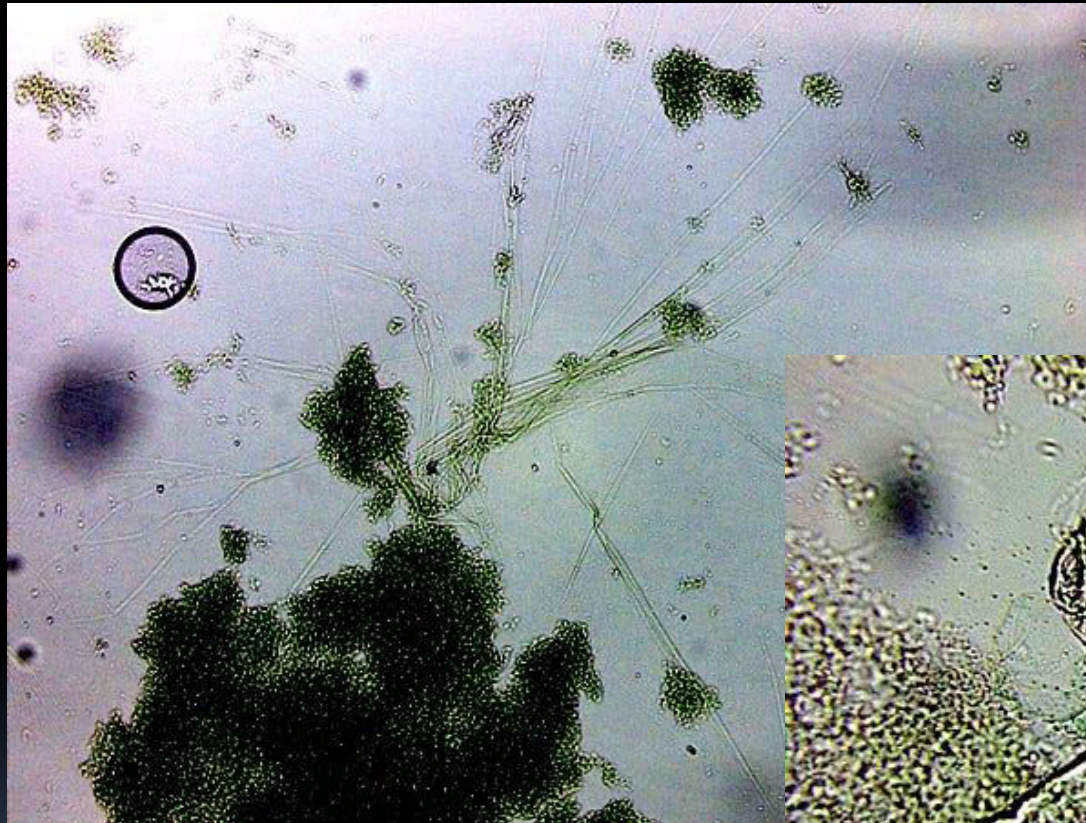


Unvaccinated Patients with Chronic Fatigue/ Long Covid Live Blood Findings Dr. Ana's office

# UNVAXXED BLOOD CONTAMINATION 2023

Unvaccinated Blood Unrecognizable After Application Of Low Level Electrical Current  
And Structures Rapidly Grow - Clifford Carnicom's Findings Confirmed

<https://anamihalceamdphd.substack.com/p/unvaccinated-blood-unrecognizable>



*Carnicom Institute: Human Blood Sample Subjected to AC Voltammetry Electrochemistry CDB Presence & Filament Formation is Evident Magnification ~ 1500x.*



*Carnicom Institute: CDB Filament Formation in Blood Sample (Lower Layer) Subjected to Low Level Electrical Current ~1500x.*

See also: NZ Conference, mass testing for body tech and results thereof.

<https://woodnstone820.substack.com/p/nz-conference-mass-testing-for-body>

The agenda was not, in fact, secret. We have been warned...

Allow me to introduce Klaus Schwab's top advisor, Professor Yuval Noah Harari.

## WEF Says 'Billions' Who Complied With Lockdown Restrictions Will Also Comply With 'Social-Credit Scheme'



Fact checked

September 19, 2022 Baxter Dmitry

3 Comments



**"Humans are now hackable animals. The whole idea that humans have this 'soul' or 'spirit', and nobody knows what's happening inside them, and they have free will—that's over."**

**- Yuval Noah Harari**



Military document present on the UK Govt's page:

<https://www.gov.uk/government/publications/human-augmentation-the-dawn-of-a-new-paradigm>



# UN General Assembly Approves Global Pandemic "Authority" With Lockdown Enforcement Powers

TOPICS: Cassie B Lockdown United Nations  
SEPTEMBER 25, 2023

# NWO – WHO – NOW

Time to control the entire humanity is here!

## Timeline 2020 to 2023+

### WHO/Govt World Emergency Law COVID-19/IHR



What World We are living in

# THE VACCINATION RACKET

part 1

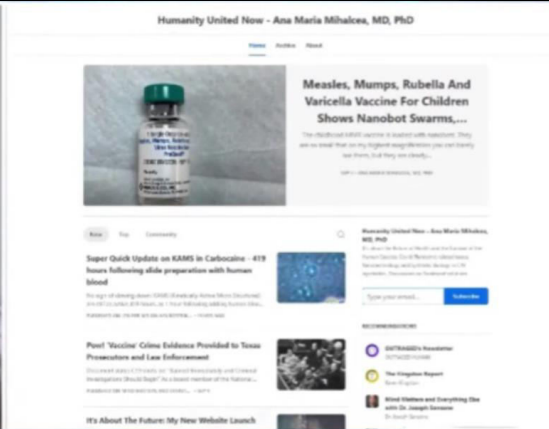
FIRST IT WAS ONLY ABOUT POISON



<https://www.bitchute.com/video/7lBqEzcfBlng/>  
<https://www.bitchute.com/video/4blosGxqj2gw/>

Dr. Ana Mihalcea

<https://anamihalceamdphd.substack.com/>



UNRESTRICTED TRUTHS

ANA MIHALCEA, M.D., PH.D



Related video compilations on:

Unite For Truth Scotland  
(Bitchute.com)

Unite For Truth Edu  
(rumble.com)

*(see the list of links at the end)*

What World We are living in

# THE VACCINATION RACKET

part 2

SECOND, IT WAS ABOUT TOTAL CONTROL & TRANSHUMANISM

(FLU, COVID & OTHER 'VACCINES')



WHAT WORLD WE ARE LIVING IN: INJURED, MAIMED AND KILLED BY DESIGN

WATCH VISIBILITY SETTINGS

# INJURED, MAIMED & KILLED BY DESIGN

## A 'Covid-19 Vaccines' GLOBAL GENOCIDE STORY (compilation of testimonies)

WHAT WORLD WE ARE LIVING IN: THE MASS GENOCIDE OF CHILDREN (RISE OF INJURY/DEATH AMONG THE C-VAXXED)

WATCH VISIBILITY SETTINGS

# THE MASS GENOCIDE OF CHILDREN



HUGE RISE OF INJURY & DEATH AMONG THE C-VAXXED

2021-2022

OBEY BUY A BITCHUTE SUBSCRIPTION TODAY



PLAYING NEXT



REAL NOT RARE - Moira Brown, Stirling September 3rd 2022 (mirror) [View on YouTube](#)

ULTIMATE BETRAYAL: MANDATORY C-INJECTIONS FOR CHILDREN IN THE CONTEXT OF PROVEN GENOCIDE, AI CONTROL

WATCH VISIBILITY SETTINGS

AN ULTIMATE BETRAYAL:

## MANDATORY COVID INJECTIONS FOR CHILDREN



in the context of

OBEY BUY A BITCHUTE SUBSCRIPTION TODAY



PLAYING NEXT



WHAT WORLD WE ARE LIVING IN: UNITED WE STAND, DIVIDED WE FALL - SUPPRESSED TRUTHS ON C-VAXX

WATCH VISIBILITY SETTINGS



are there many of you your age that are against this?

WHY ARE THE CHILDREN GETTING SO SICK? CONVERGENCE OF TOXICITY (GRAPHENE/NANO, VAX, EMF...) JAN 2023

BITCHUTE MEMBERSHIP

Extra channels & playlists Exclusive badges & rewards

Buy Now

PLAYING NEXT



WHAT WORLD WE ARE LIVING IN - THE MASS GENOCIDE OF BABIES AND GLOBAL INFERTILITY

WATCH VISIBILITY SETTINGS

What World We are living in

## PHASE 3: THE MASS GENOCIDE OF BABIES & GLOBAL INFERTILITY

ARE WE GONNA ALLOW THIS TO BE THE END OF HUMANITY?

NordVPN

Protect your digital world 24/7.

Get 68% off + 3 extra months

Get the Deal

PLAYING NEXT

DETOXING FROM GRAPHENE NANOSHOTS & NANOTECHNOLOGY EMF PROTECTION

WATCH VISIBILITY SETTINGS

WHY ARE THE CHILDREN GETTING SO SICK ?

WELL, IS IT NOT THIS GIANT, CRIMINAL CONVERGENCE OF TOXICITY ?!

THE GRAPHENE NANOSHOTS (COVID, FLU & OTHER) & SHEDDING, WIFI RADIATION, MASK WEARING, FOOD CHAIN POISONING ETC, ETC...

January 2022

Unite For Truth Scotland (bitchute.com)

unitefortruth.online

NordVPN

Protect your digital world 24/7.

Get 68% off + 3 extra months

Get the Deal

PLAYING NEXT

SCHOOL

- Age 5-7 - 'Child' sacrifice
- Age 8-10 - 'Child' abuse
- Age 11-13 - 'Child' neglect

The People's Lawyer - UK: HOME

# WHAT WORLD WE ARE LIVING IN - THE NEW AIDS & CANCER EPIDEMICS (CONVERGENCE OF TOXICITY)

WATCH VISIBILITY SETTINGS

Video compilations on:

Unite For Truth Scotland  
(Bitchute.com)

Unite For Truth Edu  
(rumble.com)

## What World We ARE LIVING IN

### THE NEW AIDS & CANCER EPIDEMICS

#### - A CONVERGENCE OF TOXICITY -

#### (THE SHOTS, THE RADIATION & THE POISONS)

A compilation of critical testimonies  
February 2022



BlogChute

The BitChute Blog

PLAYING NEXT



# NEUROLOGICAL DESTRUCTION - THE BRAIN AS THE BATTLEFIELD

WATCH VISIBILITY SETTINGS

Multiple Sclerosis (MS) 3 / 15  
This condition damages a coating on your nerves called myelin. When this happens, you may get symptoms that include shaking in your hands or other parts of your body. Medication is the most common way to treat it. A physical or occupational therapist can help you learn ways to manage your symptoms.

FLAMMABLE  
KEEP FIRE AWAY

DARPA

00:00

# CARDIO-VASCULAR DESTRUCTION - THE ELEPHANT(S) IN THE ROOM

WATCH VISIBILITY SETTINGS

COVID-19 Vaccines and Myocarditis Link Probed by Researchers  
If theories are under investigation seeking to explain heart-inflammation conditions among small numbers of vaccine recipients.

UPCOMING EVENTS

IS Behind the...  
Nov 22 2021

Nov 22 2021  
Nov 22 2021  
Nov 22 2021


00:00





DEATH BY A TRILLION CUTS (PART 1) - GRAPHENE OXIDE & NANOBOTS IN COVID V@XX. THE WIRELESS CONNECTION

WATCH VISIBILITY SETTINGS



**BITCHUTE**  
HELP US GROW



Donate

PLAYING NEXT



DEATH BY A TRILLION CUTS PATENTS AND SCIENCE OF THE NANO SHOTS

WATCH VISIBILITY SETTINGS

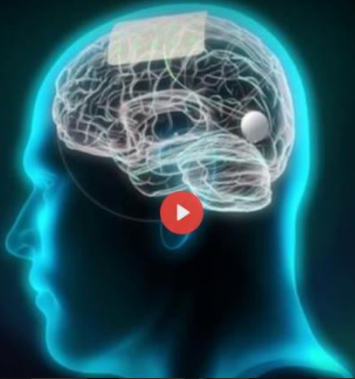
**DEATH BY A TRILLION CUTS**  
**PATENTS AND SCIENCE**  
**OF THE NANO-SHOTS**  
**IN THE CONTEXT OF TRANSHUMANISM**

a video compilation  
(2022)

Unite For Truth Scotland (Bitchute.com)

DEATH BY A TRILLION CUTS (PART 2) - GRAPHENE OXIDE & NANOBOTS IN AND AROUND US

WATCH VISIBILITY SETTINGS




**BITCHUTE**  
MEMBERSHIP

Extra channels & playlists  
Exclusive badges & rewards

Buy Now

PLAYING NEXT



DEATH BY A TRILLION CUTS - THE CONTENT OF THE COVID VIALS - SUMMARY 2022

WATCH VISIBILITY SETTINGS

**Death by a Trillion Cuts**  
**THE CONTENT OF THE COVID VIALS**

censored results of independent research  
- summary 2022 -

unitefortruth.online  
Unite For Truth Scotland

DEATH BY A TRILLION CUTS (PART 3) - ABOMINATION OF DESOLATION - REPLACED BY CYBORGS IN THE AI - NWO

WATCH VISIBILITY SETTINGS



NordVPN

Protect your digital world 24/7.

Get 68% off  
+ 3 extra months


Get the Deal

PLAYING NEXT



WHAT WORLD WE ARE LIVING IN: MICROCHIPPING, NANOCHIPPING, VACCINATING (TRANSHUMANIST FUTURE IS NOW!)

WATCH VISIBILITY SETTINGS



**BITCHUTE**  
HELP US GROW

PLAYING NEXT

Death by a Trillion Cuts  
ONGOING WAR ON THE  
- a compilation of  
independent internet  
investigations  
Unite For Truth Scotland

© 2022


Blog  
The BitC

PLAYING NEXT



# DEATH BY A TRILLION CUTS - WAR OF THE VAXX ON THE BLOOD

WATCH VISIBILITY SETTINGS



## WHAT WORLD WE ARE LIVING IN: COVID INJECTIONS ARE WORKING (FOR TRANSHUMANIST CONTROL & DESTRUCTION)

WATCH VISIBILITY SETTINGS

Graphene sensors read low-frequency neural waves associated with different brain states. A biocompatible graphene-based implant safely measures and predicts brain states... and literally collect information such as memories... local thoughts...

Wyss Institute  
A cell-targeted, payload-delivering DNA nanorobot

Unite For Truth Scotland

PLAYING NEXT

Greenheart Growers - Andy Mc Govern presenting his farm project to Steve Pollard

RELATED VIDEOS

Video compilations on:  
Unite For Truth Scotland  
(Bitchute.com)

# DEATH BY A TRILLION CUTS - ONGOING WAR OF THE VAXX ON THE BLOOD... 2022

WATCH VISIBILITY SETTINGS

**Death by a Trillion Cuts**

**ONGOING WAR OF THE VAXX ON THE BLOOD**

- a compilation of suppressed independent international investigation 2022

unitefortruth.online  
Unite For Truth Scotland

## DEATH BY A TRILLION CUTS (PART 7) - HUGE INCREASE IN DEATH, SYNTHETIC CLOTS; TRANSHUMANISM LINK

WATCH VISIBILITY SETTINGS

**DEATH BY A TRILLION CUTS**

INSURANCE COMPANIES, FUNERAL DIRECTORS POINTING AT  
**HUGE INCREASE IN DEATHS OF YOUNG PEOPLE CHILDREN AND BABIES AFTER THE ROLLOUT OF C@VAXX**

PROOFS OF  
**STRANGE, SYNTHETIC CLOTS DEVELOPING IN THE BODIES OF VAXXED PEOPLE**

THE LINK WITH TRANSHUMANISM (video compilation)

**OBEY** BUY A SUBSCRIPTION TODAY

PLAYING NEXT

Death By A Trillion Cuts  
**MONKEYPOX**

(a video compilation)  
PLANNING LINK WITH COVID-19  
EMERGENCY NUCLEAR RADIATION  
- CONTROL MEASURES  
+ PROCEEDINGS FOR FULL PERIOD OF...

Unite For Truth Edu  
(rumble.com)

# WHAT WORLD WE ARE LIVING IN - WHY SUDDEN DEATH IS THE NEW NORMAL (CONVERGENCE OF TOXICITY)

WATCH VISIBILITY SETTINGS



NEED A FREE SPEECH WEBSITE?  
BUYSHARED.

PLAYING NEXT

Hormonal Incident @ Avant Garde

<https://www.bitchute.com/video/K7fdoajrgXaw/>

<https://www.bitchute.com/video/eOC7vqQJW37n>

## SUDDEN DEATH ACCOMPANIED BY NEUROLOGICAL SYMPTOMS - LINK WITH GRAPHENE, EMF RADIATION & LIGHT

WATCH VISIBILITY SETTINGS



OBEY BUY A BITCHUT SUBSCRIPTION TODAY

PLAYING NEXT

REBEL NEWS 24/7 UK

Rebel News gathering support for

Video compilations on:

Unite For Truth Scotland (Bitchute.com)

Unite For Truth Edu (rumble.com)

# WHAT WORLD WE ARE LIVING IN: THERE IS NO PURE BLOOD ANYMORE! (GRAPHENE SHEDDING, CONTAMINATION)

WATCH VISIBILITY SETTINGS

**What World We are living in:**

**THERE IS NO PURE BLOOD ANYMORE !**

**GRAPHENE/NANO FROM SHEDDING  
AND ENVIRONMENT CONTAMINATION  
+ CONVERGENT EMF RADIATION  
& RESONANCE AFFECTING THE UNVAXXED**

**DETOX & EMF PROTECTION ESSENTIAL FOR ALL  
(last hour of the video compilation)**

**WHAT WORLD ARE WE LIVING IN**

**IS THIS MEANT TO BE THE END OF HUMANITY?**

**GRAPHENE, HYDROGEL & NANOTECHNOLOGY**

**ARE POISONING EVERYTHING !**

Epub 2018 Oct 11

**Graphene oxide touches blood: in vivo interactions of bio-coronated 2D materials**

Ralmien <sup>1</sup>, G Perini, M De Spirito, M...

Affiliation: + expand

PMID: 32254085 DO: 10.1039/c8nh00...

From **Geoengineered Transhumanism**

- Elana Freeland:


**Graphene Based Hydrogel is basically an AI-controlled neuroelectronic swarm intelligence system.**

Before entering the body it is a non-metallic chemical agent, but with the body heat and contact with hydrogen, it becomes extremely **biomagnetic and capable of absorbing energy from electromagnetic waves in the 5G band**, thus oxidizing rapidly and acting as a free radical that can quicken **THROMBOSIS ( blood clotting)**, myocarditis, and pericarditis in 5G environments. Graphene is programmable - for example , how it seeks out vital organs ( brain and heart) according to their frequency, electromagnetic fields, temperature, etc. **Graphene produces a magnetic filed mental fog that prevention the inoculated from thinking clearly or comprehending what they are reading or seeing.**




# FROM LED LIGHTS TO SMART NODES (in the SMART CITY) – Internet of Things



# How efficient is the LED illumination in comparison to INCANDESCENT?... You judge.



INCANDESCENT  
Illumination



Contrast WHITE LED  
Versus INCANDESCENT  
Illumination



WHITE LED  
Illumination



There have been official warnings about the dangers of LED LIGHT, but the officials couldn't care less about them...

www.jcb.com

# Highways

PART OF TRANSPORT NETWORK

Home Magazine ▾ News Editorial Board Highways Directory Advertising Events Podcasts Jobs

## Most Popular News

Surrey seeks market help with rethink of £615m highways services

Local authorities 'at risk' of failing statutory road safety duties

Analysis: The Govt must stay the course and not let this sector go backwards

Limited visibility: How do we model for a net zero future?

DfT allocates £37m to EV innovation winners

## Public Health England issues LED street lighting warning

03/04/2018

Public Health England has warned that high levels of blue light in LED street lighting can be uncomfortable and are 'known to cause damage to the retina'.

The executive agency of the Department of Health also suggested that 'daylight-running lights on cars' can mean that older drivers 'will be dazzled by oncoming vehicles with the risk that they may not see hazards until too late' - a problem exacerbated by fog.

LED street lights have been used to replace older forms of street lighting across the UK as they are much cheaper to run, easier to control and can have less light dispersal.

However John O'Hagan of Public Health England warned that social and health factors should be considered, as well as financial.




**JOBS**



### The visible spectrum

colour*	wavelength (nm)	frequency (10 <sup>14</sup> Hz)
green	550	5.45
cyan	500	5.99
blue	450	6.66
violet (limit)	400	7.50



OPEN

SUBJECT AREAS:  
STRESS SIGNALLING  
CELL DEATH

Received  
24 January 2014

Accepted  
21 May 2014

Published  
9 June 2014

Correspondence and  
requests for materials  
should be addressed to  
H.H. (hidehara@gifu-  
pu.ac.jp)

# Damage of photoreceptor-derived cells in culture induced by light emitting diode-derived blue light

Yoshiki Kuse, Kenjiro Ogawa, Kazuhiro Tsuruma, Masamitsu Shimazawa & Hideaki Hara

Molecular Pharmacology, Department of Biofunctional Evaluation, Gifu Pharmaceutical University, 1-25-4 Daigaku-nishi, Gifu 501-1196, Japan.

Our eyes are increasingly exposed to light from the emitting diode (LED) light of video display terminals (VDT) which contain much blue light. VDTs are equipped with televisions, personal computers, and smart phones. The present study aims to clarify the mechanism underlying blue LED light-induced photoreceptor cell damage. Murine cone photoreceptor-derived cells (661 W) were exposed to blue, white, or green LED light (0.38 mW/cm<sup>2</sup>). In the present study, blue LED light increased reactive oxygen species (ROS) production, altered the protein expression level, induced the aggregation of short-wavelength opsins (S-opsin), resulting in severe cell damage. While, blue LED light damaged the primary retinal cells and the damage was photoreceptor specific. *N*-Acetylcysteine (NAC), an antioxidant, protected against the cellular damage induced by blue LED light. Overall, the LED light induced cell damage was wavelength-, but not energy-dependent and may cause more severe retinal photoreceptor cell damage than the other LED light.

# AMA Recommendation

**Street lights with color  
temperatures  
less than 3000 Kelvins**



UNIVERSITY OF  
**EXETER**

## “Blue light” of LED streetlights linked to breast and prostate cancer

The “blue light” emitted by street lights including LEDs, and commercial outdoor lighting such as advertising, is linked to a significant increase in the risk of breast and prostate cancer, innovative new research has concluded.

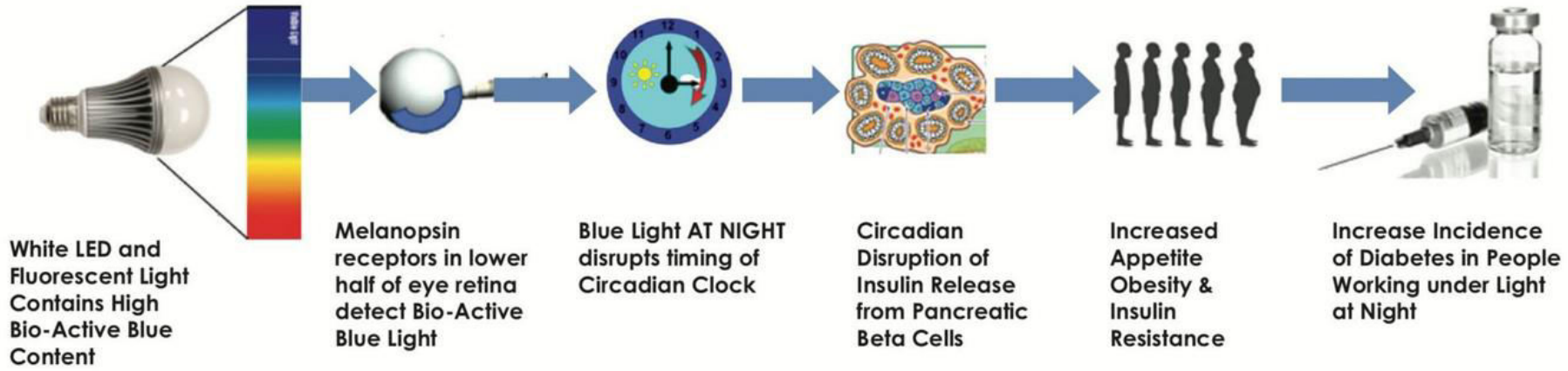
A study led by the Barcelona Institute for Global Health (ISGlobal) and involving the University of Exeter found that participants living in large cities with heavy exposure to blue lights at night had double the risk of prostate cancer and 1.5 times higher risk of breast cancer. This was compared to populations with less exposure to blue light.

Older lighting schemes emit a glow within the “orange” spectrum, but new modern lighting creates a bright “blue” light emission. The researchers found the bluer the light emission that people in large cities were exposed to, the higher the risk of cancer. The study also found that people who lived in homes with darker rooms, by using window shutters for example, had lower risk than those who did not.

The study, published in *Environmental Health Perspectives* includes medical and epidemiological data of more than 4,000 people between 20 and 85 years of age in 11 Spanish regions. It particularly examined Madrid and Barcelona. Indoor exposure to artificial light was determined through personal questionnaires. In the first study of its kind, outdoor levels of artificial light were evaluated based on night-time images taken by astronauts aboard the International Space Station.



New research suggests a link between the “blue light” emitted by street lights and an increased risk of certain cancers



Nakamura, S (2015) Rev. Mod. Phys. 87, 1139-1151	Bailes, HJ & Lucas, RJ (2013). Proc. Roy. Soc. B. 280: 20122987, 1-9	Lockley SW, et al. (2003) J Clin Endocrinol Metab 88: 4502-4505	Qian J et al (2013) Diabetes 62: 3469-3478	Leproult et al (2014) Diabetes 63: 1860-1869	Gan Y et al (2015) Occup Environ Med 72: 72-78
Stevens R et al (2014) CA Cancer J 64: 207-218	Glickman, G et al (2003) J Biol. Rhy. 18: 71-79	Rugar, M et al (2013) J Physiol. 591:353-63	Light at Night causes Diminished Glucose Stimulated Insulin Secretion	Insulin Resistance caused by Circadian Disruption an <u>not</u> sleep loss	Meta analysis of 12 studies showing 37% increase in men

Figure 1: Pathways mediating the effects of blue-rich light at night on obesity and diabetes

Health dangers of LED and CFL light bulbs with Dr Robert Hanson

The Danger of Blue Light

Contribute →

Subscribe →

News

Opinion

Sport

Culture

Lifestyle

More ▾

UK World Business Football UK politics Environment Education Society Science Tech Global development Cities

5G

This article is more than 1 month old

## Revealed: 5G rollout is being stalled by rows over lampposts

**Exclusive: plans to put network transmitters on tall structures has caused dozens of disputes**

Matthew Weaver

Sun 19 May 2019 16.37 BST



2,729



▲ Disputes are centred around how much rent councils and landlords can charge mobile operators, one lawyer has said. Photograph: Sean Alexander Carnoy/Alamy

If blue light is not a problem... why not adding some 5G also?

# Cities Are Being Paid To Replace Street Lights With Surveillance 'Smart Nodes'

By dericiousknitty · October 18, 2017 · 2030 Agenda · Telecommunications · Surveillance, Total Control · One comment

Wi-Fi / BG Beacon Light

The future of privacy in big cities is LED Street and roadway lighting convert street lights into spying SmartNodes.

Community messaging

What are SmartNodes?

Data capture

SmartNodes will soon replace street lights, because they are equipped with cameras, microphones, speakers etc. — an all-in-one light pole.

Surveillance

Microphone

People counting

The city of Los Angeles, California is working with Philips Lighting and ENE-HUB to turn 110,000 street lights into a one-of-a-kind city intelligence network.

Traditional traffic functions

STREET  
LED  
LIGHTS

&

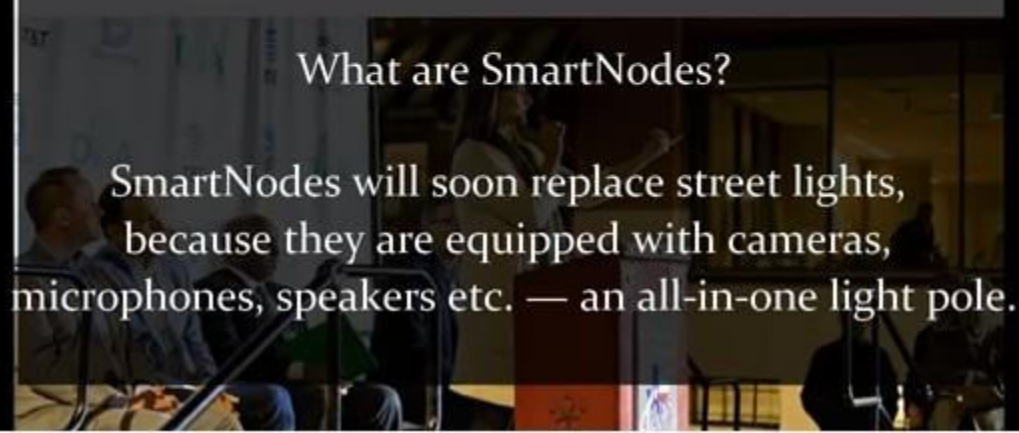
SMART  
NODES

## South Dallas Project With Toyota, New Smart Tech in West End on Tap for DIA in 2018

Toyota leaders joined officials from Dallas and the Dallas Innovation Alliance for a special event Tuesday to announce the new smart city projects.

What are SmartNodes?

SmartNodes will soon replace street lights, because they are equipped with cameras, microphones, speakers etc. — an all-in-one light pole.



# LED LIGHTS SMART LED LIGHTS 6G INTERNET OF THINGS

What are SmartNodes?

SmartNodes will soon replace street lights, because they are equipped with cameras, microphones, speakers etc. — an all-in-one light pole.

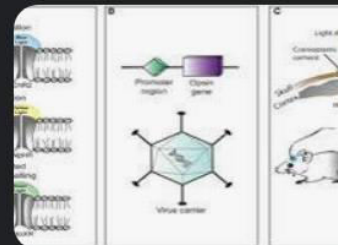
About 13,100,000 results (0.25 seconds)

Optogenetics is a biological technique to control the activity of neurons or other cell types with light. This is achieved by expression of light-sensitive ion channels, pumps or enzymes specifically in the target cells.



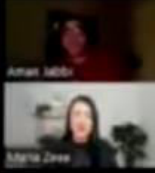


Wikipedia

<https://en.wikipedia.org/wiki/Optogenetics>



# Internet of Eyes

beware! #SmartCity



**Aman Jabbi - The Final Lockdown, Street Lights That KILL in Smart Cities, CBDC, Digital ID**

<https://rumble.com/v1wna42-aman-jabbi-the-final-lockdown-street-lights-that-kill-in-smart-cities-cbdc-.html>

Nov 2022

**Aman Jabbi from Silicon Valley- The digital prison he sees being built around us. #smartcity**

<https://rumble.com/v2b437m-interview-with-aman-jabbi-of-silicon-valley-the-digital-prison-he-sees-bein.html>

**WI-FI, MOBILE & MESH**



**ENVIRONMENTAL SENSING**  
(Air quality, noise)

**SMART LIGHTING**

- LED
- Photocell control
- 0-100% dimming
- On-demand lighting

**CONCEALED SPEAKERS**

(music, alerts)

**IMAGE SENSING**

- Image sensing
- Proximity
- Parking monitoring
- Public security

**DIGITAL SIGNAGE**

- Way finding
- Traffic direction
- Civic direction
- Revenue potential

**CHARGING POINT**

(eVehicle / eBike)



**Weather Suite**  
(Anemometer, Barometer  
Rain Gauge)

**High-Efficiency  
Dimmable LED Bulb**

**Ambient  
Light Sensor**

**Vehicular & Pedestrian  
Traffic Counter**

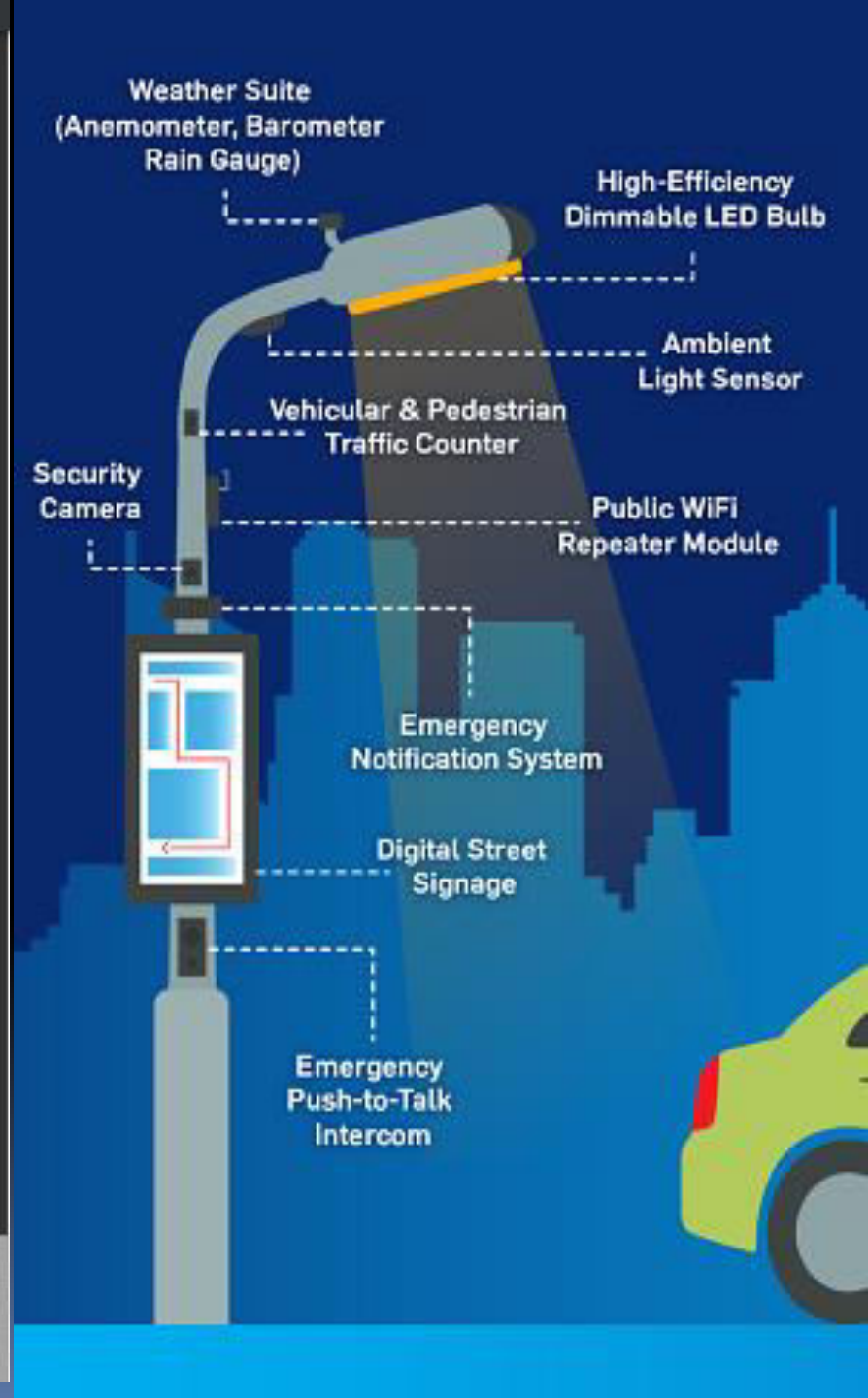
**Security  
Camera**

**Public WiFi  
Repeater Module**

**Emergency  
Notification System**

**Digital Street  
Signage**

**Emergency  
Push-to-Talk  
Intercom**





## Smart Street Lamps Trial to Boost UK EV Charging and 5G Cover UPDATE

Wednesday, Sep 20th, 2023 (9:51 am) - Score 3,480

[Email](#) | [Link News](#)

[19 Comments](#)



The UK government's new Smart Infrastructure Pilots Programme (SIPP) has committed £1.3 million to help six areas across the country to trial "smart street lamps", which will be upgraded to house both Electric Vehicle (EV) charging hubs and boost wireless coverage (broadband and mobile), including via 5G or free public WiFi technology.

The successful pilots will all be expected to match the government's own funding, pushing total investment to over £4 million to help boost local connectivity. The government will provide £1.3 million, while the local authorities will invest a further £2.7 million.

**NOTE:** The pilots will begin from October 2023 and run until 31st March 2025.

# Introduction to the Biological Effects of Terahertz Radiation

Submitted: January 22nd, 2023 , Reviewed: March 21st, 2023 , Published: June 16th, 2023

DOI: 10.5772/intechopen.111416

WRITTEN BY

Robin-Cristian Bucur-Portase

Terahertz radiation has also seen therapeutic usage. It can demethylate cancer cells and increase the speed of regeneration at injuries' site [46, 47, 48]. It has even been found to be beneficial against psoriasis [49] and in the recovery from an acute ischemic stroke [50].

However, the use of these therapeutic effects faces barriers due to the adverse effects often caused by terahertz radiation exposure. Most reports describe general inflammation responses and apoptosis that have been recorded across a vast array of cell types and species. Loss of adhesion to basal membrane, cellular permeability increases, lysis and marked increases in cell growth factors and cytokines have all been connected to T-rays exposure, although these seem to mainly stem from its thermal effects [51, 52, 53]. However, there are also reports that contrast these findings, albeit very few [54, 55].

Nervous tissue cells in particular have been found to release their intracellular proteolytic enzymes and suffer membrane protein changes under THz. No great morphological changes such as axon number or size have been recorded [56, 57]. Various types of neurons also show different reactions to T-rays as seen by their marked changes in neurotransmitter production [58]. There also seems to be a threshold of 0.15 THz under which exposure will not induce any detectable adverse reactions [59].

## Research progress in the effects of terahertz waves on biomacromolecules

[Liu Sun](#), [Li Zhao](#)  & [Rui-Yun Peng](#) 

*Military Medical Research* **8**, Article number: 28 (2021) | [Cite this article](#)

Research progress in the effects of terahertz waves on biomacromolecules

### Effects of terahertz waves on nucleic acids

Consistent with that on proteins, the effects of terahertz waves on DNA and RNA were determined by radiation sources, radiation frequency, intensity and duration.

At the DNA level, it has been reported that specific terahertz waves interfere with DNA replication and gene expression [3]. Under certain conditions, linear and nonlinear interactions between the terahertz electromagnetic field and DNA resonance might significantly alter DNA replication and synthesis and even induce local bubbles in the DNA strands [48]. Hintzsche et al. [49] found that 0.106 THz terahertz waves prevented the separation of chromatids during anaphase and telophase of mitosis in hamster hybrid cells. Berns et al. [50] showed that exposure to 1.5 THz FEL at 100 pulses directly reduced absorption in DNA molecules and inhibited DNA synthesis in mammalian cells. Studies from Cheon et al. [51] suggested that 1.7 THz high-power terahertz exposure resulted in DNA demethylation in hematological tumor cells. Titova et al. [39] revealed that terahertz radiation caused DNA damage in human skin tissue at a strong terahertz pulse of 1.0  $\mu\text{J}$  and a repetition rate of 1 kHz. The tubulin beta 3 (Tubb3) and synaptophysin (SYP) genes were downregulated by 0.22 THz and 50  $\text{mW}/\text{cm}^2$  irradiation of Neuro-2a cells, suggesting that terahertz waves could inhibit synaptic growth [52]. Lu et al. [53] radiated C57BL/6 J mouse retinal tissue at the average power density of 80  $\text{mW}/\text{cm}^2$ . They observed that terahertz waves could lead to abnormal

# Terahertz Radiation Increases Genomic Instability in Human Lymphocytes

Avital Korenstein-Ilan, Alexander Barbul, Pini Hasin, Alon Eliran, Avraham Gover and Rafi Korenstein

Radiation Research

Vol. 170, No. 2 (Aug., 2008), pp. 224-234 (11 pages)

Published By: Radiation Research Society

<https://www.jstor.org/stable/25167761>

Cite

Terahertz radiation is increasingly being applied in new and evolving technologies applied in areas such as homeland security and medical imaging. Thus a timely assessment of the potential hazards and health effects of occupational and general population exposure to THz radiation is required. We applied continuous-wave (CW) 0.1 THz radiation (0.031 mW/cm<sup>2</sup>) to dividing lymphocytes for 1, 2 and 24 h and examined the changes in chromosome number of chromosomes 1, 10, 11 and 17 and changes in the replication timing of their centromeres using interphase fluorescence in situ hybridization (FISH). Chromosomes 11 and 17 were most vulnerable (about 30% increase in aneuploidy after 2 and 24 h of exposure), while chromosomes 1 and 10 were not affected. We observed changes in the asynchronous mode of replication of centromeres 11, 17 and 1 (by 40%) after 2 h of exposure and of all four centromeres after 24 h of exposure (by 50%). It is speculated that these effects are caused by radiation-induced low-frequency collective vibrational modes of proteins and DNA. Our results demonstrate that exposure of lymphocytes in vitro to a low power density of 0.1 THz radiation induces genomic instability. These findings, if verified, may suggest that such exposure may result in an increased risk of cancer.

The evidence that terahertz radiation damages biological systems is mixed. “Some studies reported significant genetic damage while others, although similar, showed none,” say Boian Alexandrov at the Center for Nonlinear Studies at Los Alamos National Laboratory in New Mexico and a few buddies. Now these guys think they know why.

Alexandrov and co have created a model to investigate how THz fields interact with double-stranded DNA and what they’ve found is remarkable. They say that although the forces generated are tiny, resonant effects allow THz waves to unzip double-stranded DNA, creating bubbles in the double strand that could significantly interfere with processes such as gene expression and DNA replication. That’s a jaw dropping conclusion.

And it also explains why the evidence has been so hard to garner. Ordinary resonant effects are not powerful enough to do do this kind of damage but nonlinear resonances can. These nonlinear instabilities are much less likely to form which explains why the character of THz genotoxic effects are probabilistic rather than deterministic, say the team.

This should set the cat among the pigeons. Of course, terahertz waves are a natural part of environment, just like visible and infrared light. But a new generation of cameras are set to appear that not only record terahertz waves but also bombard us with them. And if our exposure is set to increase, the question that urgently needs answering is what level of terahertz exposure is safe.

## How Terahertz Waves Tear Apart DNA

A new model of the way the THz waves interact with DNA explains how the damage is done and why evidence has been so hard to gather

By Emerging Technology from the arXiv

October 30, 2009

SUBSCRIBE