



## DMK 331 P

### Industrial Pressure Transmitter

Pressure Ports with Flush Welded  
Stainless Steel Diaphragm

accuracy according to IEC 60770:  
0.5 % FSO

#### Nominal pressure

from 0 ... 60 bar up to 0 ... 400 bar

#### Output signals

2-wire: 4 ... 20 mA

3-wire: 0 ... 20 mA / 0 ... 10 V

others on request

#### Special characteristics

- ▶ suited for viscous and pasty media

#### Optional versions

- ▶ IS-version  
Ex ia = intrinsically safe for  
gases and dusts
- ▶ SIL 2  
according to IEC 61508 / IEC 61511
- ▶ food compatible filling fluid  
with FDA approval
- ▶ cooling element for media  
temperatures up to 300 °C
- ▶ customer specific versions

The pressure transmitter DMK 331P is suitable for measuring the pressure of viscous and pasty media, where a totally flush pressure port is required.

As on all industrial pressure transmitters made by BD|SENSORS, you may choose between various electrical and mechanical connections also on DMK 331P.

#### Preferred areas of use are



Plant and machine engineering



Food industry

#### Preferred used for



Viscous and pasty media





Input pressure range					
Nominal pressure gauge/abs. [bar]	60	100	160	250	400
Overpressure [bar]	100	200	400	400	600
Burst pressure $\geq$ [bar]	180	300	500	750	1000

Output signal / Supply		
Standard	2-wire: 4 ... 20 mA / $V_S = 8 \dots 32 V_{DC}$	SIL-version: $V_S = 14 \dots 28 V_{DC}$
Option IS-protection	2-wire: 4 ... 20 mA / $V_S = 10 \dots 28 V_{DC}$	SIL-version: $V_S = 14 \dots 28 V_{DC}$
Options 3-wire	3-wire: 0 ... 20 mA / $V_S = 14 \dots 30 V_{DC}$ 0 ... 10 V / $V_S = 14 \dots 30 V_{DC}$	

Performance	
Accuracy <sup>1</sup>	$\leq \pm 0.5 \% \text{ FSO}$
Permissible load	current 2-wire: $R_{\max} = [(V_S - V_{S \min}) / 0.02 \text{ A}] \Omega$ current 3-wire: $R_{\max} = 500 \Omega$ voltage 3-wire: $R_{\min} = 10 \text{ k}\Omega$
Influence effects	supply: 0.05 % FSO / 10 V load: 0.05 % FSO / $\text{k}\Omega$
Long term stability	$\leq \pm 0.3 \% \text{ FSO} / \text{year}$ at reference conditions
Response time	2-wire: $\leq 10 \text{ msec}$ 3-wire: $\leq 3 \text{ msec}$

<sup>1</sup> accuracy according to IEC 60770 – limit point adjustment (non-linearity, hysteresis, repeatability)

Thermal effects (offset and span) <sup>2</sup>	
Thermal error	$\leq \pm 0.2 \% \text{ FSO} / 10 \text{ K}$
In compensated range	0 ... 85 °C

<sup>2</sup> an optional cooling element can influence thermal effects for offset and span depending on installation position and filling conditions

Permissible temperatures		
Filling fluid	silicone oil	food compatible oil
Medium <sup>3</sup>	-40 ... 125 °C	-10 ... 125 °C
Medium with cooling element <sup>4</sup>	overpressure: -40 ... 300 °C vacuum: -40 ... 150 °C	overpressure: -10 ... 250 °C vacuum: -10 ... 150 °C
Electronics / environment	-40 ... 85 °C	
Storage	-40 ... 100 °C	

<sup>3</sup> max. temperature of the medium for overpressure > 0 bar: 150 °C for 60 minutes with a max. environmental temperature of 50 °C

<sup>4</sup> max. temperature depends on the used sealing material, type of seal and installation

Electrical protection	
Short-circuit protection	permanent
Reverse polarity protection	no damage, but also no function
Electromagnetic compatibility	emission and immunity according to EN 61326

Mechanical stability		
Vibration	20 g RMS (25 ... 2000 Hz)	according to DIN EN 60068-2-6
Shock	500 g / 1 msec	according to DIN EN 60068-2-27

Filling fluids	
Standard	silicone oil
Options	food compatible oil (with FDA approval) (Mobil SHC Cibus 32; Category Code: H1; NSF Registration No.: 141500) others on request

Materials	
Pressure port / housing	stainless steel 1.4404 (316 L)
Option compact field housing	stainless steel 1.4301 (304); cable gland M12x1.5, brass, nickel plated (clamping range 2 ... 8 mm)
Seals	standard: FKM (recommended for medium temperatures $\leq 200 \text{ }^\circ\text{C}$ ) option: FFKM <sup>5</sup> (recommended for medium temperatures < 260 °C) others on request
Diaphragm	stainless steel 1.4435 (316 L)
Media wetted parts	pressure port, seals, diaphragm

<sup>5</sup> for pressure ranges  $p_N \leq 100 \text{ bar}$

Explosion protection (only for 4 ... 20 mA / 2-wire)	
Approvals DX19-DMK 331P	IBExU 10 ATEX 1068 X / IECEx IBE 12.0027X zone 0: II 1G Ex ia IIC T4 Ga zone 20: II 1D Ex ia IIIC T135 °C Da
Safety technical maximum values	$U_i = 28 \text{ V}$ , $I_i = 93 \text{ mA}$ , $P_i = 660 \text{ mW}$ , $C_i \approx 0 \text{ nF}$ , $L_i \approx 0 \text{ }\mu\text{H}$ , the supply connections have an inner capacity of max. 27 nF to the housing
Permissible temperatures for environment	in zone 0: -20 ... 60 °C with $p_{\text{atm}}$ 0.8 bar up to 1.1 bar in zone 1 or higher: -40/-20 ... 70 °C
Connecting cables (by factory)	cable capacitance: signal line/shield also signal line/signal line: 160 pF/m cable inductance: signal line/shield also signal line/signal line: 1 $\mu\text{H}/\text{m}$



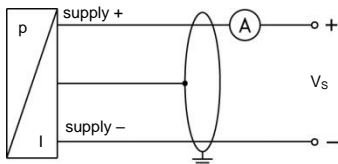
Miscellaneous	
Option SIL 2 version <sup>6</sup>	according to IEC 61508 / IEC 61511
Current consumption	signal output current: max. 25 mA      signal output voltage: max. 7 mA
Weight	min. 200 g (depending on process connection)
Installation position	any (standard calibration in a vertical position with the pressure port connection down)
Operational life	100 million load cycles
CE-conformity	EMC Directive: 2014/30/EU      Pressure Equipment Directive: 2014/68/EU (module A) <sup>7</sup>
ATEX Directive	2014/34/EU

<sup>6</sup> only for 4 ... 20 mA / 2-wire

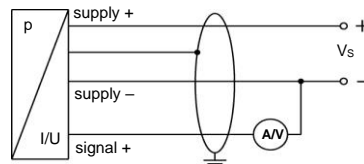
<sup>7</sup> this directive is only valid for devices with maximum permissible overpressure > 200 bar

#### Wiring diagrams

2-wire-system (current)



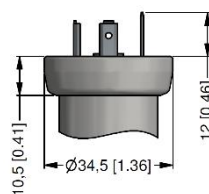
3-wire-system (current / voltage)



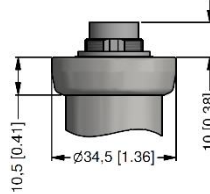
#### Pin configuration

Electrical connection	ISO 4400	Binder 723 (5-pin)	M12x1 / metal (4-pin)	compact field housing	cable colours (IEC 60757)
supply +	1	3	1	V_s+	WH (white)
supply -	2	4	2	V_s-	BN (brown)
signal + (only 3-wire)	3	1	3	S+	GN (green)
Shield	ground pin	5	4	GND	GNYE (green-yellow)

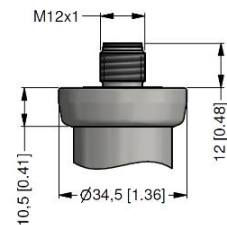
#### Electrical connections (dimensions mm / in)



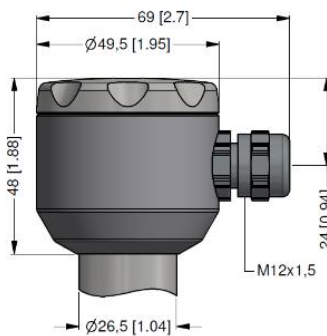
ISO 4400  
(IP 65)



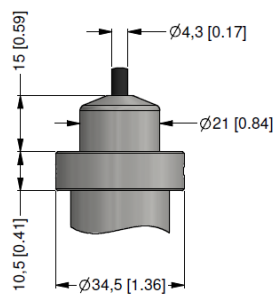
Binder series 723, 5-pin  
(IP 67)



M12x1, 4-pin  
(IP 67)



compact field housing  
(IP 67)



cable outlet  
with PVC-cable (IP 67) <sup>8</sup>

⇒ universal field housing  
stainless steel 1.4404 (316 L)  
with cable gland M20x1.5  
(ordering code 880) and  
other versions on request

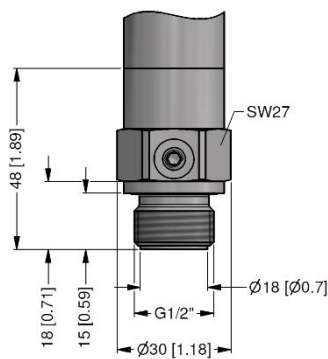
<sup>8</sup> standard: 2 m PVC cable without ventilation tube (permissible temperature: -5 ... 70 °C)



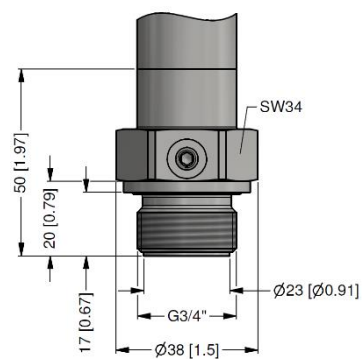
Dimensions (mm / in)	cooling element up to 300 °C <sup>4</sup> (optionally)
	 possible for p <sub>N</sub> ≤ 160 bar

<sup>4</sup> max. temperature depends on the used sealing material, type of seal and installation

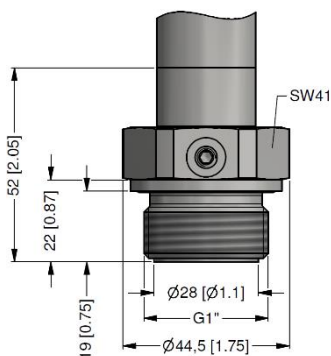
### Mechanical connections (dimensions mm / in)



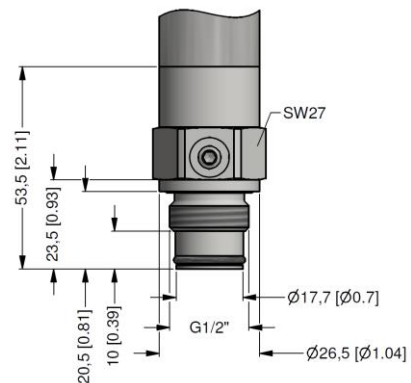
G1/2" flush DIN 3852



G3/4" flush DIN 3852



G1" flush DIN 3852



G1/2" flush  
with radial o-ring

⇒ SIL- and SIL-Ex version: total length increases by 26.5 mm!  
⇒ metric threads and other versions on request



Ordering code DMK 331P

□□□ - □□□□ - □ - □ - □□□ - □□□ - □ - □ - □ - □□□

<sup>1</sup> standard: 2 m PVC cable without ventilation tube (permissible temperature: -5 ... 70 °C); others on request  
<sup>2</sup> only for  $p_N \leq 100$  bar possible  
<sup>3</sup> only for  $p_N \leq 160$  bar possible