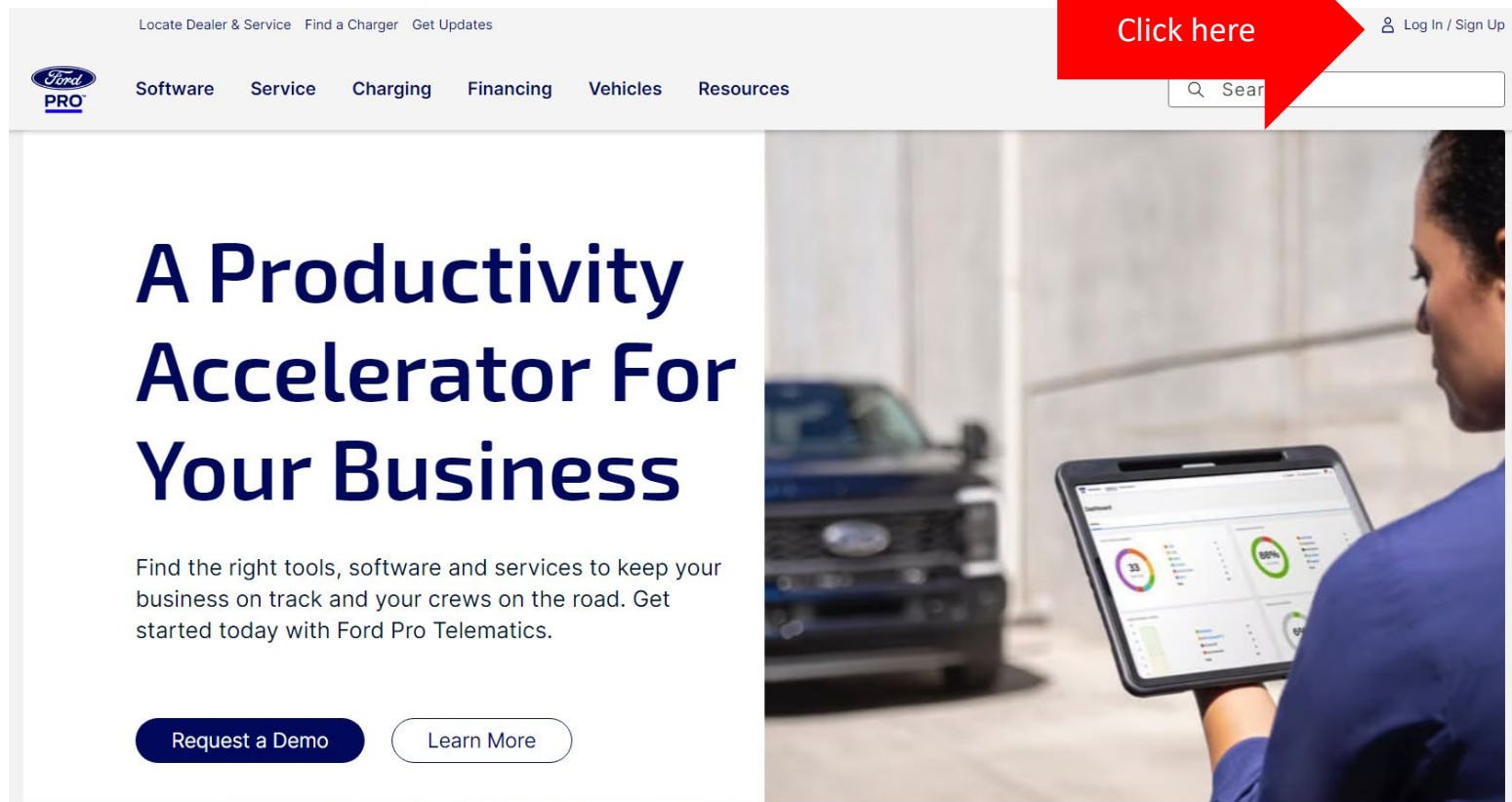


# Ford Pro\* Registration for Ford ID & Password


- Go to [fordpro.com](https://fordpro.com)
- Click on “Log In / Sign Up”




\* Formerly Ford Fleet

# Ford Pro Registration for Ford ID & Password

- Click on “Sign Up Now”

  
Back



Welcome back to Ford Pro™

If you are a Ford Pro customer, please login with your email address (e.g. jsmith@mycompany.com)

If you are a Ford Employee, Dealer, Upfitter, Rental Company, Pool or Government, please log in with your USER ID (e.g. j-smith) or CDSID (e.g. jsmith333). Do not use the @ford.com extension.

Continue

New to Ford Pro™?

We created Ford Pro™ for one simple reason: to be your single trusted partner no matter the size of your business or fleet. With best-in-class vehicles, software, charging, service, and financing, see how we're able to leverage our extensive commercial vehicle experience and our 100-year history to help boost your productivity.


Click here



Sign Up Now


# Ford Pro Registration for Ford ID & Password

- Click on “Sign Up with Business Tools”

[Locate Dealer & Service](#) [Find a Charger](#) [Get Updates](#)

 [Software](#) [Service](#) [Charging](#) [Financing](#) [Vehicles](#) [Resources](#)

 [Cart](#)  [Log In / Sign Up](#)

 Dealers and Ford employees, if you want to request a Ford Pro™ account, please contact your line manager.

## Ford Pro™ Registration

### FMCs, Government, Police, Upfitters, Rental, Delivery, Pool, Taxi, and Limo Companies

If you are coming from Fleet.Ford or fall into one of the following business categories: **FMC, Government Organization, Police, Upfitter, Rental, Delivery, Pool, Taxi, and Limo**, you will need access to **Business Tools**. If you do not need access to business tools, please skip this section and move on to sign up as a Commercial Fleet.

Please note:

1. You can only access the **Business Tools** if you have a FIN.
2. You do not need access to **Business Tools** if you are only planning to use Telematics, Fleet Management Software, Charging Software, or want access to the Ford Marketplace.

Note: Requires Access Code from your company administrator

Click here

Sign Up with Business Tools

### Commercial Fleets and Small Businesses

To register for a Ford Pro™ account, fill in the fields below and submit your registration. The application process may take up to 5 days. We will review and verify your account as soon as possible. You will receive an email when your account is ready.

To learn more about FIN eligibility, benefits, and requirements, please [click here](#).

Standard Sign Up

# Ford Pro Registration for Ford ID & Password

- Enter Access Code dFPA1TW3, then click “Next Step: Create Profile”

## Website Registration

1

2

3

Access CodeCreate ProfileVerify

Please Note: You must have a Fleet Identification Number (FIN) to register.

### Step 1: Enter your Access Code

Access Codes are case sensitive and can be found in the welcome package you received in the mail after enrolling for a Fleet Identification Number (FIN).

Access Code

Don't have a Fleet Identification Number (FIN)?  
[Review Fleet Identification Number Eligibility Requirements](#)  
[Request a Ford Fleet FIN Code](#)

### Need Help?

- Don't know your access code?
- Want to associate additional FINs to your established User ID?
- Any other questions?

Contact Us

Next Step: Create Profile

Click here

Click here

# Ford Pro Registration for Ford ID & Password

- Complete fields (NOTE: All fields but middle name required)
  - FIN Code, Company & Country will pre-populate
  - Please change address from UPS corp to your UPS center address

**Website Registration**

A horizontal progress bar with three steps. Step 1 is 'Access Code' with a green checkmark icon. Step 2 is 'Create Profile' with a blue pencil icon. Step 3 is 'Verify' with a grey circle containing the number 3.

**Step 2: Complete the profile and password sections below.**

**Profile Information**

FIN Code  
XE971

First Name Middle Name (Optional) Last Name

Title Company  
UPS

Country State  
USA Georgia

Address 1  
55 Glenlake Parkway N E

City Zip Code  
Atlanta 30328

Email Confirm Email

# Ford Pro Registration for Ford ID & Password

- Click “Next Step: Verify” when complete

The screenshot shows the 'Step 2: Complete the profile and password sections below.' form. At the top, there are three progress indicators: 'Access Code' (green checkmark), 'Create Profile' (blue pencil), and 'Verify' (yellow triangle). The form is divided into 'Profile Information' and 'Password Information' sections.

**Profile Information:**

- First Name:** [Text box with 'JAMES']
- Last Name:** [Text box with 'Schreiber']
- Company:** [Text box with 'UPS']
- Country:** [Dropdown menu with 'USA' selected]
- State:** [Dropdown menu with 'Georgia' selected]
- Address 1:** [Text box with '255 Dogwood Walk Ln NW']
- City:** [Text box with 'NORCROSS']
- Zip Code:** [Text box with '30071']
- Email:** [Text box with 'jschreiber@peachstatestrucks.com']
- Phone:** [Text box with '(678) 381-5136']

**Password Information:**

- Create New Password:** [Text box with masked characters]
- Confirm New Password:** [Text box with masked characters]

**Password Must:**

- ✓ be between 12 and 20 characters
- ✓ be alphanumeric and only allowed special characters are: \$%&!@
- ✓ not contain spaces or tabs
- ✓ not contain a word, phrase, or pattern that makes your password easily guessable
- ✓ include at least 1 number
- ✓ include at least 1 uppercase (A-Z) character
- ✓ include at least 1 lowercase (a-z) character
- ✓ include at least 1 special character: \$%&!@

**Security Question 1:**

- Question:** [Dropdown menu with 'In which city were you born?']
- Answer:** [Text box with 'born']

**Security Question 2:**

- Question:** [Dropdown menu with 'What was your first car?']
- Answer:** [Text box with 'car']


**Next Step: Verify** (button) and **Reset form** (link)

A large red arrow points to the 'Next Step: Verify' button.

# Ford Pro Registration for Ford ID & Password

- Review and verify information
- Click “Complete Registration”

**Website Registration**



Access Code      Create Profile      Verify

**Step 3: Review and Verify Information**

If corrections are needed, please click on the corresponding Previous Step link on the bottom of the page (clicking the browser Back button may cause errors).

You must click Complete Registration to complete the registration process.

**Profile Information**


FIN(s)	Name
XE971	James Schreiber
Company	Title
U P S	Manager
Address	Phone
255 Dogwood Walk Ln NW NORCROSS, GA 30071	(678) 381-5136
Email	
jschreiber@peachstatetrucks.com	

---

**Password Information: Security Questions**

Question 1: In which city were you born?  
Answer:

Question 2: What was your first car?  
Answer:




**Complete Registration**  
[Previous Step](#)

# Ford Pro Registration for Ford ID & Password

- Note and record User ID
- Use User ID & Password to log into Ford Pro and other Ford sites
- PTS / OASIS site: [fordtechservice.dealerconnection.com](http://fordtechservice.dealerconnection.com)
- eCat site: [ecat.dealerconnection.com](http://ecat.dealerconnection.com) (NOTE: For eCat you must send an email to [fordcat@ford.com](mailto:fordcat@ford.com) with your ID, password and activation code “dFPA1TW3” or you will get error messages when attempting to log into the site)
- Support contact: 1-800-343-5338

**Congratulations!**  
**Your user ID has been successfully generated.**



Your Web User ID is: **j-sc1046**

An email confirmation with your user ID and profile information has been sent to: [jschreiber@peachstatetrucks.com](mailto:jschreiber@peachstatetrucks.com)

**Important:**

For security reasons, your password will not be included in the email confirmation.  
Please record your password and keep it in a secured location.

It may take a few hours to activate your account for login to FordPro.com to begin experiencing the benefits available only to Ford Pro members.

[Return to Ford Pro and Log in](#)