
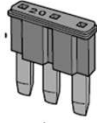






# Ford F59 Fuse & Relay Reference – All Model Years

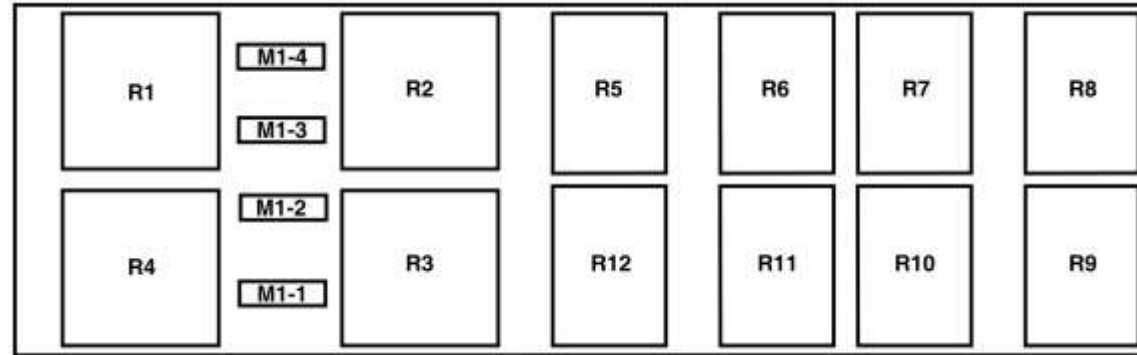
# Fuse Types & Part Numbers

Micro 2				Micro 3				
<b>Amp</b>	<b>Color</b>	<b>Ford SPN</b>	<b>Littelfuse part #</b>	<b>Amp</b>	<b>Color</b>	<b>Ford SPN</b>	<b>Littelfuse part #</b>	
5	Tan		0327005._	5	Tan	DG9Z-14526-N	0337005.0_	
7.5	Brown		032707.5_	7.5	Brown		0337007.5_	
10	Red		0327010._	10	Red		0337010.0_	
15	Blue		0327015._	15	Blue		0337015.0_	
20	Yellow		0327020._					
25	White		0327025._					
30	Green		0327030._					
Mini Fuses				Maxi Fuses				
<b>Amp</b>	<b>Color</b>	<b>Ford SPN</b>	<b>Littelfuse part #</b>	<b>Amp</b>	<b>Color</b>	<b>Ford SPN</b>	<b>Littelfuse part #</b>	
2	Grey	F2UZ-14526-H	0297002._	20	Yellow	E9TZ-14526-A	0299020._	
5	Tan	F2UZ-14526-L	0297005._	30	Lt Green	E9TZ-14526-E	0299030._	
7.5	Brown	F5OZ-14526-AB	0297007.5_	40	Orange	E9TZ-14526-B	0299040._	
15	Blue	F2UZ-14526-N	02970015._	50	Red	E9TZ-14526-C	0299050._	
20	Yellow	F2UZ-14526-P	0297020._	60	Lt Blue	E9TZ-14526-D	0299060._	
J Case				Slotted M Case				
<b>Amp</b>	<b>Color</b>	<b>Ford SPN</b>	<b>Littelfuse part #</b>	<b>Amp</b>	<b>Color</b>	<b>Ford SPN</b>	<b>Littelfuse part #</b>	<b>QTY</b>
20	Blue	F8SZ-14526-AA	0495020_	15	Gray	GU5Z-14526-E	0695015.PXPS	5
30	Pink	F8SZ-14526-BA	0495030_	20	Blue	GU5Z-14526-F	0695020.PXPS	5
40	Green	F8SZ-14526-CA	0495040_	25	White	GU5Z-14526-G	0695025.PXPS	5
50	Red	F8SZ-14526-DA	0495050_	30	Pink	GU5Z-14526-H	0695030.PXPS	5
				40	Green	GU5Z-14526-B	0695040.PXPS	1
				50	Red	GU5Z-14526-K	0695050.PXPS	5
				60	Yellow	GU5Z-14526-C	0695060.PXPS	1

# Model Years 2014 - 2015

# Model Years 2014 - 2015 F59 Battery Junction Box #1

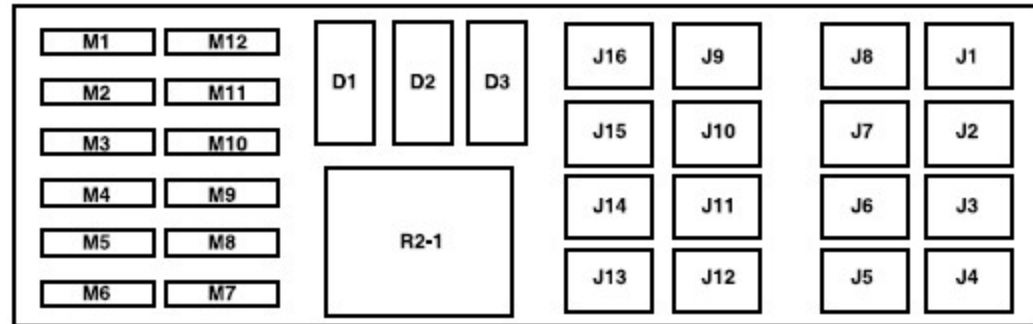
Location: On top of radiator, in front



Fuse or relay number	Fuse amp rating	Protected components
R1	Relay	Powertrain control module.
R2	Relay	Daytime running lamps.
R3	Relay	Starter motor.
R4	Relay	Blower motor.
R5	Relay	Horn.
R6	Relay	Fuel pump.
R7	Relay	Starter ground.
R8	Relay	Trailer tow parking lamps.
R9	Relay	Back-up lamps.
R10	Relay	Not used.
R11	Relay	Not used.
R12	Relay	Air conditioning.
M1-1	10A	Hydromax brake on/off relay.
M1-2	—	Not used.
M1-3	—	Not used.
M1-4	—	Not used.

# Model Years 2014 - 2015 F59 Battery Junction Box (BJB) #2

Location: On top of radiator, in back



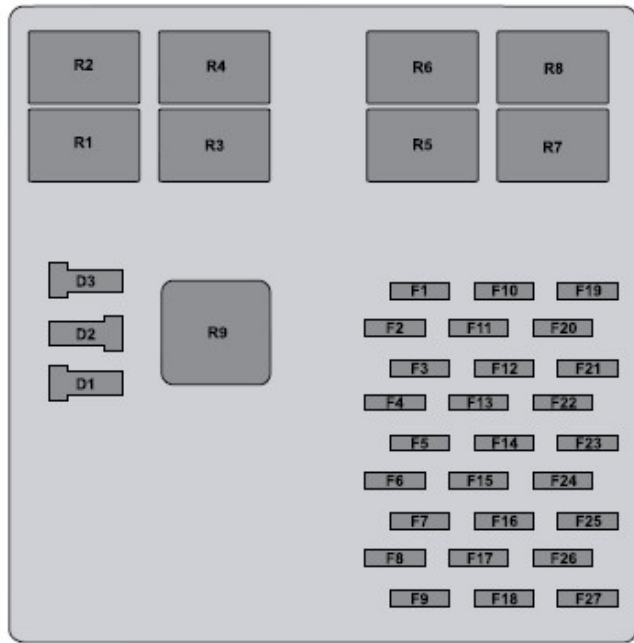
Fuse or relay number	Fuse amp rating	Protected components
M1	25A*	Back-up lamps.
M2	20A*	Daytime running lamps.
M3	30A*	4-channel anti-lock brake system module (Hydromax).
M4	20A*	Powertrain control module run/start. Fuel pump relay coil.
M5	10A*	Starter relay coil.
M6	20A*	Vehicle power 4.
M7	5A*	Hydromax motor monitor.
M8	20A*	Vehicle power 2.
M9	20A*	Vehicle power 1.
M10	10A*	Air conditioning.
M11	5A*	Powertrain control module relay keep alive power.
M12	20A*	Parking lamps.
D1	Diode	One-touch start.
D2	Diode	Fuel pump.
D3	Diode	Air conditioning.

Fuse or relay number	Fuse amp rating	Protected components
R2-1	—	Not used.
J1	30A**	Powertrain control module vehicle power.
J2	20A**	Fuel pump.
J3	20A**	Cigar lighter power point. Diagnostic connector.
J4	40A**	Blower motor.
J5	30A**	Headlamps.
J6	40A**	Ignition switch feeds.
J7	40A**	Ignition switch feeds.
J8	50A**	Instrument panel fuse box.
J9	30A**	Starter motor solenoid.
J10	40A**	3-channel anti-lock brake system module.
	60A**	4-channel anti-lock brake system module (Hydromax).
J11	30A**	Trailer tow electronic brake.
J12	60A**	Lighting.
J13	20A**	Vehicle power 3.
J14	20A**	Horn.
J15	40A**	3-channel anti-lock brake system module.
	60A**	4-channel anti-lock brake system module.
J16	20A**	Trailer tow parking lamps.

\*Mini fuse.  
\*\*5-case fuse.

# Model Years 2014 - 2015 F59 Central Junction Box (CJB)

Location: Left hand body panel lower left driver's station

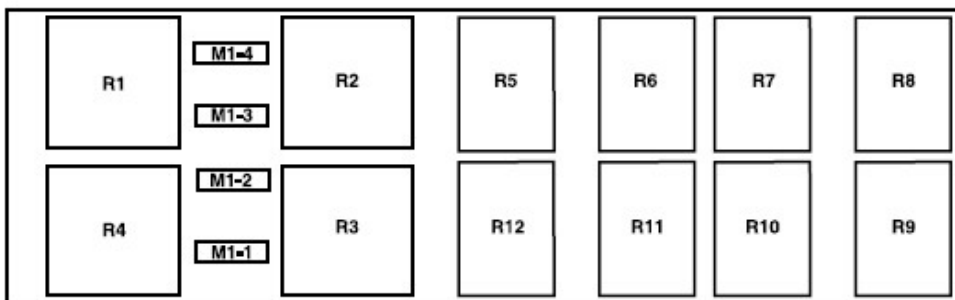


Fuse or relay number	Fuse amp rating	Protected components
F1	20A	Body builder battery (+12V) feed.
F2	20A	Flasher run.
F3	15A	Left turn.
F4	15A	Blower relay coil.
F5	15A	Right turn.
F6	10A	ABS run.
F7	10A	Body builder headlamp.
F8	5A	Daytime running lamps.
F9	10A	Body builder headlamp.
F10	—	Not used.
F11	10A	Cluster battery (+12V) #1.
F12	5A	UPS BTSI.
F13	10A	Cluster battery (+12V) #2.
F14	10A	Switch illumination.
F15	20A	Body builder battery (+12V) feed.
F16	—	Not used.
F17	20A	Trailer tow run.
F18	10A	Body builder run.
F19	10A	Brake lamp feed.
F20	10A	Body builder run.
F21	10A	R/S.
F22	30A	Wiper module battery (+12V).
F23	10A	Reverse lamps.
F24	5A	Body builder radio.
F25	10A	Trailer tow reverse lamps.
F26	10A	Cluster R/S.
F27	20A	Daytime running lamps.
R1	—	Daytime running lamps. Parking brake.
R2	—	Daytime running lamps on/off.
R3	—	Right-hand direction indicator.
R4	—	Trailer tow right-hand direction indicator.
R5	—	Left-hand direction indicator.
R6	—	Trailer tow left-hand direction indicator.

Model Years 2017 – 2019

# Model Years 2017 – 2019 F59 Battery Junction Box (BJB) #1

Location: On top of radiator, in front



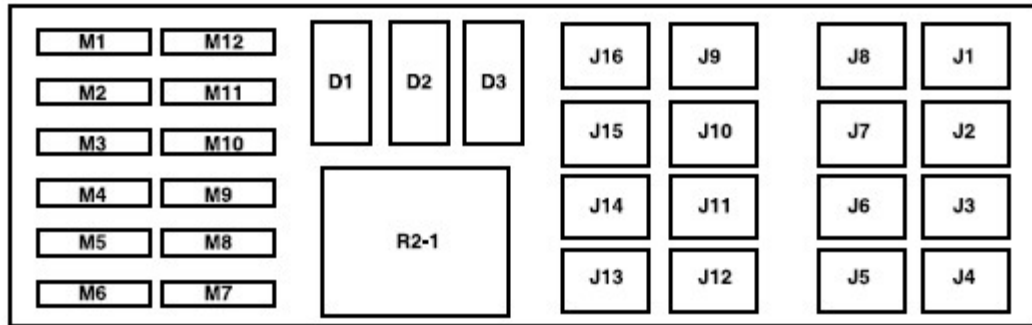
E172543

Fuse or relay number	Fuse amp rating	Protected components
R1	Relay	Powertrain control module.
R2	Relay	Daytime running lamps.
R3	Relay	Starter motor.
R4	Relay	Blower motor.
R5	Relay	Horn.
R6	Relay	Fuel pump.
R7	Relay	Starter ground.
R8	Relay	Trailer tow parking lamps.
R9	Relay	Backup lamps.
R10	Relay	Hydromax brake on/off relay.
R11	Relay	Not used.
R12	Relay	Not used.
M1-1	10A	Hydromax brake on/off relay.
M1-2	20A	BTSI (Column shift).
M1-3	5A	Power brake assist module (Hydromax).
M1-4	10A	Powertrain control module.



# Model Years 2017 - 2019 F59 Battery Junction Box (BJB) #2

Location: On top of radiator, in back



Fuse or relay number	Fuse amp rating	Protected components
M1	25A*	Backup lamp feed. Trailer tow backup lamp feed.
M2	20A*	Daytime running lamps.
M3	30A*	4-channel anti-lock brake system module (Hydromax).
M4	20A*	Powertrain control module run/start. Fuel pump relay coil. Fuel pump diode.
M5	10A*	Brake lamps.
M6	20A*	Radio capacitors. Ignition coils.
M7	5A*	Backup lamp relay coil. Air conditioning clutch coil. Air conditioning demand switch.
M8	20A*	Catalyst monitor sensor. Engine heated exhaust gas oxygen sensor #11 and #21. Vapor management valve.
M9	20A*	Powertrain control module power.
M10	—	Not used.
M11	5A*	Powertrain control module relay keep alive power. Powertrain control module relay coil.
M12	20A*	Parking lamps feed.
D1	Diode	Not used.
D2	Diode	Fuel pump.
D3	Diode	Air conditioning clutch.
R2-1	—	Not used.
J1	30A**	Powertrain control module relay feed (power distribution box fuse M6, M7, M8, M9).

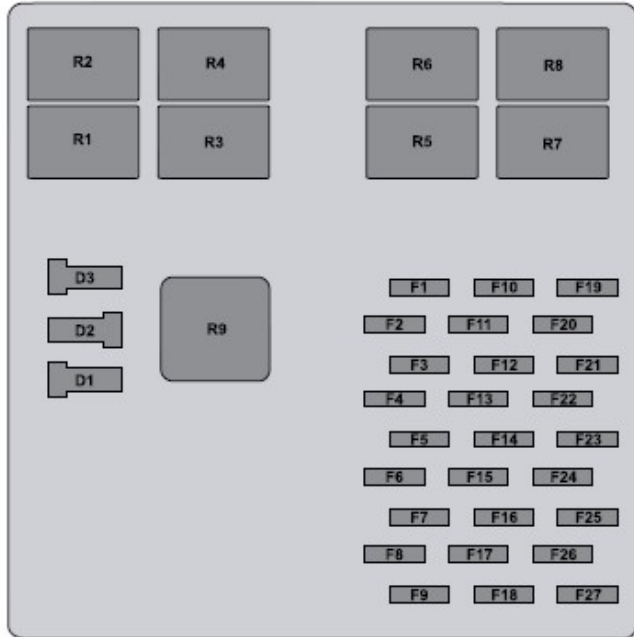
Not used on UPS!  
F19 on CJB used instead. See next slide

Fuse or relay number	Fuse amp rating	Protected components
J2	20A**	Fuel injectors. Fuel pump motor. Mass airflow sensor. Powertrain control module.
J3	20A**	Cigar lighter power point. Diagnostic connector.
J4	40A**	Blower motor.
J5	30A**	Headlamps. Daytime running lamps on/off relay coil. Headlamp daytime running lamp relay feed.
		High beam headlamps flash to pass. (Instrument panel fuses #25, 31).
J6	40A**	Ignition switch feeds (instrument panel fuses #F26).
J7	40A**	Instrument panel fuses #F24, F22, F20, F26, F21, F8, F6, F4, F2. Power distribution box fuses M4, M1-4.
J8	50A**	Instrument panel fuses F11, F13, F15, F17.
J9	30A**	Starter relay feed. Starter motor solenoid.
J10	60A**	Power distribution box fuse M1-1. Power brake assist motor (Hydromax).
J11	30A**	Trailer tow electronic brake.
J12	60A**	Lighting primary. Power distribution box fuse M1-2. Instrument panel fuses #F19, F5, F3.
J13	—	Not used.
J14	20A**	Horn.
J15	60A**	4-channel anti-lock brake system module.
J16	20A**	Trailer tow parking lamps.

\*Mini fuse.  
\*\*9-case fuse.

# Model Years 2017 - 2019 F59 Central Junction Box (CJB)

Location: Left hand body panel lower left driver's station




Fuse or Relay Number	Fuse Rating	Protected Components
F1	—	Not used.
F2	20A	Right/left rear direction indicator. Right/left direction indicator relay coil. Instrument cluster right/direction indicator.
F3	15A	Left turn signal. Hazard lamps.
F4	15A	Blower motor relay coil.
F5	15A	Right front/rear direction indicator. Right front/rear hazard lamp.
F6	10A	Anti-lock brake system module (HydroMax).
F7	10A	Right low beam headlamp.
F8	5A	Daytime running lamps relays.
F9	10A	Left low beam headlamp.
F10	10A	Transmission control switch.
F11	10A	Cluster battery (+12V) #1.
F12	—	Not used.
F13	10A	Cluster battery (+12V) #2.
F14	10A	Switch illumination. Instrument cluster lighting.
F15	20A	Body builder battery (+12V) feed.
F16	—	Not used.
F17	20A	Trailer tow direction indicators. Trailer tow stop lamps. Trailer tow hazard lamps.
F18	10A	Body builder off/run.
F19	10A	Trailer brake control module Brake on/off signal. Body builder brake lamps. Left/right brake lamps.
F20	10A	Body builder run/accessory feed.
F21	10A	Anti-lock brake system module. Instrument cluster.
F22	30A	Wiper/washer module. Wiper feed.
F23	10A	Reverse lamps.
F24	5A	Body builder radio feed.
F25	10A	Trailer tow reverse lamps.
F26	10A	Cluster run/accessory.
F27	20A	High beam indicator.
R1	Micro relay	Daytime running lamps. Parking brake.
R2	Micro relay	Daytime running lamps on/off.
R3	Micro relay	Right-hand direction indicator.
R4	Micro relay	Trailer tow right-hand direction indicator.
R5	Micro relay	Left-hand direction indicator.
R6	Micro relay	Trailer tow left-hand direction indicator.

# Model Years 2020 – Present

## Model Years 2020 - Present Battery Junction Box (BJB)

Location: On top of radiator




Fuse Number	Fuse Rating	Protected Component	FUSE TYPE
1	20 A	Horn.	MICRO
2	50 A	Blower motor.	M-CASE
3	—	Not used.	
4	30 A	Starter relay.	M-CASE
5	—	Not used.	
6	—	Not used.	
8	—	Not used.	
10	—	Not used.	
12	—	Not used.	
13	10 A	Run/start feed climate controls.	MICRO
14	10 A	Adaptive cruise control relay (commercial stripped chassis). Not used (spare) (Motorhome stripped chassis).	MICRO
15	—	Not used.	
16	—	Not used.	
17	10 A	Powertrain control module run/start feed.	MICRO
18	10 A	Anti-lock brake system run/start feed.	MICRO
19	—	Not used.	
20	40 A	Wiper power.	M-CASE
21	—	Not used.	
22	10 A	Wiper module.	MICRO
23	—	Not used.	
24	40 A	Body control module - battery power in feed 2.	M-CASE
25	50 A	Body control module - battery power in feed 1.	M-CASE
26	—	Not used.	
27	20 A	B+ to body builder connector.	M-CASE
28	—	Not used.	



## Model Years 2020 - Present Battery Junction Box (BJB)


Location: On top of radiator



Fuse Number	Fuse Rating	Protected Component	FUSE TYPE
29	10 A	Alternator 1 A-line.	MICRO
30	—	Not used.	
31	60 A	Hydromax pump relay.	M-CASE
32	20 A	Vehicle power 1.	MICRO
33	20 A	Vehicle power 2.	MICRO
34	10 A	Vehicle power 3.	MICRO
35	20 A	Vehicle power 4.	MICRO
36	—	Not used.	
37	—	Not used.	
38	10 A	Wiper washer.	MICRO
39	—	Not used.	
41	30 A	Trailer brake control connector.	M-CASE
43	30 A	B+ to body builder connector.	M-CASE
45	—	Not used.	
46	10 A	A/C clutch.	MICRO
47	—	Not used.	
48	20 A	Run/accessory to body builder connector.	M-CASE
49	30 A	Pump electronics module.	M-CASE
50	15 A	Injector.	M-CASE
51	20 A	Auxiliary power point.	M-CASE
52	—	Not used.	
53	30 A	Trailer tow park lamps.	M-CASE
54	40 A	Upfitter run/start feed.	M-CASE
55	—	Not used.	
56	20 A	Auxiliary power point.	M-CASE
58	5 A	USB smart charger.	MICRO

## Model Years 2020 - Present Battery Junction Box (BJB)


Location: On top of radiator



Fuse Number	Fuse Rating	Protected Component	FUSE TYPE
59	—	Not used.	
60	—	Not used.	
61	—	Not used.	
62	—	Not used.	
63	—	Not used.	
64	—	Not used.	
65	—	Not used.	
66	—	Not used.	
67	10 A	Brake on-off isolation relay.	MICRO
69	—	Not used.	
70	—	Not used.	
71	30 A	Anti-lock brake system valves.	M-CASE
72	10 A	Not used (spare).	MICRO
73	—	Not used.	
74	—	Not used.	
75	—	Not used.	
76	60 A	B+ to body control module.	M-CASE
77	30 A	Voltage quality module power - body control module.	M-CASE
78	10 A	Trailer tow stop lamps.	MICRO
79	5 A	Hydromax pump monitor.	MICRO
80	10 A	Trailer tow backup lamps.	MICRO
81	—	Not used.	
82	—	Not used.	
83	—	Not used.	
84	—	Not used.	
85	—	Not used.	

## Model Years 2020 - Present Battery Junction Box (BJB)


Location: On top of radiator



Fuse Number	Fuse Rating	Protected Component	FUSE TYPE
86	—	Not used.	
87	—	Not used.	
88	—	Not used.	
89	—	Not used.	
91	40 A	B+ to body builder connector.	M-CASE
93	—	Not used.	
94	—	Not used.	
95	20 A	Stop lamp relay. Trailer brake controller.	MICRO
96	—	Not used.	
97	50 A	Not used (spare).	M-CASE
98	30 A	Trailer tow battery charge.	M-CASE
99	—	Not used.	
100	—	Not used.	
101	—	Not used.	
102	—	Not used.	
103	—	Not used.	
104	—	Not used.	
105	15 A	Trailer tow right-hand and left-hand stop and direction indicator relay power.	MICRO

## Model Years 2020 – Body Control Module (BCM) Fuses

Location: This fuse panel is below and to the left-hand side of the steering wheel near the brake pedal. Remove the panel cover to access the fuses.




Fuse Number	Fuse Rating	Protected Component	FUSE TYPE
1	—	Not used.	
2	10 A	Run/accessory radio feed to body builder.	MICRO2
3	—	Not used.	
4	20 A	B+ feed to body builder connector.	MICRO2
5	—	Not used.	
6	10 A	Not used.	
7	10 A	Smart datalink connector.	MICRO3
8	—	Not used.	
9	—	Not used.	
10	—	Not used.	
11	—	Not used.	
12	7.5 A	Brake on-off switch.	MICRO3
13	7.5 A	Smart datalink connector.	MICRO3
14	15 A	Not used (spare).	MICRO3
15	15 A	Not used (spare).	MICRO3
16	—	Not used.	
17	7.5 A	Not used.	
18	7.5 A	Yaw sensor.	MICRO3
19	5 A	Telematics control unit module.	MICRO3



## Model Years 2020 – Body Control Module (BCM) Fuses

Location: This fuse panel is below and to the left-hand side of the steering wheel near the brake pedal. Remove the panel cover to access the fuses.



Fuse Number	Fuse Rating	Protected Component	FUSE TYPE
20	5 A	Ignition switch.	MICRO3
21	5 A	Not used.	
22	5 A	Not used (spare).	MICRO3
23	30 A	Not used (spare).	MICRO2
24	30 A	Not used (spare).	MICRO2
25	20 A	Not used (spare).	MICRO2
26	30 A	Not used (spare).	MICRO2
27	30 A	Not used (spare).	MICRO2
28	30 A	Not used (spare).	MICRO2
29	15 A	Not used (spare).	MICRO2
30	5 A	Brake on-off signal to 14A348.	MICRO2
31	10 A	Instrument cluster. Steering column control module.	MICRO2
32	20 A	Not used (spare).	MICRO2
33	—	Not used.	
34	30 A	Not used (spare).	MICRO2
35	5 A	Tow haul switch.	MICRO2
36	15 A	Camera lane departure warning (commercial stripped chassis). Not used (spare) (Motorhome stripped chassis).	MICRO2
37	20 A	B+ to body builder connector.	MICRO2
38	30 A	Not used (spare).	

**Note:** Some fuse assignments may vary.