



UPS Ford F59 CNG Package Car Landi Repair Assistance

2019 Model Year

Landi Renzo Low & High Pressure Fuel System



Landi Repair Assistance



2 options:

1. Online form (Repair Assistance) - www.landiusa.com
2. Call 1-855-526-3400: M-F 8A-5P PST (11A-8P EST)



[About](#) [Service](#) [Products](#) [Pressroom](#) [Sales](#) [Contact](#) [Q](#)

ALTERNATIVE FUEL VEHICLE SYSTEMS
FOR ECO-READY FLEETS™

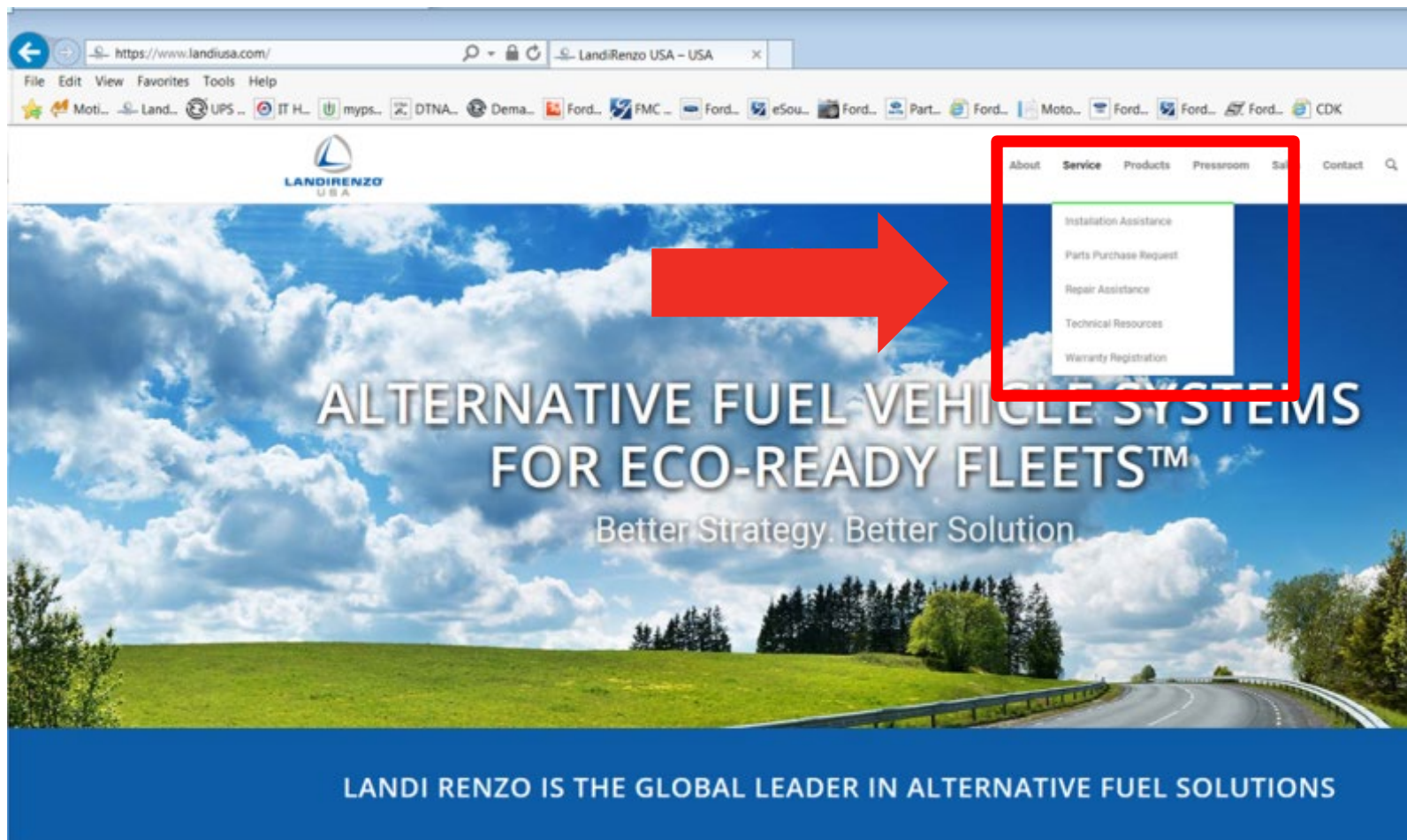
The banner features a scenic landscape with a green field, a line of trees, and a blue sky with white clouds. A road curves through the landscape. The text is overlaid on the sky.

Better Strategy. Better Solution.

Online Form Steps (www.landiusa.com)



1. Hover mouse over "Service"
2. Drop down menu appears
3. Click on "Repair Assistance"



Note: You will receive an email confirmation of receipt and the assigned ticket #. Landi Renzo will work the issue and respond accordingly. service@landiusa.com

Online Form Steps (www.landiusa.com)



4. Complete as much of form as possible. Takes 9-10 min (screen 1 of 4)

REPAIR ASSISTANCE

REPAIR ASSISTANCE

Complete the form below and submit to Landi Renzo USA. If there are questions or problems submitting this form, you can contact Landi Renzo USA Service:

Email: service@landiusa.com

Phone: (855) 526-3400

Fax: (310) 539-3041

Landi Renzo will ship replacement parts using standard ground shipment only. If expedited shipping is required by the Service Center, additional costs will apply.

This email will NOT receive a receipt confirmation or be in the original correspondence loop

VEHICLE OWNER INFORMATION

Company Name *

Contact Name *

Phone Number

Email Address

VEHICLE INFORMATION

17 Digit VIN *

Vehicle Make *

Vehicle Model *

Vehicle Model Year *

Drive System *

Fuel System *

Online Form Steps (www.landiusa.com)



4. Complete as much of form as possible. Takes 9-10 min (screen 2 of 4)

Tank Option *	Cab Configuration *
<input type="text"/>	<input type="text"/>
Customer Vehicle Number	Mileage *
<input type="text"/>	<input type="text"/>
Other Vehicle Information	
<input type="text"/>	

REPAIR FACILITY INFORMATION	
Repair Facility Name *	Repair Facility Contact Name *
<input type="text"/>	<input type="text"/>
Repair Facility Address *	
<input type="text"/>	
<small>Street Address</small>	
<input type="text"/>	
<small>Street Address</small>	
<input type="text"/>	
<small>Apt, Suite, Bldg. (optional)</small>	
<input type="text"/>	
<small>Apt, Suite, Bldg. (optional)</small>	
<input type="text"/>	<input type="text"/>
<small>City</small>	<small>State/Province</small>
<input type="text"/>	<input type="text"/>
<small>City</small>	<small>State/Province</small>
<input type="text"/>	<input type="text"/>
<small>Zip/Postal</small>	<small>United States</small>
<input type="text"/>	<input type="text"/>
<small>Zip/Postal</small>	<small>Country</small>
Repair Facility Phone	Repair Facility Email *
<input type="text"/>	<input type="text"/>

This email WILL receive a receipt confirmation and be in the original correspondence loop

Online Form Steps (www.landiusa.com)



4. Complete as much of form as possible. Takes 9-10 min (screen 3 of 4)

SUMMARY OF ISSUES

Description of Vehicle Concern *

Diagnostics Performed (Include DTC and Test Results) *

Technicians Questions *

PARTS

Part(s) Required

Serial Number of Defective Part(s)

RO#

Method of Shipment

Tracking #

Select One

All parts replaced under warranty should be returned to:
Landi Renzo USA
c/o Warranty Service
23535 Telo Avenue
Torrance, CA 90505


Online Form Steps (www.landiusa.com)




4. Complete as much of form as possible. Takes 9-10 min (screen 4 of 4)
5. Click in "I'm not a robot box"
6. Click "Submit"
7. Repair facility email entered will receive an email confirmation of receipt and the assigned ticket #. Landi Renzo will get engaged from that point.

ADDITIONAL DOCUMENTATION

File Upload


Drop a file here or click to upload
Maximum upload size: 33.55MB

reCAPTCHA

☐ I'm not a robot 
reCAPTCHA Privacy - Terms

Submit