




Ford F650 Fuse & Relay Locations

This information can be found on fleet.ford.com:

1. Parts and Service in the respective model year owners manual
2. Oasis under the Wiring tab

NOTE: The rear tail light stop/turn electrical used by the body builder is the *Trailer / Tow*. Use this circuit in OASIS and when diagnosing the rear stop/turn lamps.

Fuse Types & Part Numbers

Micro 2				Micro 3			
	Amp	Color	Ford SPN		Amp	Color	Ford SPN
	5	Tan	DG9Z-14526-F		5	Tan	DG9Z-14526-N
	7.5	Brown	DG9Z-14526-G		7.5	Brown	DG9Z-14526-S
	10	Red	DG9Z-14526-H		10	Red	DG9Z-14526-P
	15	Blue	DG9Z-14526-J		15	Blue	DG9Z-14526-R
	20	Yellow	DG9Z-14526-K				
	25	White					
Mini Fuses				Maxi Fuses			
	Amp	Color	Ford SPN		Amp	Color	Ford SPN
	2	Grey	F2UZ-14526-H		20	Yellow	E9TZ-14526-A
	5	Tan	F2UZ-14526-L		30	Lt Green	E9TZ-14526-E
	7.5	Brown	F5OZ-14526-AB		40	Orange	E9TZ-14526-B
	10	Red	F2UZ-14526-M		50	Red	E9TZ-14526-C
	15	Blue	F2UZ-14526-N		60	Lt Blue	E9TZ-14526-D
	20	Yellow	F2UZ-14526-P				
J Case				Slotted M Case			
	Amp	Color	Ford SPN		Amp	Color	Ford SPN
	20	Blue	F8SZ-14526-AA		15	Gray	GU5Z-14526-E
	30	Pink	F8SZ-14526-BA		20	Blue	GU5Z-14526-F
	40	Green	F8SZ-14526-CA		25	White	GU5Z-14526-G
	50	Red	F8SZ-14526-DA		30	Pink	GU5Z-14526-H
					40	Green	GU5Z-14526-B
					50	Red	GU5Z-14526-K
					60	Yellow	GU5Z-14526-C

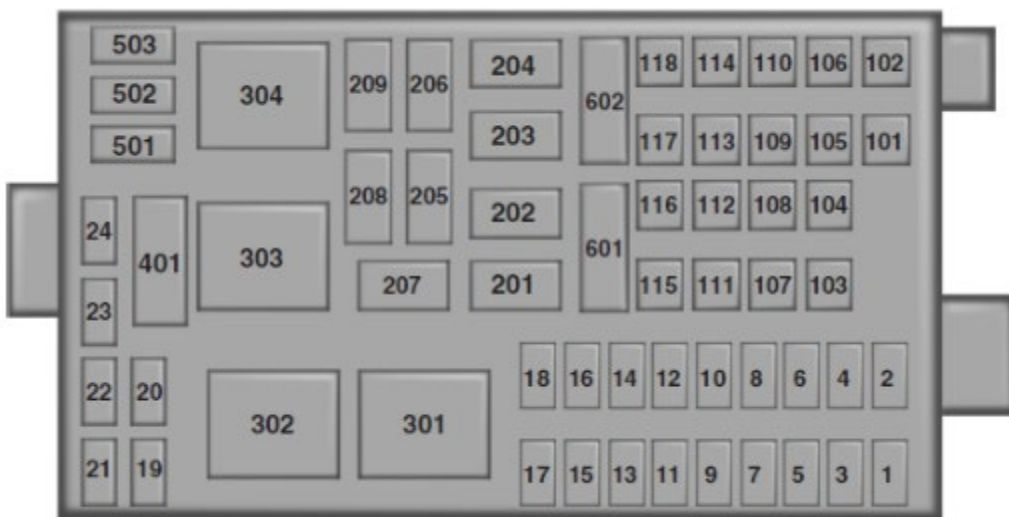


DG9Z-14526-AA

Model Years 2014 - 2015

Model Years 2014 - 2015 Ford F650 Power Distribution Box (Battery Junction Box)

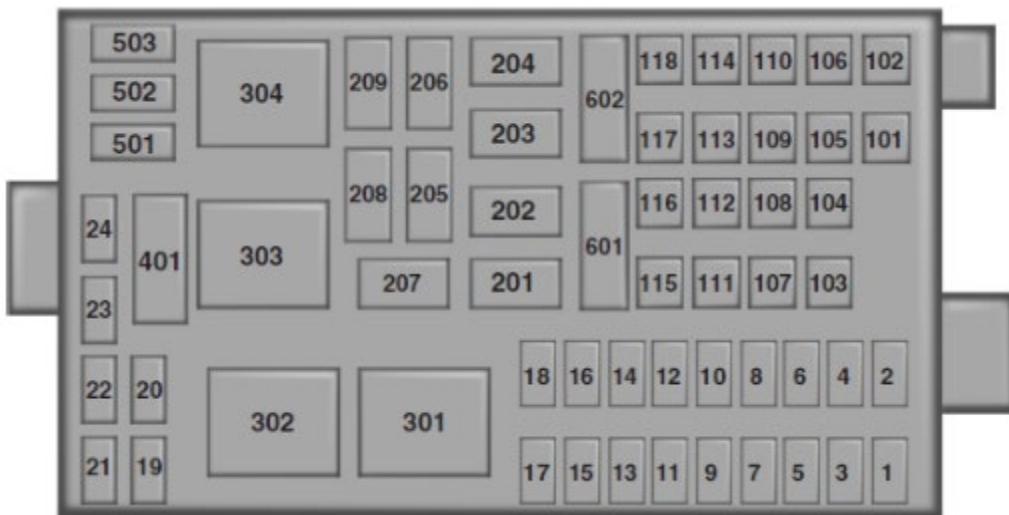
Location: Driver's side firewall



Fuse/Relay Location	Fuse Amp Rating	Protected Circuits
1	20A	Upfitter switches (AUX 2 and AUX 4)/Trailer 12V socket pin
2	30A	Power seat (driver)
3	30A	Power seat (passenger)
4	15A	Windshield washer relay, Washer pump motor
5	5A	Brake warning switch (hydraulic brake vehicles only)
6	20A	Upfitter switches (AUX 1 and AUX 3)
7	15A	Brake pressure switches, ABS event relay
8	20A	DEF (Urea) line heaters (diesel engine only)
9	20A	Ignition switch, Starter cutoff
10	15A	Air tank moisture removal valve
11	30A	Electric trailer brake
12	20A	Passenger compartment fuse box 5 and 21
13	15A	Instrument cluster/Gateway module
14	20A	Nitrogen oxide sensor (diesel engine only)
15	—	Not used
16	5A	Bendix® Air ABS
17	—	Not used
18	10A	Fuel transfer pump
19	15A	Powertrain control module power 1 (gasoline engine only)
20	10A	Powertrain control module power 2 (gasoline engine only)
21	20A	Powertrain control module power 3 (gasoline engine only)
22	20A	Powertrain control module power 4 (gasoline engine only)
23	—	Not used
24	10A	Powertrain control module keep-alive power (gasoline engine only)
101	30A	Bendix Air ABS relay (Air brake vehicles only)
		Hydraulic brakes module (hydraulic brake vehicles only) 4
102	20A	Ignition switch

Model Years 2014 - 2015 Ford F650 Power Distribution Box (Battery Junction Box)

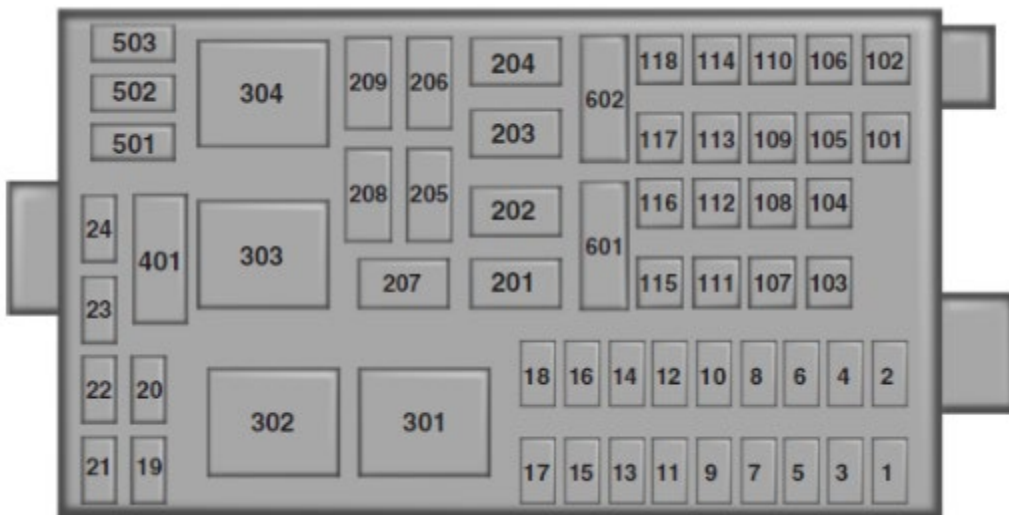
Location: Driver's side firewall



Fuse/Relay Location	Fuse Amp Rating	Protected Circuits
103	20A	Ignition switch, Passenger compartment fuse box fuses 19, 29 and 30
104	20A	Power point
105	20A	Power door lock switches
106	30A	Main light switch, Multi-function switch
107	50A	Passenger compartment fuse box fuses 1, 2, 3, 4, 12, 13, 14 and 15
108	40A	Fuel heater (diesel engine only)
	20A	Fuel pump module (gasoline engine only)
109	40A	Power window
110	30A	Windshield wiper
111	30A	Body builder relay, Parking lamps
112	40A	Blower motor
113	30A	Heated seats, Air-Ride seat
114	—	Not used
115	20A	Ignition switch, Passenger compartment fuse box fuses 8, 9, 10 and 11
116	30A	Left/Right turn relays, Back up lamp relay
117	20A	Stop lamps
118	60A	Hydraulic brake vehicles (trailer tow package only)
601	60A	Trailer socket
602	60A	Air brake trailer tow fuse block
201	—	Windshield washer relay
202	—	Wiper high/low relay
203	—	Wiper run/park relay
204	—	Windshield wiper relay
205	—	Body builder relay, right turn
206	—	Body builder relay, left turn
207	—	ABS event relay (hydraulic brake vehicles only)
208	—	Body builder relay, back up lamps relay

Model Years 2014 - 2015 Ford F650 Power Distribution Box (Battery Junction Box)

Location: Driver's side firewall



Fuse/Relay Location	Fuse Amp Rating	Protected Circuits
209	—	Auxiliary stop lamp relay
301	—	Fuel heater/Fuel transfer pump relay (diesel engine only)
	—	Fuel pump module (gasoline engine only)
302	—	Body builder relay, parking lamps relay
303	—	Blower motor relay
304	—	DEF (Urea) line heaters relay (diesel engine only)
	—	Powertrain control module power VPWR1 (gasoline engine only)

Individual Maxi Fuse Holder in Engine Compartment		
Fuse/Relay Location	Fuse Amp Rating	Protected Circuits
9925	30A	Hydraulic brakes pump motor 1

Model Years 2014 - 2015 Ford F650 Passenger Compartment Fuse Panel

The fuse box is located behind the passenger airbag cover. You can access it through the glove box.



Fuse/Relay Location	Fuse Amp Rating	Protected Circuits
1	20A	Horn
2	15A	Flasher relay
3	20A	Power point
4	10A	Data Link Connector (DLC), Engine diagnostic connector, Parking brake warning
5	15A	Run relay
6	—	Not used
7	—	Not used
8	5A	Radio, GEM
9	5A	Power window relay
10	15A	Heated mirrors
11	5A	Wiper and washer systems
12	10A	Transmission shift selector
13	20A	Radio/SYNC®, Power mirrors
14	10A	Interior lamp relay
15	10A	Interior lamp relay
16	15A	High beams, Indicator
17	—	Not used
18	5A	Dimmer switch, Interior lighting
19	15A	Engine control (diesel engine only)
20	5A	Starting system
21	10A	DRL resistor
22	15A	Air horn, Air suspension dump, Two-speed axle, Driver-controlled locking differential
23	10A	Flasher relay
24	15A	Hydraulic brakes relay, Fuel heater relay (diesel engine only), Air dryer
25	10A	Blower motor relay coil
26	10A	Right-hand low beam headlight
27	—	Not used
28	10A	Left-hand low beam headlight

Model Years 2014 - 2015 Ford F650 Passenger Compartment Fuse Panel

The fuse box is located behind the passenger airbag cover. You can access it through the glove box.



Fuse/Relay Location	Fuse Amp Rating	Protected Circuits
29	10A	Cluster, GEM
30	15A	Allison electronic transmission
31	15A	Mirror fold relay
Relay 1	—	Interior lamps
Relay 2	—	Not used
Relay 3	—	Horn
Relay 4	—	Not used
Relay 5	—	Not used

Model Years 2014 - 2015 Ford F650 Relay Center

The relay center is located along the passenger side A-pillar on the right side of the footwell.



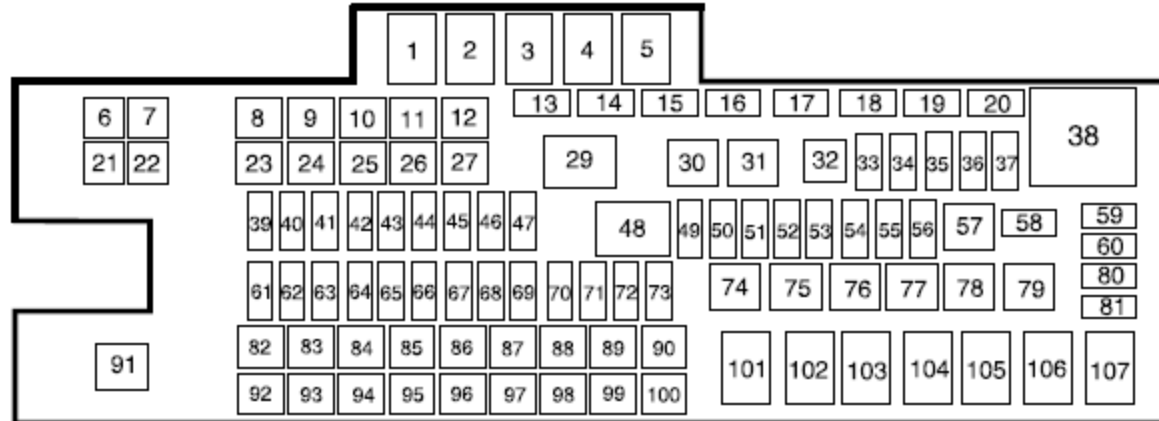
Relay Location	Relay Description
R1	Spring applied hydraulic release warning chime module or PCM power VPWR 2, 3 and 4
R2	A/C compressor clutch
R3	Power windows
R4	Flasher (standard/LED)
R5	Upfitter relay 1
R6	Upfitter relay 2
R7	Headlights

Relay Location	Relay Description
R8	Cummins starter lockout
R9	Upfitter relay 3
R10	Starter
R11	DCU (diesel engine only)
R12	Two-speed axle/Differential lock
R13	Door lock
R14	Air tank moisture valve
R15	DRL #1
R16	Heated mirrors
R17	Spare
R18	Upfitter relay 4
R19	Shift interlock/EPRNDL display
R20	Selective Catalyst Reduction (SCR) system (NOx) (diesel engine only)
R21	Run
R22	Door unlock
R23	ABS warning indicator
R24	DRL #2
R25	Park lights
R26	Spare

Model Years 2016 - 2019

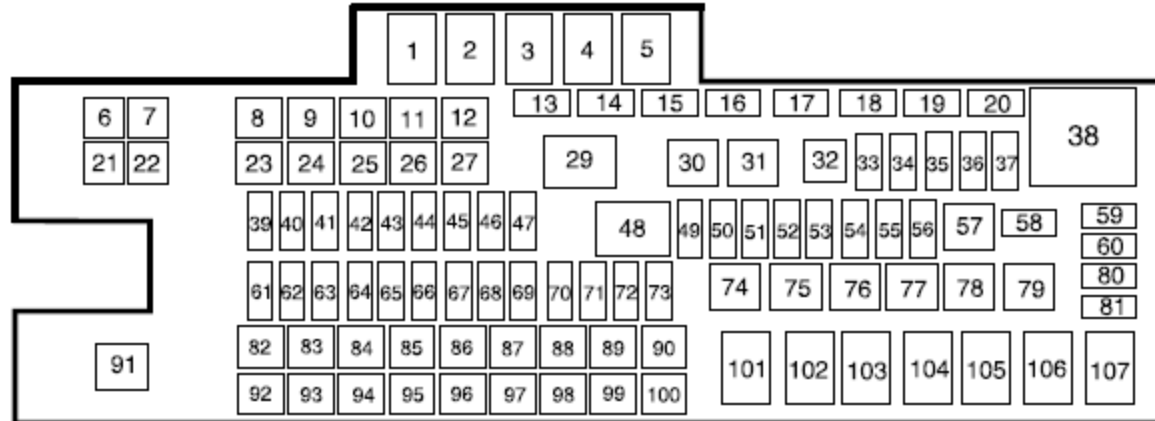
Model Years 2016 – 2019 Ford F650 Power Distribution Box

Location: Engine compartment, passenger side



Model Years 2016 – 2019 Ford F650 Power Distribution Box

Location: Engine compartment, passenger side

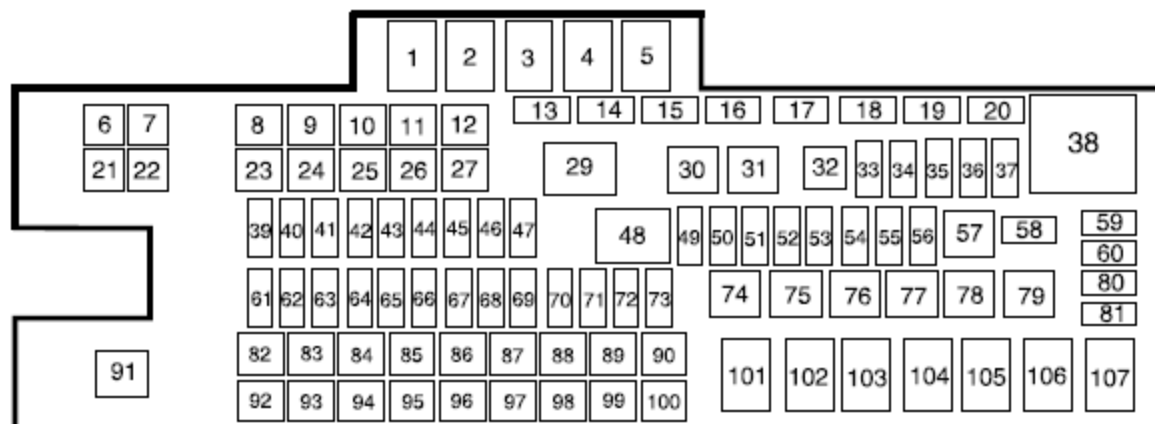


Fuse or relay number	Fuse amp rating	Protected components
1	Relay	Blower motor.
2	Relay	Trailer tow and body builder stoplamps.
3	Relay	Urea heaters (diesel engine).
4	Relay	Driver air ride seat compressor.
5	Relay	Heated mirrors.
6	—	Not used.
7	—	Not used.
8	20A*	Passenger air ride seat compressor.
9	—	Not used.
10	—	Not used.
11	—	Not used.
12	—	Not used.
13	Resistor	Terminating resistor (120 ohm).
14	—	Not used.
15	—	Not used.
16	—	Not used.
17	—	Not used.
18	—	Not used.
19	10A*	Brake on/off isolation relay.
20	—	Not used.

Fuse or relay number	Fuse amp rating	Protected components
21	—	Not used.
22	30A*	Trailer tow electric brake controller.
23	40A*	Blower motor.
24	—	Not used.
25	30A*	Wipers.
26	30A*	Trailer tow park lamps.
27	25A*	Urea heaters (diesel engine).
28	—	Not used.
29	Relay	Trailer tow park lamps.
30	Relay	A/C clutch.
31	Relay	Wipers.
32	—	Not used.
33	20A**	Vehicle power 1.
34	20A**	Vehicle power 2.
35	10A**	Vehicle power 3.
36	20A**	Vehicle power 4.
37	10A**	Vehicle power 5 (diesel engine).

Model Years 2016 – 2019 Ford F650 Power Distribution Box

Location: Engine compartment, passenger side

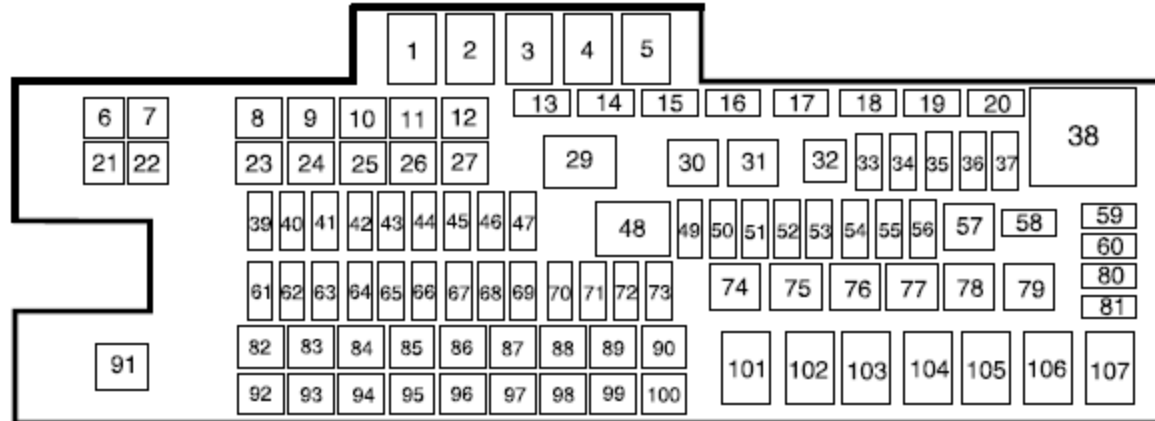


Fuse or relay number	Fuse amp rating	Protected components
38	Relay	Powertrain control module.
39	—	Not used.
40	15A**	Heated mirrors.
41	—	Not used.
42	20A**	Trailer tow and body builder stoplamps.
43	—	Not used.
44	20A**	Ancillary translator module.
45	10A**	Run/start relay coil.
46	10A**	Transmission control module keep-alive power (diesel engine).
47	10A**	A/C clutch.
48	Relay	Run/start.
49	20A**	Air dryer.
50	10A**	Blower motor relay coil.
51	—	Not used.

Fuse or relay number	Fuse amp rating	Protected components
52	10A**	Powertrain control module run/start (diesel engine). Transmission control module run/start (diesel engine).
53	—	Not used.
54	10A**	Anti-lock brake system run/start.
55	10A**	Seat compressor relay coil. Chassis solenoids relay coil. Heated mirror relay coil.
56	20A**	Passenger compartment fuse panel run/start feed
57	Relay	Fuel pump.
58	5A**	Wiper relay.
59	5A**	Chassis solenoid relay. Air ride seat compressor relay.

Model Years 2016 – 2019 Ford F650 Power Distribution Box

Location: Engine compartment, passenger side

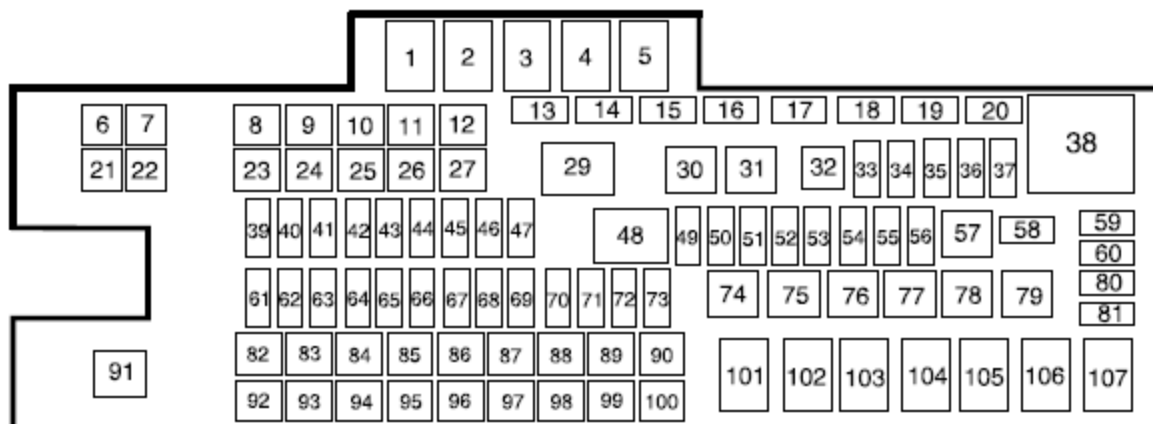


Fuse or relay number	Fuse amp rating	Protected components
60	—	Not used.
61	—	Not used.
62	—	Not used.
63	10A**	Chassis solenoids.
64	—	Not used.
65	10A**	Cargo box lamp.
66	30A**	Fuel pump.
67	—	Not used.
68	10A**	Fuel pump relay coil.
69	—	Not used.
70	10A**	Trailer tow or body builder backup lamps.
71	—	Not used.
72	10A**	Powertrain control module relay coil. Keep-alive power.

Fuse or relay number	Fuse amp rating	Protected components
73	5A**	Hydromax monitor.
74	Relay	Chassis solenoids.
75	—	Not used.
76	—	Not used.
77	Relay	Brake switch isolation (hydraulic brakes).
78	—	Not used.
79	—	Not used.
80	—	Not used.
81	—	Not used.
82	20A*	Auxiliary power point #2.
83	20A*	Auxiliary power point #1.
84	20A*	Driver air ride seat compressor.
85	60A*	Hydromax pump.

Model Years 2016 – 2019 Ford F650 Power Distribution Box

Location: Engine compartment, passenger side

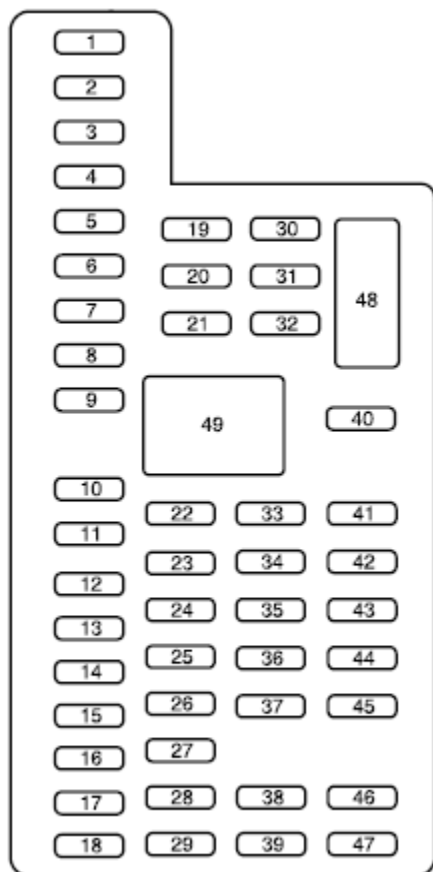


Fuse or relay number	Fuse amp rating	Protected components
86	30A*	Anti-lock brake system modulator valves.
87	—	Not used.
88	—	Not used.
89	40A*	Starter motor
90	30A*	Trailer tow battery feed (air brakes). Trailer tow battery charge (hydraulic brakes).
91	Relay	Cargo box lamp.
92	—	Not used.
93	—	Not used.
94	25A*	Upfitter relay #1.
95	25A*	Upfitter relay #2.
96	60A*	Anti-lock brake system pump (hydraulic brakes).

Fuse or relay number	Fuse amp rating	Protected components
97	—	Not used.
98	—	Not used.
99	40A*	Instrument panel 110v power inverter.
100	30A*	Trailer tow turn lamp relays.
101	Relay	Starter.
102	Relay	Trailer tow battery charge relay (hydraulic brakes). Trailer tow battery feed (air brakes).
103	Relay	Trailer tow right hand side turn and stop lamps.
104	Relay	Trailer tow left hand side turn and stop lamps.
105	—	Not used.
106	Relay	Trailer tow backup lamps relay.
107	Relay	Passenger air ride seat compressor relay.

Model Years 2016 – 2019 Ford F650 Passenger Compartment Fuse Panel

Location: The fuse panel is in the passenger footwell. Remove the panel cover to access the fuses. Pull the fuse panel cover toward you to remove it. When the clips of the panel disengage, let the panel fall easily.

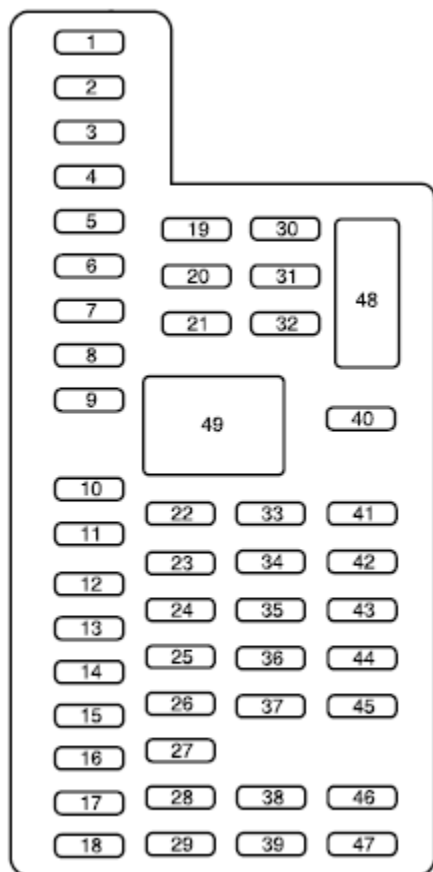


Fuse or relay number	Fuse amp rating	Protected components
1	30A	Left front window motor.
2	15A	Upfitter relay #4.
3	30A	Right front window motor.
4	10A	Interior lamps.
5	—	Not used.
6	—	Not used.
7	7.5A	Power mirror switch.
8	—	Not used.
9	10A	Upfitter relay #3.
10	10A	Run/accessory customer access.
11	10A	Ford telematics battery feed.
12	15A	Interior lighting.
13	15A	Right turn and brake lamps.
14	15A	Left turn and brake lamps.
15	15A	Center high-mounted stop lamp. Backup lamps.
16	10A	Right headlamp low beam.
17	10A	Left headlamp low beam.
18	10A	Powertrain control module wakeup. Brake shift interlock.
19	—	Not used.
20	20A	Power door locks.
21	10A	Brake on/off switch.
22	20A	Horn.
23	15A	Instrument cluster.
24	15A	Diagnostic connector. Power fold mirror relay. Steering wheel control module.

NOTE: UPS bodies use trailer tow circuit for turn and brake lamps

Model Years 2016 – 2019 Ford F650 Passenger Compartment Fuse Panel

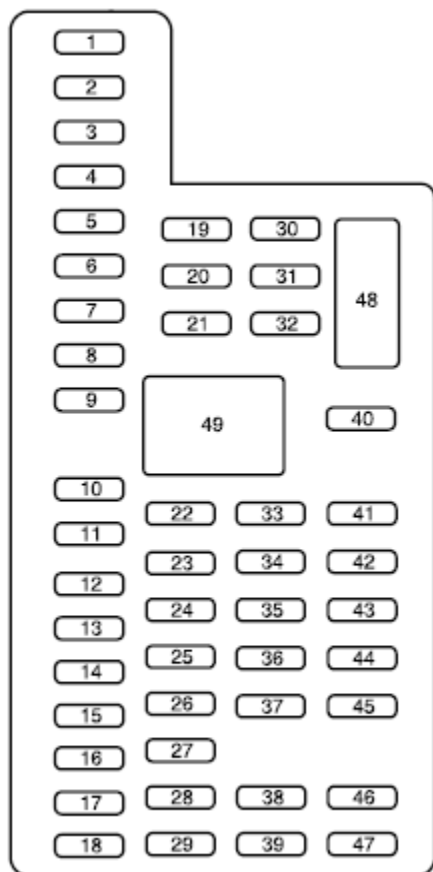
Location: The fuse panel is in the passenger footwell. Remove the panel cover to access the fuses. Pull the fuse panel cover toward you to remove it. When the clips of the panel disengage, let the panel fall easily.



Fuse or relay number	Fuse amp rating	Protected components
		Remote keyless entry.
25	—	Not used.
26	5A	Steering wheel control module.
27	—	Not used.
28	15A	Ignition switch.
29	20A	GPS module. Radio. SYNC.
30	15A	Parking lamps. Trailer tow parking lamps relay coil.
31	5A	Customer access trailer brake on/off switch.
32	15A	Delayed accessory power. Driver and passenger door lock switch illumination. 110v power inverter module. Telescoping mirror switch.
33	—	Not used.
34	10A	Ancillary translator module run/start.
35	5A	Tow/Haul run/start.
36	10A	Fuel tank select switch.
37	10A	Auxiliary heater.
38	10A	Delayed accessory power. AM/FM base radio.
39	15A	Left and right headlamp high beam.
40	10A	Rear parking lamps. Clearance lamps.
41	—	Not used.
42	5A	Ford telematics run/start.
43	10A	Power Distribution Box run/accessory fuses. Wiper relay coil.

Model Years 2016 – 2019 Ford F650 Passenger Compartment Fuse Panel


Location: The fuse panel is in the passenger footwell. Remove the panel cover to access the fuses. Pull the fuse panel cover toward you to remove it. When the clips of the panel disengage, let the panel fall easily.



Fuse or relay number	Fuse amp rating	Protected components
44	10A	Customer access upfitter switch power. Ancillary translator module run/accessory sense.
45	—	Not used.
46	10A	Climate control module.
47	15A	Fender direction indicator lamps.
48	30A Circuit breaker	Power windows switch (crew cab).
49	Relay	Delayed accessory power.


Model Years 2021 – Present

Model Years 2021 – Present Ford F650 Engine Compartment Fuse Panel




Fuse Number	Fuse Rating	Protected Component
1	20 A	Horn.
2	40 A	Blower motor. Blower motor control.
3	—	Not used.
4	30 A	Starter motor.
5	—	Not used.
6	20 A	Upfitter relay 4.
8	—	Not used.
10	—	Not used.
12	—	Not used.
13	10 A	Run/start spare.
14	10 A	Adaptive cruise control.
15	10 A	Blower motor relay.
16	20 A	Air dryer.
17	10 A	Powertrain control module - Ignition status run power. Glow plug control module - Ignition status run power (diesel).
18	10 A	Anti-lock brake system run/start.
19	10 A	Transmission control module. Ignition status run power (diesel).
20	30 A	Windshield wiper motor.
21	—	Not used.
22	—	Not used.
23	10 A	Alternator 2 (dual alternator only).
24	40 A	Body control module run power 2 bus.
25	50 A	Body control module run power 1 bus.
26	—	Not used.
27	20 A	Body builder battery feed.

Model Years 2021 – Present Ford F650 Engine Compartment Fuse Panel




Fuse Number	Fuse Rating	Protected Component
28	—	Not used.
29	10 A	Alternator 1 A-Line.
30	—	Not used.
31	60 A	Hydromax pump.
32	20 A	Powertrain control module.
33	20 A	Canister vent solenoid (gas). Canister purge solenoid (gas). Variable cam timing actuator 11 (gas). Heated exhaust gas oxygen sensor (gas). Urea tank power (diesel). Exhaust gas recirculation cool bypass valve (diesel).
34	10 A	A/C clutch relay. Customer access vehicle power 3 feed. Variable oil pump (diesel). Cooling fan (diesel). Fan clutch (gas).
35	20 A	Coil on plug (gas). Urea tank (diesel). Glow plug controller (diesel). Nitrogen oxide sensor control module (diesel). Particulate matter sensor (diesel).
36	10 A	Fuel volume control valve (diesel). Fuel pressure regulator (diesel).
37	—	Not used.
38	—	Not used.
39	—	Not used.
41	30 A	Trailer brake control module.
43	—	Not used.
45	—	Not used.
46	10 A	A/C clutch solenoid.
47	40 A	Upfitter relay 1.
48	20 A	Upfitter run and accessory feed.

Model Years 2021 – Present Ford F650 Engine Compartment Fuse Panel



Fuse Number	Fuse Rating	Protected Component
49	30 A	Pump electronics module (gas). Fuel pump (diesel).
50	15 A	Injector power (gas).
51	20 A	Power point #1.
52	—	Not used.
53	30 A	Trailer tow park lamp.
54	—	Not used.
55	20 A	Upfitter relay 3.
56	—	Not used.
58	5 A	USB power.
59	—	Not used.
60	10 A	Dual fuel tank selector switch (diesel).
61	—	Not used.
62	—	Not used.
63	20 A	Driver seat compressor.
64	20 A	Passenger seat compressor.
65	—	Not used.
66	10 A	Four pack solenoid differential lock.
67	10 A	Hydromax relay power.
69	—	Not used.
70	40 A	Inverter.
71	30 A	Anti-lock brake system valves.
72	10 A	Brake on-off switch (hydraulic brakes). Stop lamp air pressure switch 1 and 2 (air brakes).
73	—	Not used.
74	15 A	Heated mirror.
75	—	Not used.


Model Years 2021 – Present Ford F650 Engine Compartment Fuse Panel



Fuse Number	Fuse Rating	Protected Component
76	60 A	Body control module battery feed.
77	30 A	Body control module voltage quality monitor power feed.
78	10 A	Transmission module (diesel).
79	5 A	Hydromax pump monitor.
80	10 A	Trailer tow backup signal.
81	—	Not used.
82	5 A	Upfitter switch (factory location for Ignition power).
83	5 A	Upfitter switch (optional location for power at all times).
84	—	Not used.
85	—	Not used.
86	—	Not used.
87	—	Not used.
88	10 A	Cargo lamps.
89	—	Not used.
91	—	Not used.
93	—	Not used.
94	—	Not used.
95	20 A	Stop lamps. Trailer tow stop lamps.
96	—	Not used.
97	—	Not used.
98	30 A	Trailer tow battery charge.
99	40 A	Upfitter relay 2.
100	25 A	Glow plug controller.
101	—	Not used.
102	—	Not used.
103	—	Not used.
104	—	Not used.
105	15 A	Trailer tow right-hand and left-hand stop and turn relay.

Model Years 2021 – Present Ford F650 Passenger Compartment Fuse Panel


Location: The fuse panel is in the passenger footwell. Remove the panel cover to access the fuses. Pull the fuse panel cover toward you to remove it. When the clips of the panel disengage, let the panel fall easily.



Fuse Number	Fuse Rating	Protected Component
1	—	Not used.
2	10 A	Right-hand and left-hand front door lock switch. Telescopic mirror switch. Right-hand and left-hand front window switch (two window units). Right-hand and left-hand front window motor. Inverter.
3	7.5 A	Power mirror switch.
4	20 A	Ancillary translator module.
5	—	Not used.
6	—	Not used.
7	10 A	Smart data link connector power. Air brake diagnostic connector.
8	—	Not used.
9	—	Not used.
10	—	Not used.
11	—	Not used.
12	7.5 A	Smart data link connector. Enterprise wired-in-device.
13	7.5 A	Cluster. Steering column control module.
14	—	Not used.
15	15 A	Climate control module.
16	—	Not used.
17	—	Not used.
18	7.5 A	Yaw sensor. Electronic stability control and non-electric stability control.
19	—	Not used.

Model Years 2021 – Present Ford F650 Passenger Compartment Fuse Panel

Location: The fuse panel is in the passenger footwell. Remove the panel cover to access the fuses. Pull the fuse panel cover toward you to remove it. When the clips of the panel disengage, let the panel fall easily.



Fuse Number	Fuse Rating	Protected Component
20	5 A	Ignition switch.
21	5 A	Exhaust brake switch.
22	—	Not used.
23	30 A	Left-hand front window motor.
24	—	Not used.
25	—	Not used.
26	30 A	Right-hand front motor window.
27	—	Not used.
28	—	Not used.
29	15 A	Relay folding mirror.
30	5 A	Brake signal for air brake. Customer access stop lamp signal. Brake on-off isolation relay. Trailer tow stop lamp relay.
31	10 A	Upfitter Interface module. Remote radio frequency receiver.
32	20 A	Radio.
33	—	Not used.
34	—	Not used.
35	5 A	Tow haul switch.
36	15 A	Lane departure warning camera.
37	—	Not used.
38	30 A	Left-hand front power window switch (four window units).