











# Why MTBM Group is Different

Integrated ISO, QSHE, Training & Compliance Solutions

Area	MTBM Group	Others
 <b>Capabilities</b>	Integrated ISO certification, QSHE training, regulatory compliance, auditing, risk assessment and ESG support under one solution.	Often focus on only one service such as training, documentation or compliance separately.
 <b>Approach</b>	Practical consultancy tailored to each client's industry, risks and certification objectives.	Generic templates and standard packages without fully understanding business needs.
 <b>ISO Certification Support</b>	End-to-end support from gap assessment and documentation to implementation, internal audit and certification readiness.	Often limited to document preparation or partial pre-audit support.
 <b>HRD Corp Training</b>	Structured HRD Corp claimable programmes for ISO, QSHE, safety and compliance competency development.	Training may not be HRD Corp claimable or aligned with ISO and compliance needs.
 <b>Compliance Expertise</b>	Support for DOSH, DOE, BOMBA, OSHA and other regulatory compliance requirements.	Compliance guidance may be general and not integrated with management systems.
 <b>Auditing &amp; Risk Assessment</b>	Internal audit, gap assessment, HIRARC, aspect-impact and risk-based improvement support.	Checklist-style audits with limited practical improvement guidance.
 <b>Consultants &amp; Trainers</b>	Certified consultants, lead auditors and experienced trainers with real industry exposure.	May lack implementation depth or practical industry experience.
 <b>Long-Term Value</b>	Focus on stronger systems, competent people, better compliance performance and sustainable improvement.	Often focus mainly on passing audits or completing one-off training.