



**Rinnai**<sup>®</sup>

# **ENERGYSAVER<sup>®</sup> DIRECT VENT WALL FURNACES**

## **A NEW APPROACH TO HEATING**

**ENERGY-EFFICIENT DIRECT VENT WALL FURNACES**



# intelligent heating solutions...

When winter sets in, there are certain rooms that are used less because of cold spots. However, with the consistent and even heat provided by a Rinnai Direct Vent Wall Furnace, you can enjoy comfortable heat anywhere, all winter long.

## Benefits of the “C Series” at a Glance

- Modern cabinet design
- User-friendly controls
- Standby power of less than 1 watt
- Programmable thermostat (Celsius or Fahrenheit) with timer function
- Setback plus frost protection
- Gas type field convertible
- Auto restart
- Quiet operation
- Approved for use in high altitudes of up to 10,200 feet

## Ultra Efficient Heating Solution

The Rinnai Direct Vent Wall Furnace’s reputation lies in its ability to extract up to 83% AFUE efficiency through the use of a unique stainless steel heat exchanger, modulating gas valve and variable-speed blower. Whether it’s a whole-house or zone-heating solution, the Rinnai Wall Furnace will provide a comfortable living environment, reduce energy consumption and lower operating costs compared to a traditional furnace.

## Advanced Safety Features

- “Cool-to-the-touch” cabinet makes them safe for whole family
- Sealed combustion – protects indoor air quality
- Furnace automatically shuts down if vent is obstructed or blocked
- Child safety lock
- Electronic ignition – no pilot light
- Wind tunnel tested venting systems
- On-board self diagnostics for easier maintenance



## Newly Designed, User Friendly



>> Control panel for EX08C / EX11C / EX17C / EX22C and EX22CW

∨ Control panel for ES38 / ES38CW

With the new user-friendly control panel, you can choose a set temperature or program the timers to take total control over your heating needs.



**EX08C / EX11C**  
(ideal output for smaller areas)



**EX17C**  
(ideal output for mid-sized areas)



**EX22C / EX22CW**  
(EX22CW shown)  
(ideal output for mid-to-larger-sized areas)



**ES38**  
(ideal output for mid-to-larger-sized areas)

## Product Applications

Enjoy comfortable heat in any type of:

- Room Addition or Sunroom
- Multifamily Housing
- Basement Remodel
- Condo or Loft
- Cabin, Lake or Vacation Home
- Electric-to-Gas Conversion Project
- Manufactured or Mobile Home



## HOW IT WORKS

### Temperature-Sensing Thermistor

- Consistently monitors room temperature 2" off the floor
- Accurately detects temperature changes less than one degree

### Rinnai Response

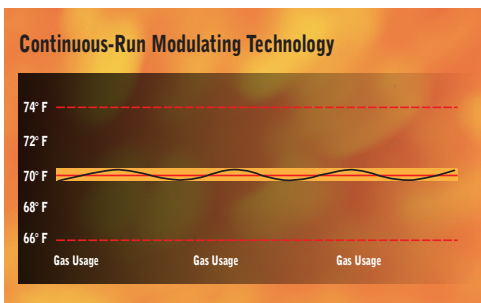
- Within 10 seconds, the Rinnai wall furnace begins to gently heat the room at low fan speed
- It increases fan speed and BTU output if necessary to achieve the desired temperature
- Once the desired temperature is achieved, the furnace goes into standby mode

### Room Monitoring

- As the temperature of the room gradually drops, the wall furnace restarts and gradually warms the room back to the desired temperature
- If there is a sudden injection of cold air, the furnace automatically adjusts fan speed and BTUs to quickly restore the set temperature

### Modulation Technology

*Modulating technology replaces only the heat escaping the structure by continuously operating at heating levels based on the current demand, which leads to lower gas usage and higher levels of comfort.*



## TRADITIONAL VS RINNAI APPROACH TO HEATING

### The Traditional Approach

- Higher operating costs
- Large fluctuations in room temperature
- Slow response to thermostatically controlled heat settings
- Poor distribution of the heat provided through leaky ducts

### The Rinnai Approach

- Energy-efficient and economical zone or whole-house heating
- Wall furnace quickly adapts to small temperature changes
- Modulating blower and gas valve automatically adjust to individual heating needs, providing comfortable, consistent temperature from ceiling to floor
- No ductwork required

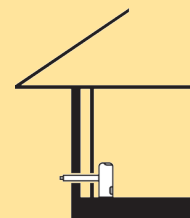


### Venting Made Safe and Easy

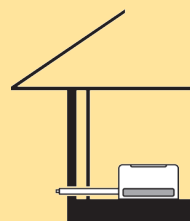
Rinnai venting uses outside air which improves indoor air quality. It is easy to install and can be vented up to 13 feet.



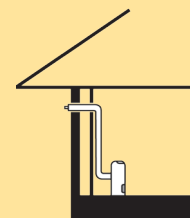
Discrete Vent Terminal, only 4" in diameter



Direct, Through-Wall Vent Termination



Through-Wall Vent Termination with Extension Kit



Through-Wall Vent Termination with Extension Kit and Elbow

*For illustration only. Please reference the Owner's Manual for installation requirements.*

ICC-ES® PMG Listings certify that plumbing, mechanical and fuel gas products meet requirements in codes and standards.



# PRODUCT SPECIFICATIONS

Model Number	Gas Type	Input Range (BTU) (Low/High)	AFUE Rating	Fan CFM Output (Low / High)	Dimensions (W x H x D)	Wt. (lbs.)*
EX08C (RHFE202FTA) Beige only	NG	3,000 / 8,000	82%	48.3 / 78.6	18 1/4" x 27 3/8" x 10 1/8"	46
	LP		83%			
EX11C (RHFE265FTA) Beige only	NG	5,500 / 11,000	81%	96.4 / 128.5		
	LP	5,700 / 11,000	82%			
EX17C (RHFE434FTA) Beige only	NG	8,200 / 16,700	81%	110.5 / 141.3		
	LP		82%			
EX22C (RHFE559FTA) Beige	NG	8,200 / 21,500	81%	110.5 / 162.7	29 7/8" x 22 7/8" x 10 1/8"	57
EX22CW (RHFE559FTA-W) White	LP	8,200 / 20,700	82%			
ES38 (RHFE1004FTA) Beige	NG	10,500 / 38,400	80%	230.4 / 360.5	36 5/8" x 26 3/8" x 13"	90
ES38W (RHFE1004FTA-W) White	LP	10,500 / 36,500	81%			

\* This specification is for shipping weight.

## Accessories for Flexible Installations

### Product Warranty

- 10 years on the heat exchanger
- 5 years on parts
- 2 years on labor

### VENT TERMINATIONS

Part Number	Description
FOT-150	S Vent (3" – 4 1/2")
FOT-151	A Vent (4 1/2" - 9 1/2")
FOT-152	B Vent (9 1/2" - 15 3/4")
FOT-153	C Vent (15 3/4" – 23 5/8")
FOT-154	D Vent (23 5/8" – 31 1/2")

### CONVERSION KITS

Model	To NG	To LP
EX08C	204000033	204000037
EX11C	204000034	204000038
EX17C	204000035	204000039
EX22C / EX22CW	204000036	204000040
ES38 / ES38W	204000026	204000027

### ACCESSORIES

MODEL	EXTENSION KITS											COVER KITS								
	FOT-155	FOT-156	FOT-157	FOT-158	FOT-190	FOT-201	FOT-219	FOT-220	FOT-221	FOT-102	FOT-103	FOT-114	FOT-115	FOT-132	FOT-133	FOT-134	FOT-140	FOT-141	FOT-142	
EX11C	•	•	•	•	•	•												•	•	•
EX17C				•	•	•	•	•	•									•	•	•
EX22C / EX22CW				•	•	•	•	•	•									•	•	•
ES38										•	•	•	•	•	•	•				

Rinnai is continually updating and improving products; therefore, specifications are subject to change without prior notice. Local, state, provincial and federal codes must be adhered to prior to and upon installation.

## FOR MORE INFORMATION ON RINNAI PRODUCTS

SCAN WITH YOUR SMARTPHONE



## ADDITIONAL RINNAI LITERATURE AVAILABLE

CONDENSING BOILERS



RINNAI INTELLIGENT FIREPLACES



RINNAI HYDRONIC FURNACES



## Rinnai America Corporation

103 International Drive  
Peachtree City, GA 30269

Toll Free 1-800-621-9419

Phone: 678-829-1700 • Fax: 678-364-8643

Visit our Web site: [www.rinnai.us](http://www.rinnai.us)

E-mail: [marketing@rinnai.us](mailto:marketing@rinnai.us)





**Rinnai**<sup>®</sup>

# **ENERGYSAVER<sup>®</sup> DIRECT VENT WALL FURNACES**

## **A NEW APPROACH TO HEATING**

**ENERGY-EFFICIENT DIRECT VENT WALL FURNACES**

