

WOODFORD AUTO CRUISER VEHICLE TRANSPORTERS

PROFESSIONAL OPEN VEHICLE TRANSPORTATION

The Woodford Auto Cruiser is the newest addition to our prestige open car trailer range. The advantages of the Auto Cruiser Trailer is its lightweight chassis – we have two models available with variant bed lengths and a choice of axles. We are constantly looking to innovate with our trailer range so we are excited that the Auto Cruiser sets new standards in trailer engineering. The quality and strength of the chassis and components make our trailers the perfect choice for all of your transportation needs.

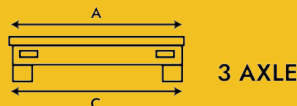


STANDARD AUTO CRUISER SPECIFICATION:


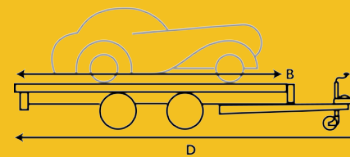
- Spare wheel on a bracket
- LED lights
- Supporting loading legs
- Set of loading ramps
- 80mm wide rails down the side of chassis with strapping points every 300mm
- Storage box 700mm long x 182mm wide x 235mm height
- 50mm ball coupling with barrel lock and safety ball



2 AXLE



3 AXLE



THE AUTO CRUISER

AUTO CRUISER AND AUTO CRUISER LIGHT OPEN CAR TRAILERS SPECIFICATIONS

Model	Bed Size B,A FT/IN MM	Load KG	Gross KG	Axles Number	Wheel Size Inches	O/A Width C MM	O/A Length D MM	Loading Angle Degrees	Bed Height MM
AC142600	14' x 6'11" 4290 x 2120	1918	2600	2	12 or 10	2120	5790	12	620/600
AC143000	14' x 6'11" 4290 x 2120	2305	3000	2	12 or 10	2120	5790	12	620/600
AC162600	16' x 6'11" 4900 x 2120	1878	2600	2	12 or 10	2120	6400	12	620/600
AC163000	16' x 6'11" 4900 x 2120	2265	3000	2	12 or 10	2120	6400	12	620/600
AC163500	16' x 6'11" 4900 x 2120	2721	3500	2	12	2120	6400	12	620/600
AC1835003	18' x 7'3" 5500 x 2220	2650	3500	3	10	2220	6900	11	620/600
ACLT162600	16' x 6'11" 4900 x 2120	2018	2600	2	12 or 10	2120	6400	12	620/600
ACLT163000	16' x 6'11" 4900 x 2120	2408	3000	2	12 or 10	2120	6400	12	620/600

Part Number	Auto Cruiser Trailer Optional Extras
OPMP01	Manual Hydraulic tilt system (will reduce load by 30kg and bring loading angle to 5 degrees)
OP002	Centre deck storage box
OP006	Jerry can/fuel box (2 can size) 353mm length x 400mm width x 500mm height
OP007	Jerry can/fuel box (3 can size) 500mm length x 400mm width x 500mm height
OP014	Set of 4 medium duty straps with loops 1000kg each

Part Number	Auto Cruiser Trailer Optional Extras
OP014/1	Set of 4 medium duty straps over wheel 1000kg each
OP015	Set of 4 heavy duty straps with loops 2000kg each
OP015/1	Set of 4 heavy duty straps over wheel 2000kg each
OP016	Adjustable tyre rack (weight 39kg max height 1000mm)
OP021	Manual single speed winch 3500lb (6mm x 10x wire or strap)
OP012	Electric winch 3500lb fitted with battery and battery box
OP011	Electric winch 4500lb fitted with battery and battery box
OP010	Electric winch 12000lb fitted with battery and battery box
WTSDW	Short drum 9500lb electric winch with nylon cable
OP031	Wireless remote control for electric winch
OP026	Second spare wheel with bracket
OP029	10' alloy wheel (upgrade)
OP030	Assister ramps set of 2 aluminium (will reduce loading angle to 2 degrees)
WTWC	Adjustable full width wheel stop with two front rails
WTFR	Formed ramps (upgrade)
WTRTG220	Ramp tailgate 7'3" (2200mm) instead of standard ramps choice (only for AC1835003 or wider 7'3")
OP028	Shock absorber
WTSWC	Spare wheel soft cover
WTWSC	Winch soft cover for electric winch
OP023	Crossover ramps (slide out ramps 1600mm length x 300mm wide)
OP055	Wider 7'3" (2200mm) note only AC185003 standard width 7'3"