



# 61<sup>To</sup> SOLUTION

REDUCE WAREHOUSE PROTOTYPE  
PRECONSTRUCTION TIME FROM SIX  
MONTHS TO ONE MONTH





# FASTER WAREHOUSE PROTOTYPE CONSTRUCTION

Groundbreaking design-build solution that reduces time-to-market constraints faced in today's new warehouse market.

The 6 TO 1 Team quickly gets you through your pre-construction design phase and produce a permit-ready construction drawing set in one month.



Simply follow our instructions, connect the pre-construction pieces and watch your warehouse building come to life, efficiently and faster!



# SPEED TO MARKET ISSUES

The conventional approach of design, pricing & building models can be time-consuming, often taking six months or longer from design to breaking ground.

## DELAYS INCLUDE:

- MATERIAL LEAD TIMES
- CUSTOMIZATION REQUIREMENTS
- DESIGN SUBMITTAL & APPROVAL PROCESS
- PERMITTING
- ENGINEERING
- UNPREDICTABLE CONSTRUCTION COSTS & FINANCING CHALLENGES







# 6 TO 1 SOLUTION

## Ready to Order

By utilizing pre-engineered or pre-cast structural materials and pre-approved engineering and submittals, we drastically reduce the time required for design.

## Ready to Permit

Our warehouse prototype construction drawings, allowing customization for aspects such as overall square footage, color schemes, office finishes, and civil site features, can be completed in just one month.

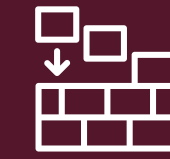







# 6 TO 1 APPROACH

Our modern warehouse prototype design is finish-friendly and can be tailored for warehouses in your area. The building scope must meet preset program, delivery and site requirements, such as a cross-dock layout, a spacious 360' width, a 32' clear height, and four corner entries.



## Customization

You have the freedom to choose the desired length of the building (in 38' bay increments), the color scheme, the number of dock doors, office finishes, and civil features such as paving type, landscaping, and utilities.

Think of our approach as a ***Lego System for the Design-Build of Warehouses*** – simply follow the instructions, connect the pre-set pieces and watch your building come to life, faster!






# 6 TO 1 ADVANTAGE



## Faster Solution

Pre-engineered materials and pre-approved engineering and submittals are utilized, reducing the time required for design.



## From 6 Months to 1 Month

Drawings with customized elements can be completed in one month, saving a staggering 80% of the time typically spent.



## Speed to Market

Additionally, 6 TO 1 can provide flexible and fast financing for your warehouse development.







# 6 TO 1 PROFESSIONALS

Our team consists of experienced professionals from ERO Architects and Alamo System Industries, leading professionals in design and commercial construction, ready to deliver exceptional fast-track results for your next warehouse project.



**Brian Godinez, CMO**

Principal, ERO Architects



**Shea Johnson**

Vice President of Project Development  
Alamo System Industries








# THANK YOU FOR YOUR TIME


Act today to have your warehouse ready for construction in just one month after your first meeting. We look forward to being part of your success.

BRIAN GODINEZ

 (956) 655-4655

 [bgodinez@goero.com](mailto:bgodinez@goero.com)

SHEA JOHNSON

 (210) 296-6443

 [sheaj@alamosystemllc.com](mailto:sheaj@alamosystemllc.com)

