



Sanitary Ware Products
2025



Product Introduction

Natural beauty, vigorous and agile

Gemstone artificial stone can realize almost any design concept, a variety of modern color matching, and express rich emotions. The main process of the board is to mix MMA or UPR high-performance environmentally friendly resin + mineral aluminum hydroxide powder + curing agent + various functional additives. The physical properties are between natural stone and wood. Compared with natural stone: it is an environmentally friendly renewable material with diverse colors and patterns. The processing, transportation and installation are better than natural stone.



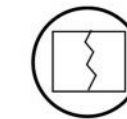


Features And Advantages



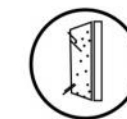
EASY TO CLEAN

Cleaning is easy with a wet towel, no special maintenance required.



REPAIRABLE

Serious damage can be repaired with homogeneous materials again.



ANTIBACTERIAL

Non-porous surface, seamless splicing, effectively inhibit the growth of germs.



ECO-FRIENDLY

Low VOC material, no harmful chemicals.



FIRE RETARDANT

The product is filled with flame-retardant mineral material, which effectively improves the flame retardancy and water resistance of the product.



LIMITLESS DESIGN

Offer a wide range of customizable design options and is thermoformable, allowing you to create 3D shapes, curves, and more.



Features And Advantages

Material	Gemstone	Quartz stone	Sintered stone	Natural Stone
Process characteristics	Vacuum casting, one-piece molding	Vacuum die-casting, solid molding	Natural stone, high temperature firing	Natural stone cutting
toughness	Very high	Very low	No toughness	No toughness
Corrosion resistance	High	High	Very high	Easy to dye
Anti-fouling performance	Strong	Strong	Very high	Poor
Chromatic Aberration	No color difference	Slight chromatic Aberration	Obvious chromatic Aberration	Obvious chromatic Aberration
Radioactivity	No radiation	No radiation	No radiation	There' s radiation
Plasticity	Very high	Very low	Very low	Very low
Application	Extensive	Limited	Limited	Limited
Repairability	Repair with no marks	Repair with marks	Not repairable	Not repairable



Sanitary Ware Process

Pouring molding technology

The curvature is smooth and natural, the modeling is generous and beautiful, the non-porous surface combines solid durability with artistic beauty, excellent water resistance, weather resistance, and a wide range of applications.

Hot compression molding process

Using high temperature and high pressure conditions, the solid surface material is pressed into the required shape and size; after hot pressing, seamless splicing can be carried out, and the countertops are rich in color, with delicate and smooth texture, good anti-pollution performance, not easy to scratch, and can be easily repaired without leaving any traces.

Gelcoat spraying process

Gemstone adopts a variety of advanced gelcoat surface processes, including glossy, coated matte and re-sprayed matte, etc., to meet the aesthetic and practical needs of different customers.

Glossy Process

The glossy process gives the surface of the sanitary ware basin a bright and smooth effect, reflecting the colors of the surrounding environment and making the bathroom space brighter and more spacious.

Coated Matte

The matte coating process gives the surface of the sanitary ware basin a soft, low-gloss effect by adding matting agents or adjusting the parameters of the spraying process on the basis of the glossy surface.

Re-spray matte process

The matte coating process combines the characteristics of glossy and matte, retaining the gloss of the glossy surface and adding a sense of hierarchy and three-dimensionality to the matte surface, giving the sanitary ware basin a sense of art and design.



Product Capabilities

Material	Gelcoat integrated basin	Solid surface integrated basin	Stainless steels	Ceramic basin
Process characteristics	Mineral filler-high performance resin surface coating	Solid integrated molding with mineral filler	Alloy material-integrated molding	Integrated molding
Surface time effect	Weather resistant&easy to clean	Weather resistant&easy to clean	Easy to fade,easy to clean	Weather resistant&easy to clean
Intergration of tidiness	Easy	Easy	Hard	Hard
Corrosion resistance	High	High	High	High
Cleanliness	Easy	Easy	Hard	Moderate
Repairability	Easy repair	Easy repair	Irreparable	Irreparable
Color & style	Multi,can be customized by molding	Multi, non-standard customization is available	Unitary	Less
Cost	Middle level	Middle level	High level	Middle level



Product Introduction



Natural beauty, vigorous and spiritual


Gemstone Acrylic stone can realize almost any design concept, a variety of modern feeling of color collocation, express a wealth of emotions. The main process of the acrylic solid surfaces is to mix MMA or UPR high-performance environmentally friendly resin + mineral aluminum hydroxide powder + curing agent + all kinds of functional additives. Physical properties between natural stone and wood, compared with natural stone: it is an environmentally friendly renewable material with a variety of colors and patterns, processing, transportation, installation are better than natural stone.



OEM Service Scope

Color customization

Create an exclusive bathroom space



· Personalized customization

It breaks the limitations of traditional bathroom products with single colors and solid styles. Customers can choose based on personal preferences, overall home style or specific color matching needs.

Choose or customize your own bathroom product colors.

· Professional design team

Our design team keenly captures a variety of color elements and cleverly integrates them into bathroom design to show diverse styles and extraordinary taste.

· Flexible cooperation model

we provides one-stop solutions from design to production according to the specific needs of different customers, ensuring that every detail can accurately match customer expectations.



Service Standards



Pre-sales service (consultation)

Contract signing, invoice service
Technical exchange, professional answers
File record, track the situation
Follow up reminders, provide help



Sales service (delivery)

Circular inventory, design confirmation
Check products, reduce costs
Communication time, early warning reminders
Tracking arrival, equipped with a list



After-sales service (acceptance)

Precise service, comprehensive worry relief
Quick response, professional and efficient
Customer return visit, thank you for the trust
Establish interaction, choose unworriedly



Value-added service (service +++)

Optimize process, reduce cost
Operation docking, strategy sharing
Technical disclosure, in-depth cooperation
Professional team, deep processing technology support



Bathroom Integrated Basin



Bathroom Thermoplastic Basin



Balcony Integrated Basin



Transparent acrylic basin



Column Basin



Bathtub/shower base

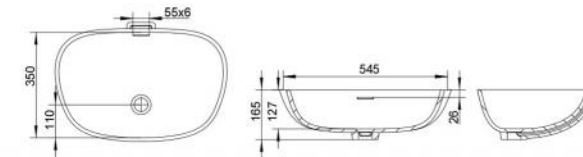


Bathroom Integrated Basin



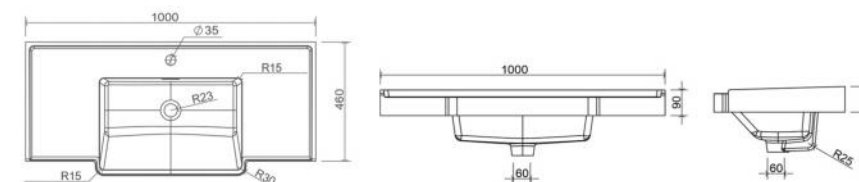
DCW-2065

Sizes (mm) : 545*350*127



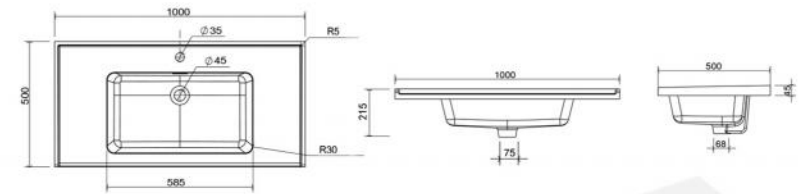
DPU-2067

Sizes (mm) : 1000*460*230



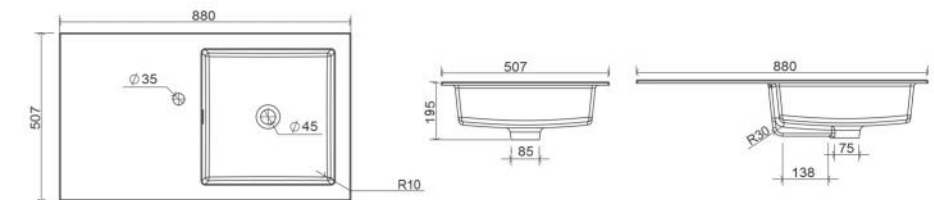
DPG-2066

Sizes (mm) : 1000*500*215



DPU-2070

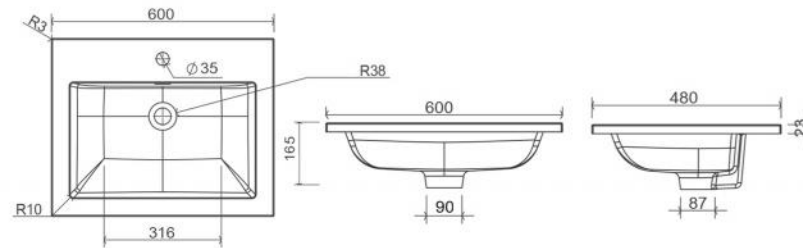
Sizes (mm) : 880*507*195





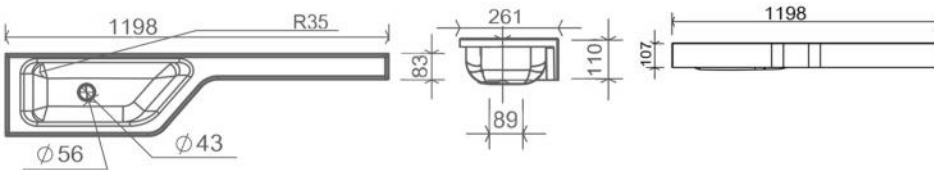
DPU-2071

Sizes (mm) : 600*480*165



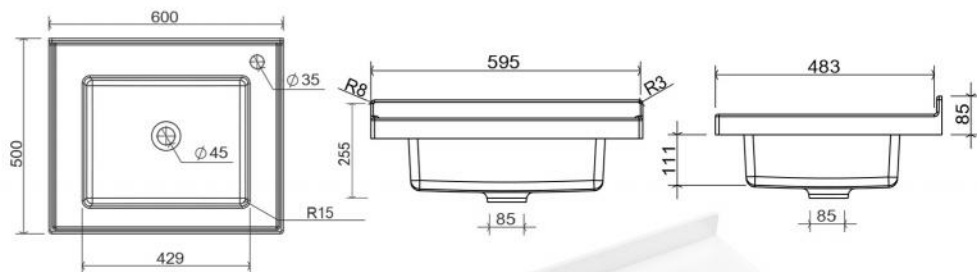
DPU-2086

Sizes (mm) : 1198*261*122



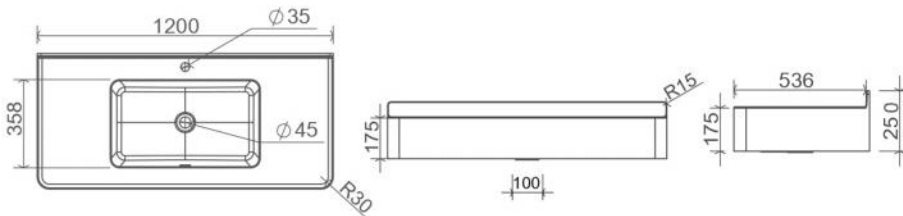
DPU-2076

Sizes (mm) : 600*500*255



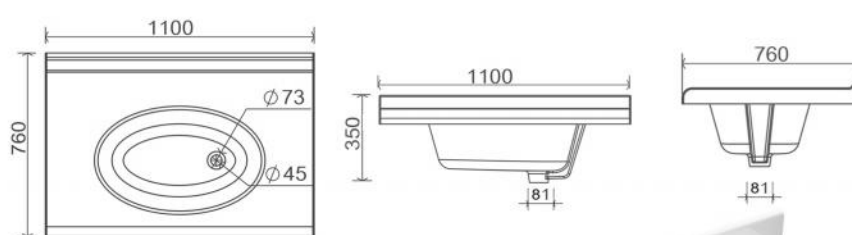
DPU-2087

Sizes (mm) : 1200*550*250



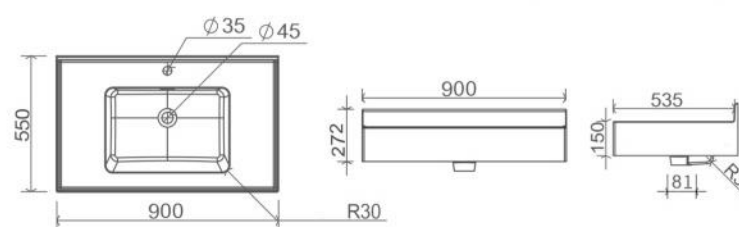
DPU-2078

Sizes (mm) : 1100*760*350



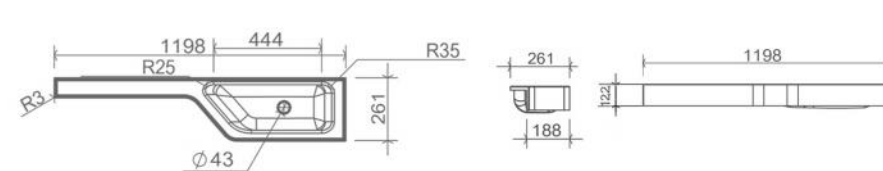
DPU-2088

Sizes (mm) : 900*550*272



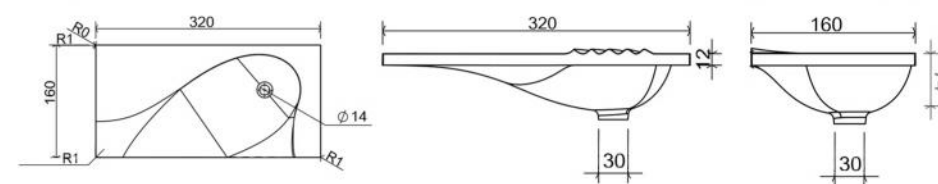
DPU-2085

Sizes (mm) : 1198*261*122



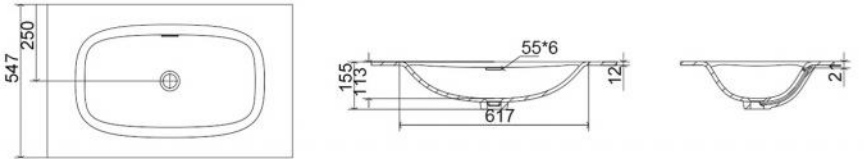
DPM-2090

Sizes (mm) : 320*160*74



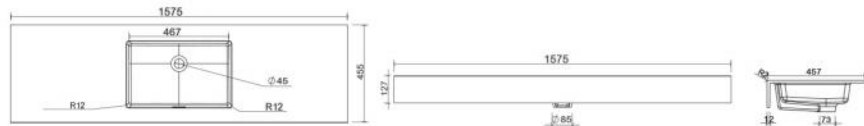
DCW-2100

Sizes (mm) : 842*547*113



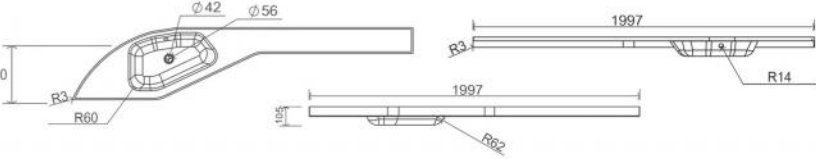
DPM-2125

Sizes (mm) : 1575*457*147



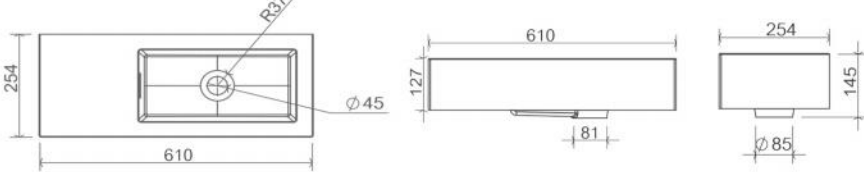
DPU-2118

Sizes (mm) : 1997*420*105



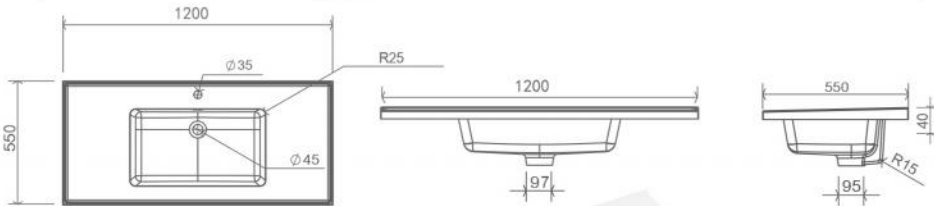
DPM-2126

Sizes (mm) : 610*254*147



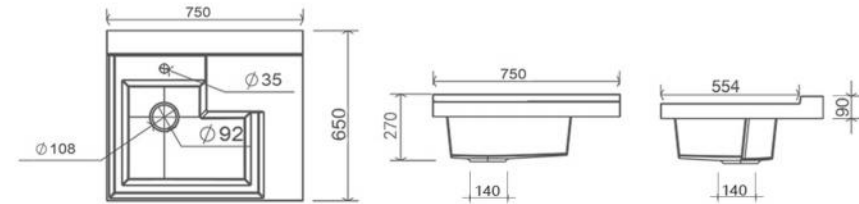
DPG-2121

Sizes (mm) : 1200*550*300



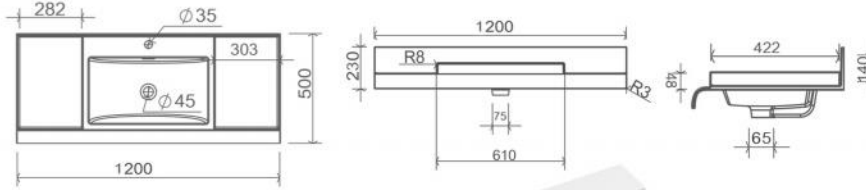
DPG-2139-L

Sizes (mm) : 750*650*270



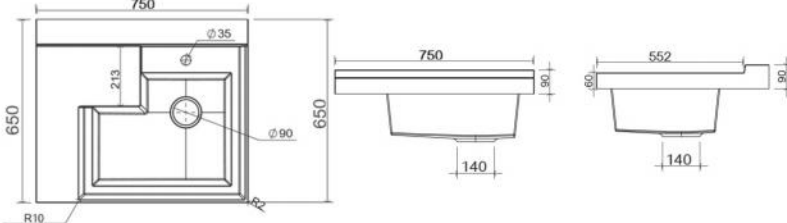
DPU-2124

Sizes (mm) : 1200*500*230



DPG-2140-R

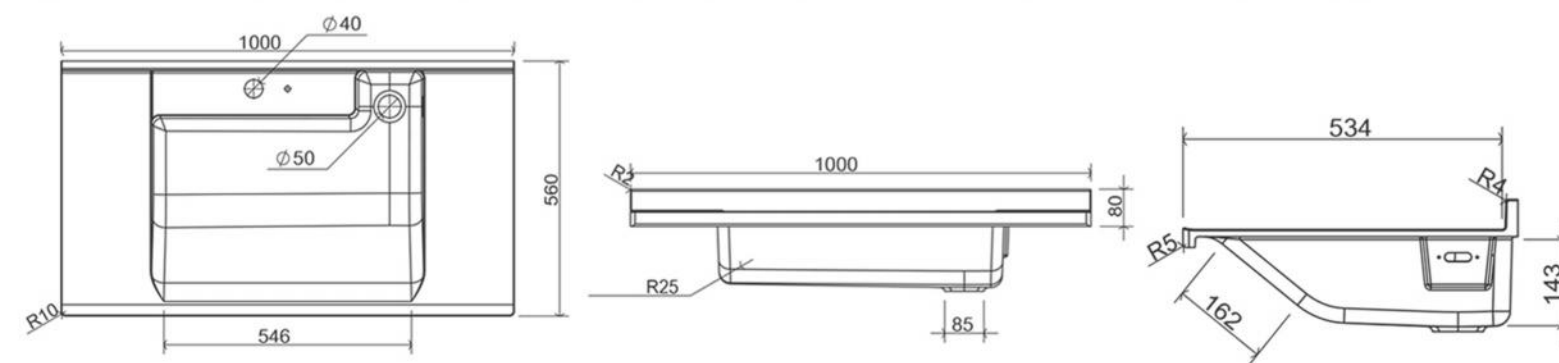
Sizes (mm) : 750*650*270





DPG-2167

Sizes (mm) : 1000*560*211



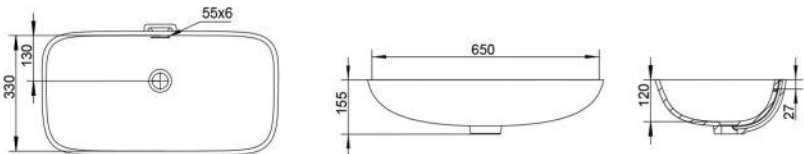


Bathroom Thermoplastic Basin (Custom material;Custom color)



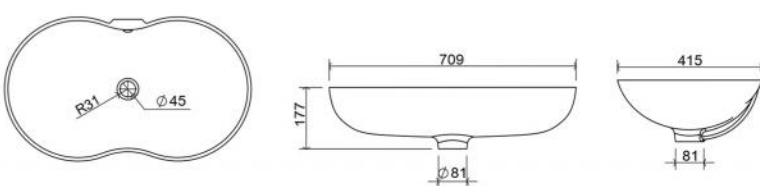
DCW-4033-6533CL25

Sizes (mm) : 645*325*115



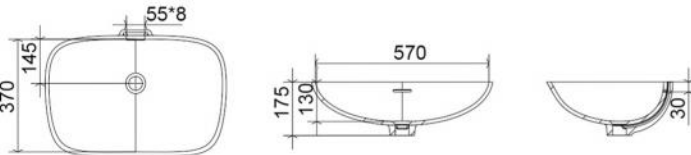
DPU-4034-6939CL25

Sizes (mm) : 690*395*177



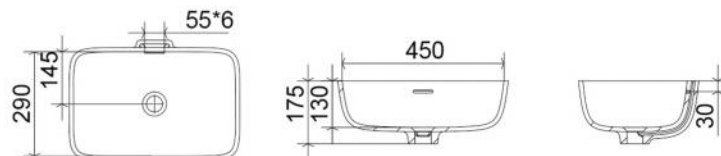
DCW-4035-5737

Sizes (mm) : 570*370*130



DCW-4036

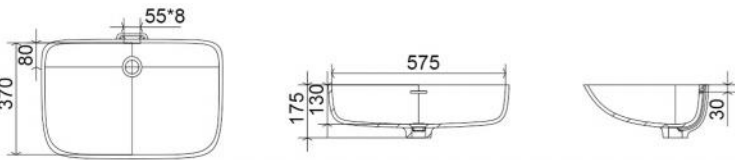
Sizes (mm) : 450*290*130





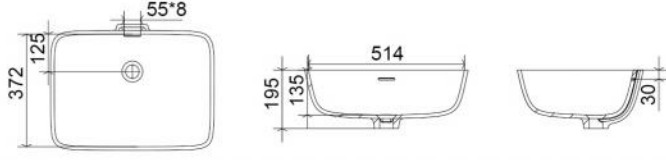
DCW-4037-5737

Sizes (mm) : 572*367*125



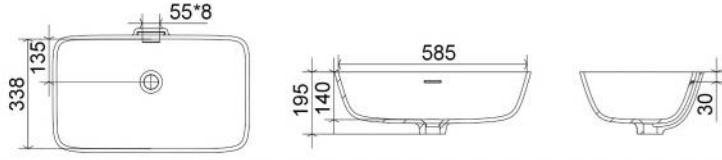
DCW-4038-5237

Sizes (mm) : 514*372*135



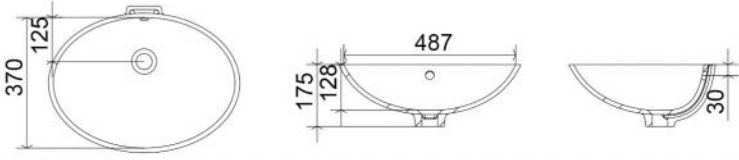
DCW-4039-5934

Sizes (mm) : 585*338*140



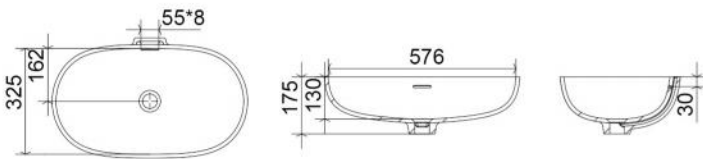
DCW-4040-5137

Sizes (mm) : 487*370*128



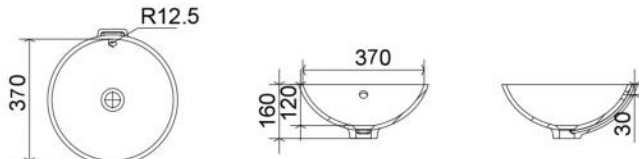
DCW-4041-5733

Sizes (mm) : 576*325*130



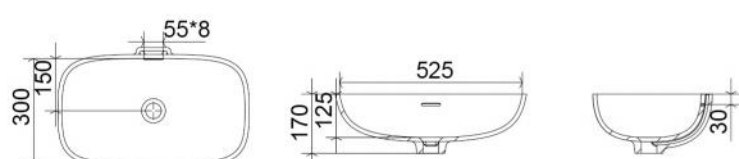
DCW-4042-3636

Sizes (mm) : 370*370*120



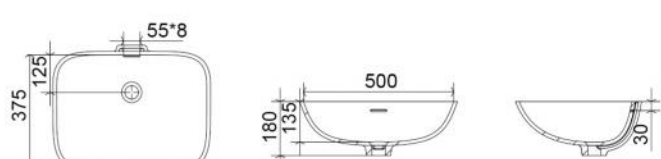
DCW-4043-5230

Sizes (mm) : 525*300*125



DCW-4044-5037

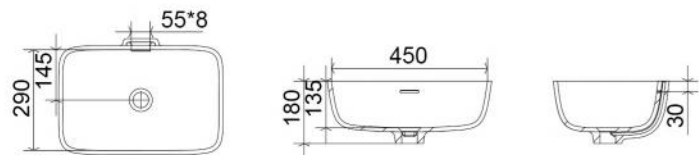
Sizes (mm) : 500*375*135





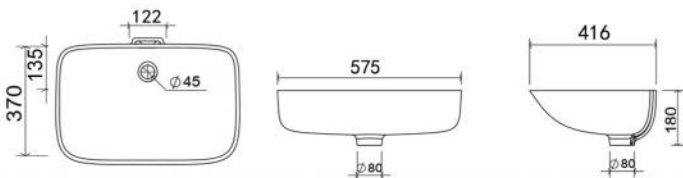
DCW-4045-4529

Sizes (mm) : 450*290*135



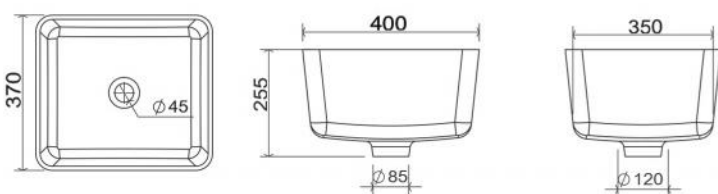
DCW-4046-5737

Sizes (mm) : 575*370*135



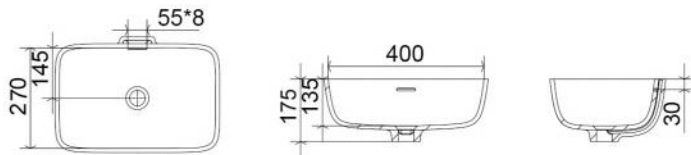
DPU-4047

Sizes (mm) : 400*350*255



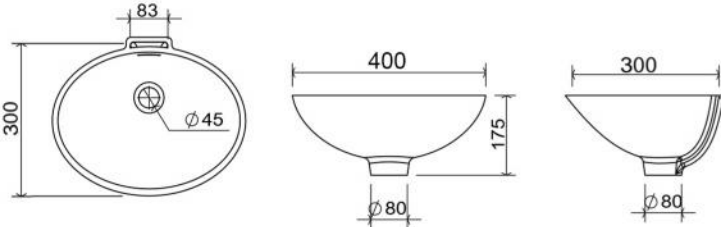
DCW-4048

Sizes (mm) : 400*270*175



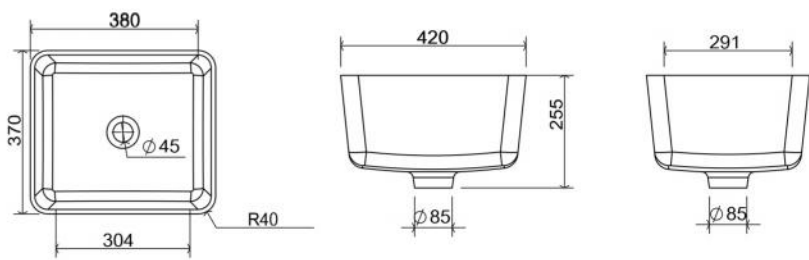
DCW-4049

Sizes (mm) : 400*300*175



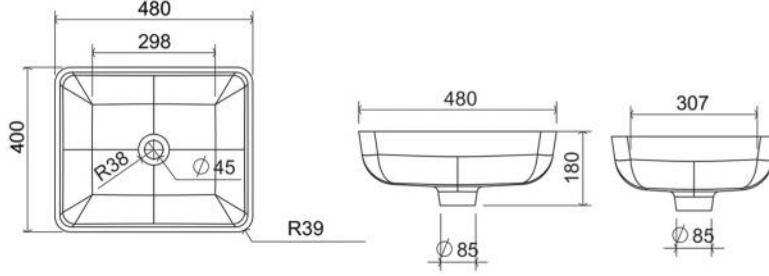
DPU-4050

Sizes (mm) : 420*370*255



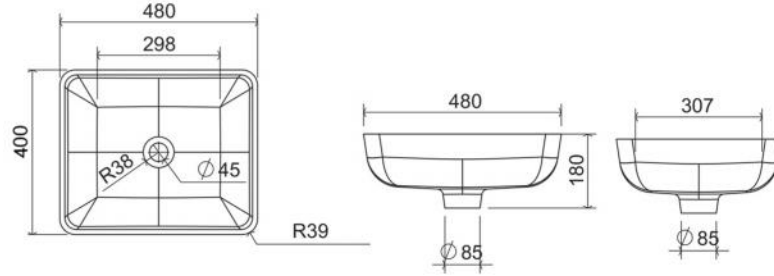
DPU-4051

Sizes (mm) : 480*400*180



DPM-4051

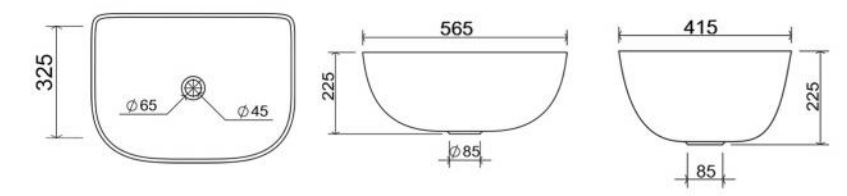
Sizes (mm) : 480*400*180





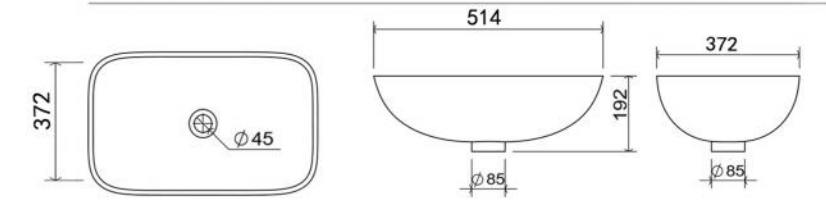
DPM-4052

Sizes (mm) : 565*415*225



DCW-4053

尺寸 (mm) : 514*372*135



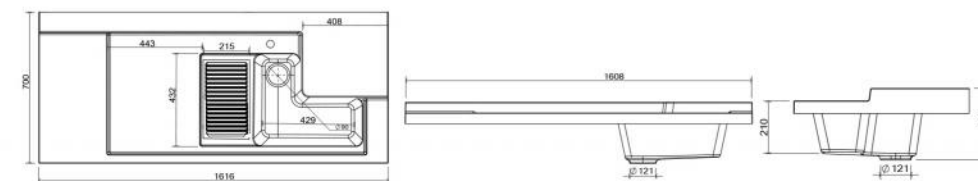


Balcony Integrated Basin



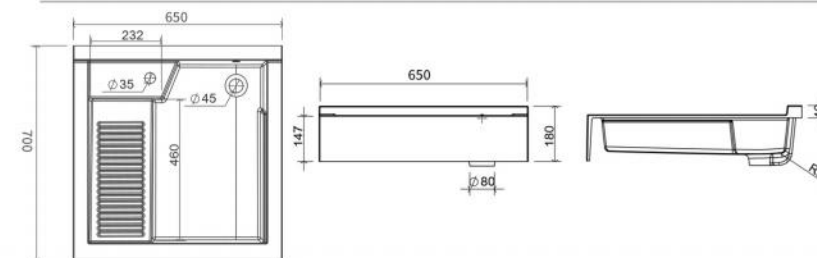
DPG-1107

Sizes (mm) : 1600*700*286



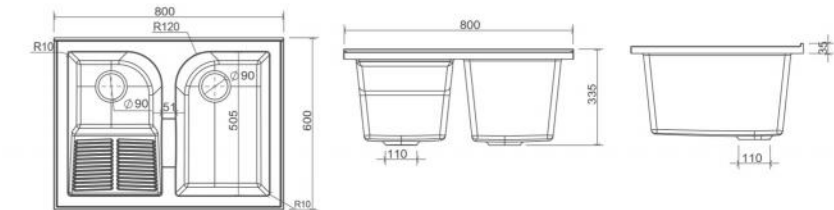
DPG-1118

Sizes (mm) : 700*650*150



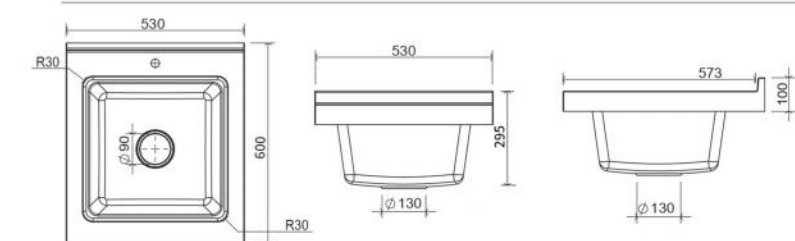
DPG-1117

Sizes (mm) : 800*600*335



DPG-1119

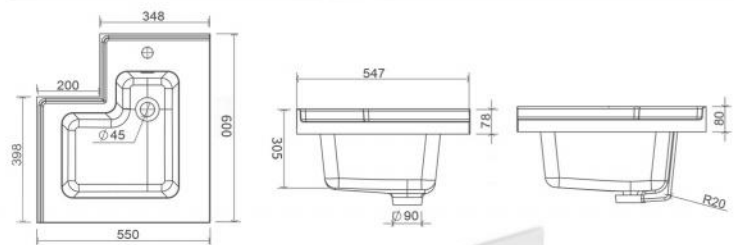
Sizes (mm) : 600*530*295





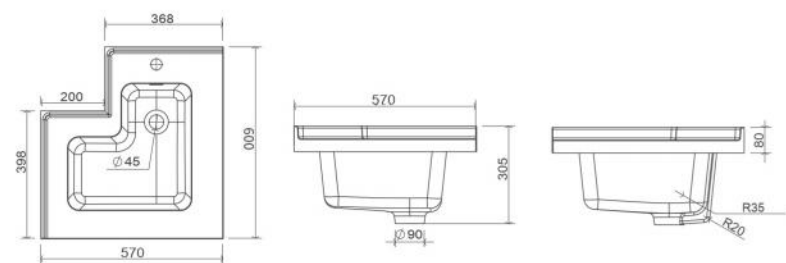
DPG-1131

Sizes (mm) : 550*600*305



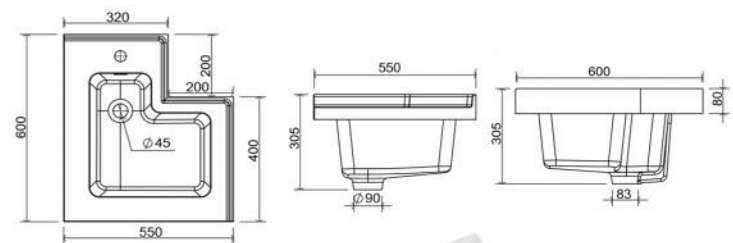
DPG-1135

Sizes (mm) : 570*600*305



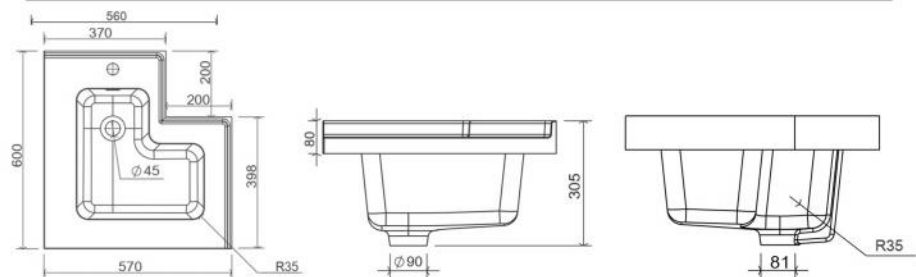
DPG-1132

Sizes (mm) : 550*600*305



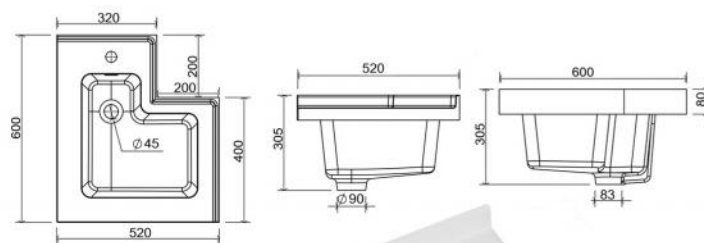
DPG-1136

Sizes (mm) : 560*600*305



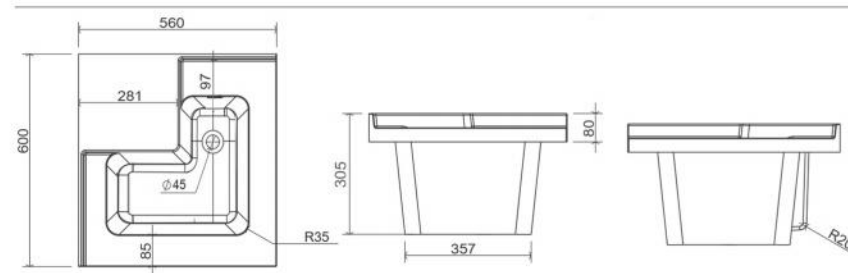
DPG-1133

Sizes (mm) : 520*600*305




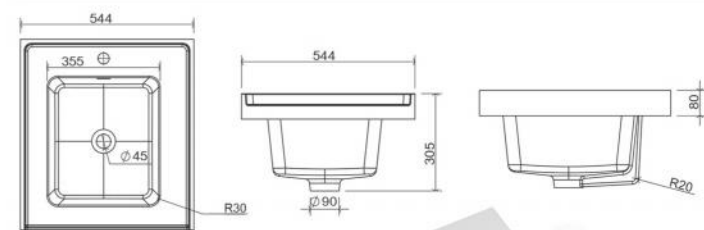
DPG-1137

Sizes (mm) : 560*600*305



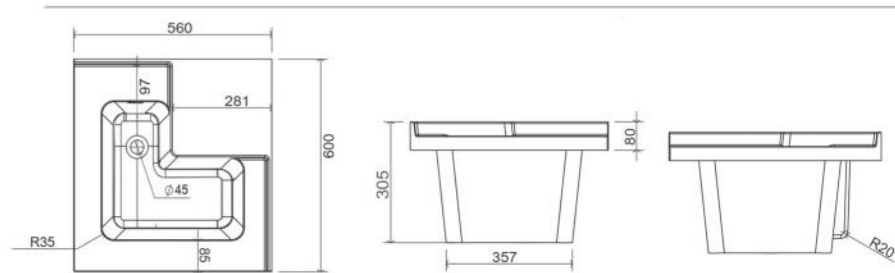
DPG-1134

Sizes (mm) : 544*600*305



DPG-1138

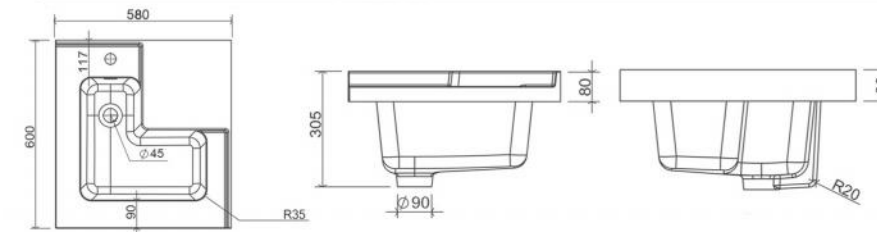
Sizes (mm) : 560*600*305





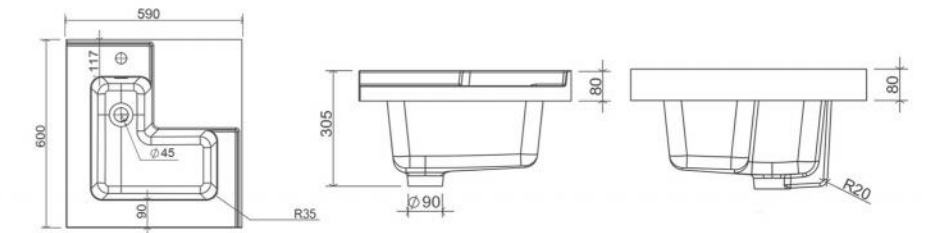
DPG-1139

Sizes (mm) : 580*600*305



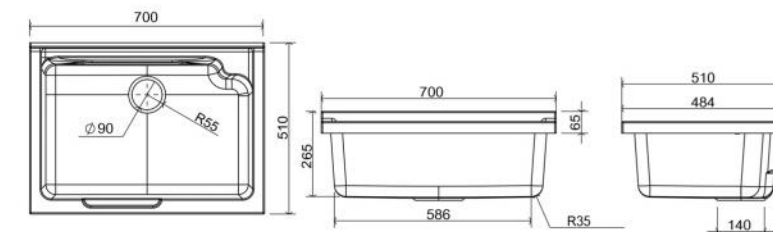
DPG-1140

Sizes (mm) : 580*600*305



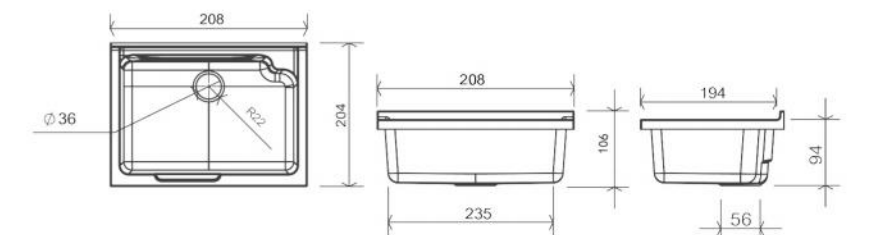
DPG-1141

Sizes (mm) : 580*600*305



DPG-1142

Sizes (mm) : 208*204*106



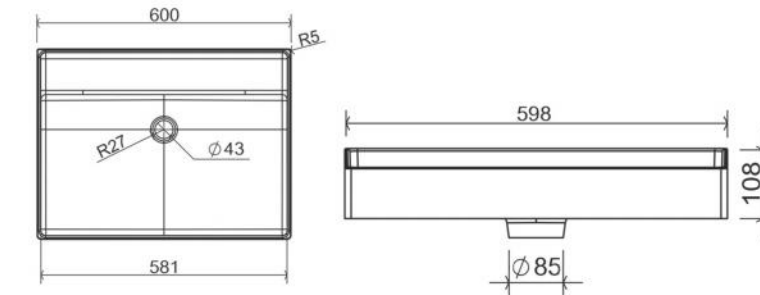


Above counter basin



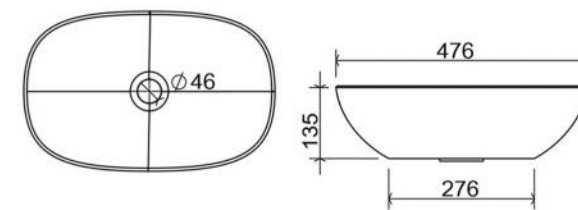
DPU-3018

尺寸 (mm) : 600*450*140



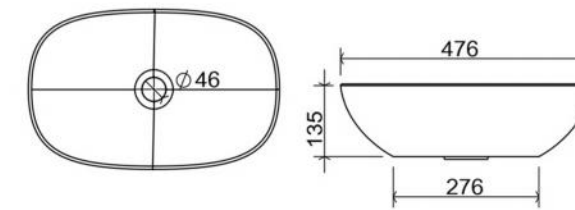
DPU-3017

尺寸 (mm) : 470*300*135



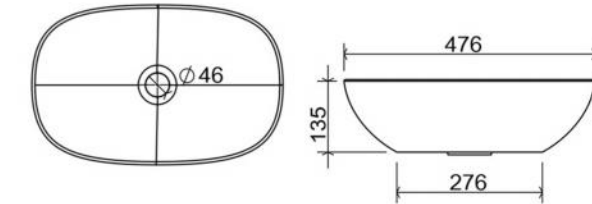
DPG-3017

尺寸 (mm) : 470*300*135



DPR-3017

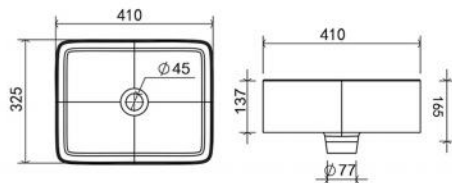
尺寸 (mm) : 470*300*135





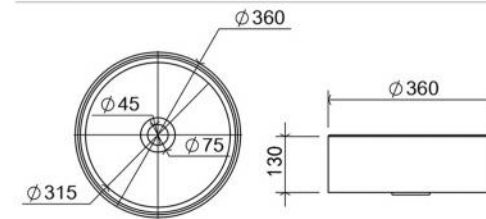
DPU-3009

Sizes (mm) : 410*325*165



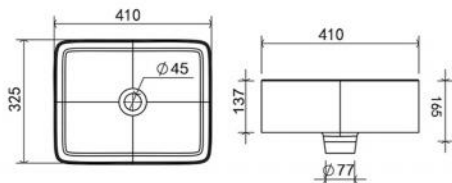
DPU-3016

Sizes (mm) : 360*360*130



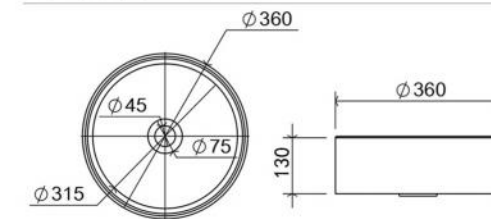
DPG-3009

Sizes (mm) : 410*325*165



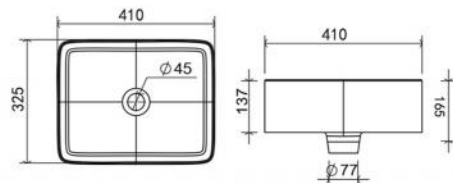
DPG-3016

Sizes (mm) : 360*360*130



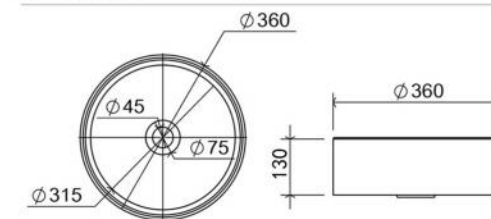
DPR-3009

Sizes (mm) : 410*325*165



DPR-3016

Sizes (mm) : 360*360*130

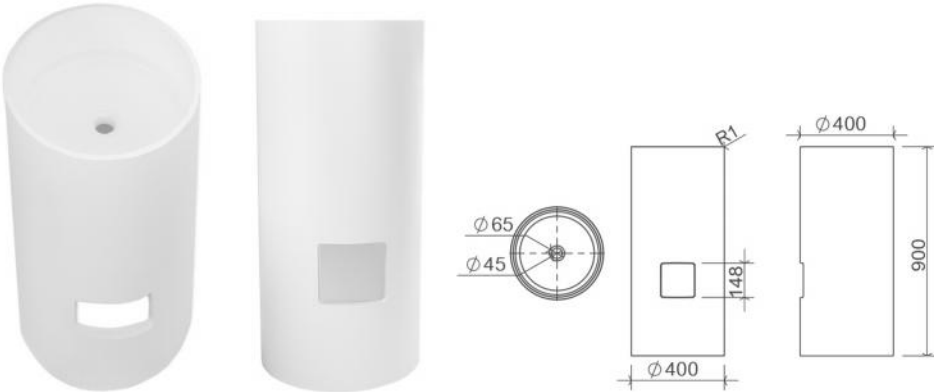
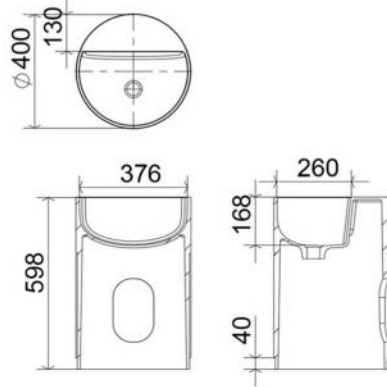




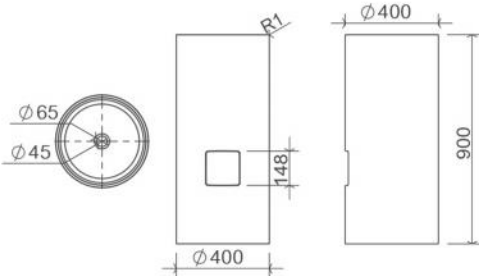
Column Basin



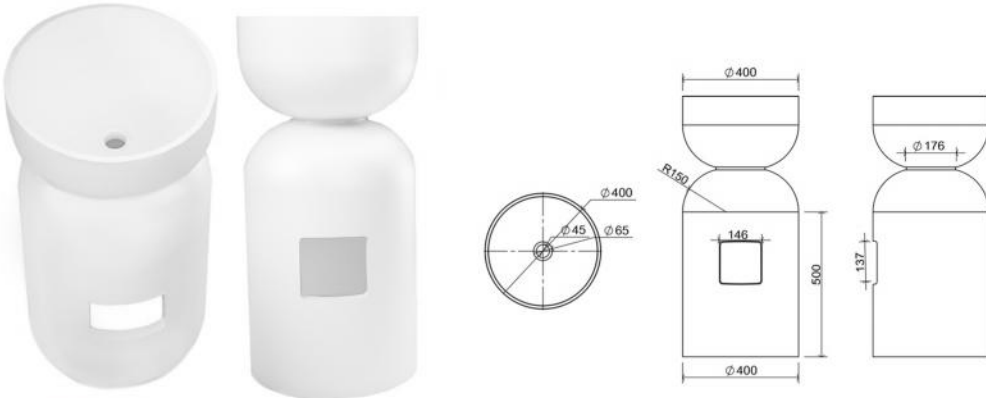
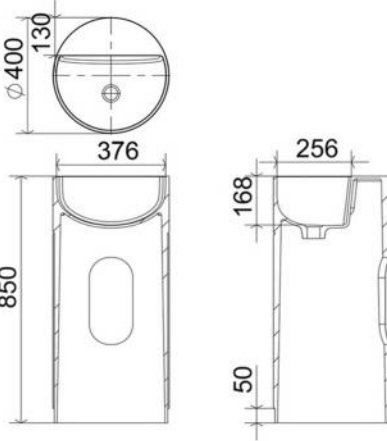
DPU-5009-1
Sizes (mm) : 400*400*598



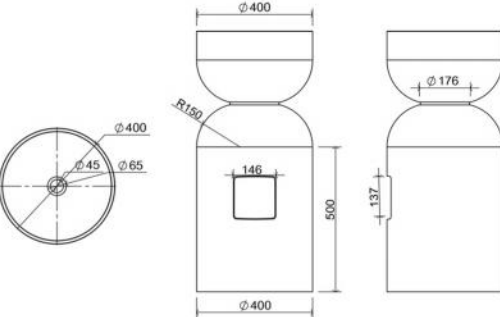
DPU-5012
Sizes (mm) : 400*400*900



DPU-5009-2
Sizes (mm) : 400*400*850



DPU-5013
Sizes (mm) : 400*400*900



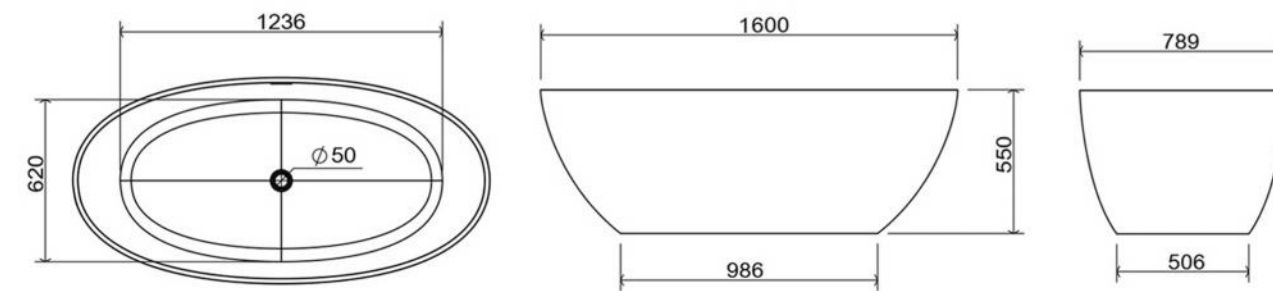


Bathtub



DPU-6006

Sizes (mm) : 1600*790*550

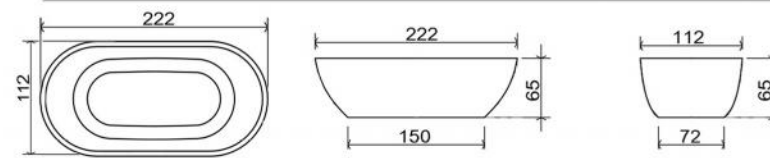




DPU-6007

Sizes (mm) : 220*112*65

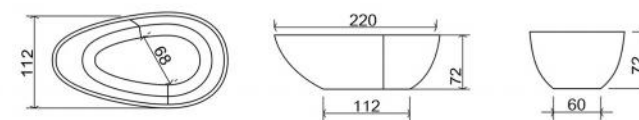
(Customize size and position of drainage holes)



DPU-6009

Sizes (mm) : 220*112*72

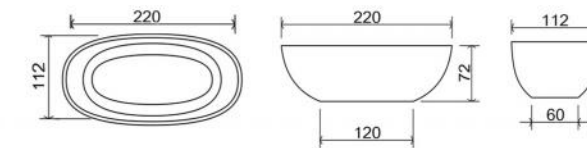
(Customize size and position of drainage holes)



DPU-6008

Sizes (mm) : 220*112*72

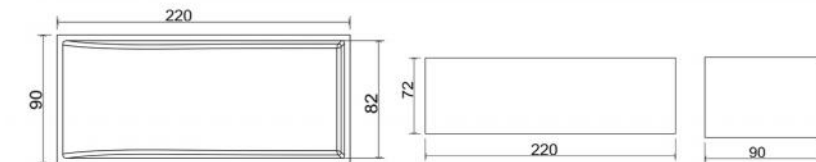
(Customize size and position of drainage holes)



DPU-6010

Sizes (mm) : 220*120*72

(Customize size and position of drainage holes)

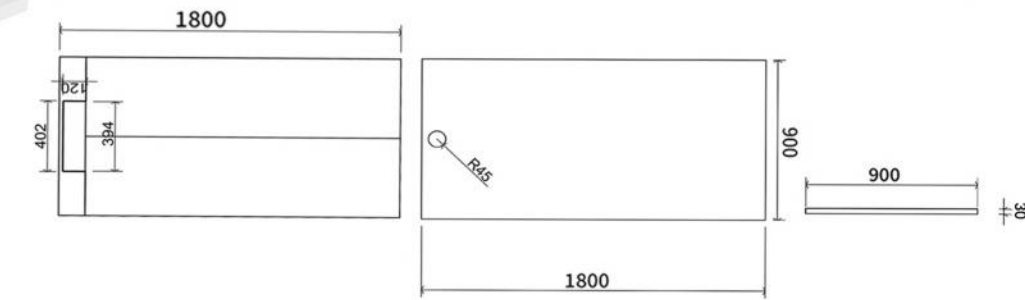




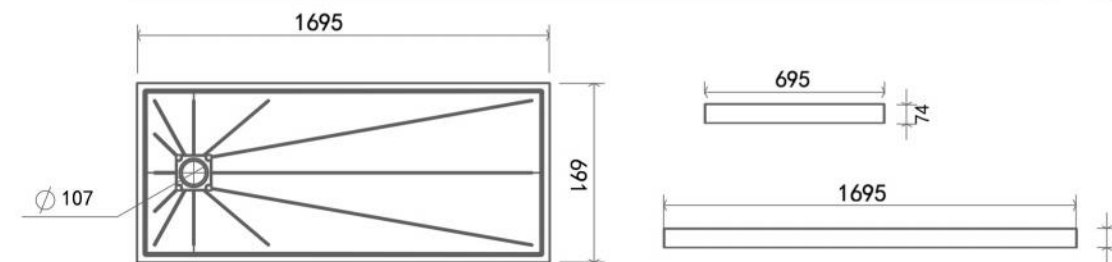
shower base



DPG-7013
Sizes (mm) : 1800*900*30



DPG-7014
Sizes (mm) : 1695*695*74



Sanitary Ware Care Instructions

Daily Cleaning and Maintenance

For water stains or large stains on the surface of the bathtub, you can use a wet rag with detergent or soapy water to gently wipe away.

After each use of the bathtub, it is recommended to use detergent to wipe off the stains, and then wipe with a dry cloth to keep the surface clean and dry.

Stubborn Stain Cleaning:

Glossy surfaces: For stubborn stains that are difficult to remove, it is recommended to use a stain remover cleaner to sand along the circle, then rinse and finally dry with a dry towel.

Matte Surfaces: Abrade in a circular direction with a Dew cloth moistened with a non-abrasive cleaner, then towel dry and use a non-abrasive polish to enhance the finish.

High-gloss surfaces: Polish with a sponge and a non-abrasive brightener to restore the surface to a glossy finish.

Special Tip:

For particularly difficult stains, consider sanding with 1200 grit sandpaper, but be careful how hard and how you do it to avoid damage to the surface.

Make sure that the surface of the tub is completely dry after cleaning to prevent water stains from staying for a long time and causing the colour to lighten.

Precautions for Use

Avoid direct contact with hot objects:

Artificial stone heat conduction is poor, please avoid directly from the stovetop, oven or microwave oven out of the hot pot, hot pot and other high temperature objects placed directly on the bath tub, so as not to cause surface cracking. It is recommended that you use a pot holder with rubber feet or place an insulating mat on the countertop.

Never cut vegetables or place sharp objects on the surface of the bidet to avoid leaving scratches.

If you accidentally leave knife marks or other scratches, remove them in an appropriate manner (e.g., gently rubbing with sandpaper) depending on the depth of the marks.

Despite the long-lasting resistance to damage, avoid contact with potent chemicals (e.g., paint removers, metal cleaners, stovetop cleaners, etc.).

If accidentally contacted with the above items, please immediately rinse the surface of the bathtub with plenty of soapy water.

Third, regular maintenance and maintenance

Regular Cleaning:

At regular intervals (e.g. weekly or fortnightly), it is recommended that the entire surface of the bathtub be wiped down with a dishcloth to keep it looking as good as new.

Repellent Painting:

Regular application of a protective agent, such as a multi-functional fluorosilicone resin, is recommended to protect the surface of the bathtub from contamination and damage. Non-neutral cleaning agents may damage the lustre of artificial stone. It is recommended to stay away from non-neutral acid and alkaline items such as dilute hydrochloric acid and tile cleane.

