

2019 LOOKBOOK

SIMPLE. STYLISH. SUSTAINABLE.

NOT JUST A DRINK BOTTLE



MADEBYFRESSKO.COM

made by
Fressko

HELLO

Welcome to Fressko.

A brand and product range created in 2014 with the aim to eliminate the extravagant consumption of single-use plastic bottles and throwaway cups. We believe in Simple, Stylish & Sustainable and have created a range with these attributes in mind.

Enjoy.





OUR PHILOSOPHY IS SIMPLE

BE KIND TO MOTHER EARTH, TO OTHERS, AND TO YOURSELF

At Fressko, we're all about keeping things simple and sustainable. Fressko flasks are a reusable alternative to plastic, rubber or paper take-away cups. When you have your coffee, tea, smoothie or fruit water from a Fressko flask you will enjoy the clean, untainted flavour of your drink.

Simple. Stylish. Sustainable.



THE ORIGINAL SERIES GLASS

- 2 in 1 Fressko infuser for tea & fruit water
- Double-walled, borosilicate, class A glass
- Leak-proof bamboo lid with food grade A silicon inner
- Thickened join for added strength
- 6mm thick base for extra strength & durability





500ml / 16oz
LIFT



400ml / 13oz
TOUR



300ml / 10oz
RISE

HOT UP TO 4 HRS
&
COLD FOR 6 HRS



THE ORIGINAL SERIES BAMBOO


- Fressko short infuser for fruit infusions
- Grade 304 stainless steel inner
- Hard wearing, raw bamboo outer
- Leak-proof lid with food grade A silicon inner



HOT UP TO 6 HRS
&
COLD FOR 12 HRS



450ml / 15oz
TRIP



300ml / 10oz
RUSH

THE COLOUR COLLECTION NEW DESIGN

- 2 in 1 Fressko infuser for tea & fruit water
- Grade 304 stainless steel inner
- Leak-proof, easy-grip lid
- Durable stainless steel shell
- Slip-resistant base & scratch-resistant body
- Uniquely curved design



500ml / 16oz
DENIM



500ml / 16oz
CLAY





500ml / 16oz
SNOW



HOT UP TO 6 HRS
&
COLD FOR 12 HRS

LOOK
OUT FOR NEW
COLOURS!



FLOSS
500ml / 16oz



LAGOON
500ml / 16oz



COAL
500ml / 16oz



THE CAFE COLLECTION CAMINO

- Grade 304 double-walled stainless steel inner
- Barista-friendly measurement lines
- Scratch-resistant body
- Spill-proof design
- Screw-on, click-lock lid (food grade PP)
- Fits in standard cup holder
- No-slip base



HOT UP TO 3 HRS
&
COLD FOR 12 HRS



LOOK
OUT FOR NEW
COLOURS!



340ml / 12oz
COAL



340ml / 12oz
SNOW

2 IN 1 INFUSER


The Fressko 2 in 1 infuser, made from food grade stainless steel (304), allows complete versatility.

Use the small top component to create infused waters with fruit and herbs. Use the long component to fill with loose leaf tea and steep to your desired strength.

Easy to twist apart and click securely into place.




#MADEBYFRESSKO



@MADEBYFRESSKO_OFFICIAL | @MADEBYFRESSKO_RECIPES

#NOTJUSTADRINKBOTTLE




FACEBOOK.COM/MADEBYFRESSKO



HERE'S HOW YOU FRESSKO

TURN ME
OVER!

- Twist off the lid
- Separate the infuser by twisting apart
- Fill the long infuser with 1 tsp tea leaves
- Twist infuser back together
- Place into Fressko and click into place
- Fill with boiling water, steep



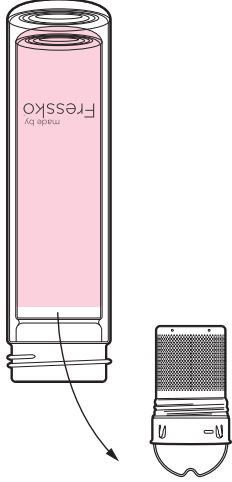
Infusions

- Twist off the lid
- Remove infuser & twist apart
- Place fruit and/or herbs into your Fressko
- Click short infuser into place
- Fill with water & allow to infuse



Smoothies

- Twist off the lid
- Remove the Infuser
- Fill your Fressko with smoothie
- Enjoy



Orange & Fennel

- 1/2 orange, sliced
- 1/2 small fennel bulb, sliced
- filtered water

Add orange and fennel slices to your Fresko flask. Pop in the short infuser and fill with filtered water. Allow to infuse.



Snickers Smoothie

- 1 frozen banana
- 1 cup almond milk
- 1 tsp cacao powder
- 1 tsp chia seeds
- 2 tsp peanut butter
- 4 dates, pitted

Add all ingredients to a blender or food processor and blend until smooth. Pour into your Fresko flask and enjoy.



Infusion

Passion Project

- pulp of two passionfruit
- handful of mint leaves, torn
- handful of ice
- filtered water

Add passionfruit pulp, mint and ice to your Fresko flask and pop in the short infuser. Fill with water and allow to infuse.



Green Smoothie

- 1 banana
- 3 kale leaves
- 1 small handful of almonds
- 1 tsp chia seeds
- 1 tsp manuka honey
- 1 tsp coconut oil
- 1 tsp turmeric powder
- 1/2 tsp cracked black pepper
- 250 ml chilled, filtered water

Add all ingredients to a blender and blend until smooth. Pour into your Fresko flask and enjoy.



Orange, Thyme & Cinnamon Infusion

- 1-3 thin orange slices
 - a few sprigs of fresh thyme
 - 1 cinnamon stick, broken
 - filtered water
- Add orange, thyme and cinnamon to your Fressko flask. Pop in the short infuser and fill with filtered water. Allow to infuse.

Virgin Mojito

- 1 tsp honey
- small handful of fresh mint
- half a lime, cut into wedges
- sparkling or still water
- handful of ice

Add honey with a little warm water to your flask and stir to dissolve. Add mint and lime wedges, squeezing juice from wedges as you go. Add a handful of ice and top up with water. Pop in short infuser.

Choc Mint Slice

- 250 ml almond milk
- 1 tsp tahini
- 1 tsp choc drops
- 1 frozen banana
- 1 drop ingestible peppermint essential oil

Add all ingredients to a blender or food processor and blend until smooth. Pour into your Fressko LIFT or Colour Collection 500 ml flask.

Orange, Mango & Passion Smoothie

- 250 ml freshly squeezed orange juice
- 1 cup frozen mango pieces
- pulp of one passionfruit

Add all ingredients to a blender

or food processor and blend until smooth. Pour into your Fressko LIFT or Colour Collection 500 ml flask.



MADEBYFRESSKO.COM
@MADEBYFRESSKO_OFFICIAL
f MADEBYFRESSKO

Printed on Ecostar, an FSC certified, 100% recycled post-consumer waste, carbon neutral paper stock.



Kakadu Plum & Pineapple Infusion

- 1 tsp kakadu plum powder
- 4 slices of fresh pineapple
- 2 cinnamon sticks
- chilled coconut water

Add kakadu plum powder, pineapple and cinnamon to your Fressko flask and top with coconut water. Pop in the short infuser, replace the lid and agitate to dissolve the powder.



Virgin Pina Colada Smoothie

- 200 ml coconut water
- 1 frozen banana
- 1 cup fresh pineapple, diced
- 1 tsp honey (optional)

Add all ingredients to a blender or food processor and blend until smooth. Pour into your Fressko LIFT or Colour Collection 500 ml flask.

A FEW OF OUR

FAVOURITE RECIPES



MADEBYFRESSKO.COM/RECIPES

@MADEBYFRESSKO_RECIPES

Fressko
made by